


.050" Round Conductor Flat Cable

28 AWG Stranded, PVC

3365 Series



- 28 AWG wire on .050 inch centers permits mass termination to a broad line of IDC connectors
- Stranded wire provides flexibility and extended product life
- Zippable for branching or discrete termination

Date Modified: February 19, 1999

TS-0080-12
Sheet 1 of 2

33



Physical

Insulation

Material: Polyvinyl Chloride (PVC)
Color: Gray

Marking

Standard: None

Canadian Option:  AWM 2651 105C 300V VW1 3M NU  AWM IA 105C 300V FT1
EU <50V

Conductors: 28 AWG 7 × 36 [7 × 0.127] Tinned Stranded Copper

Electrical

Voltage Rating: USA: 300V Canada: 300V EU: <50V
Insulation Resistance: $> 1 \times 10^{10} \Omega/10 \text{ ft. [3m]}$
Characteristic Impedance Unbalanced: 108 Ω
Capacitance Unbalanced: 12.8 pF/ft. [42.0 pF/m]
Inductance Unbalanced: .15 $\mu\text{H/ft. [0.50 } \mu\text{H/m]}$
Propagation Delay Unbalanced: 1.40 ns/ft. [4.59 ns/m]
Velocity of Propagation: Unbalanced: 73%

Note: Unbalanced is measured between ground-signal-ground conductors.

Environmental

Temperature Rating: -20°C to +105°C
Flammability Rating: USA: VW-1 Canada: FT1

UL File No.: E42769, Style No.: 2651

3M Interconnect Solutions Division

6801 River Place Blvd.
Austin, TX 78726-9000

For technical, sales or ordering information call
800-225-5373

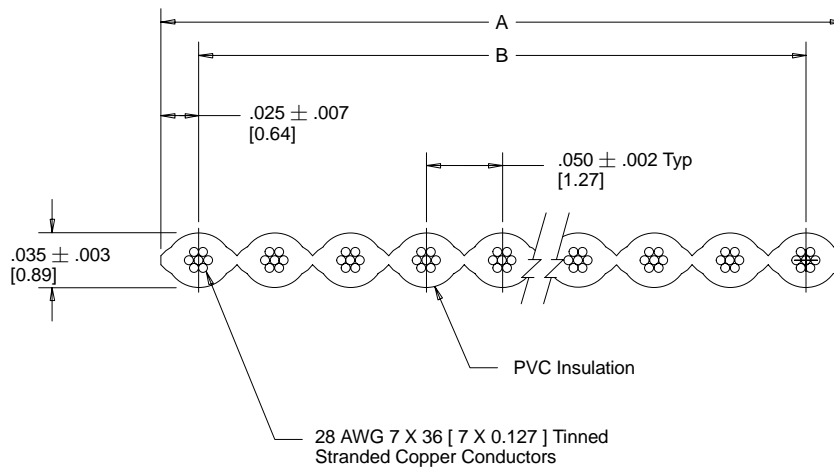
.050" Round Conductor Flat Cable

28 AWG Stranded, PVC

3365 Series



Number of Conductors	3M Part Number	Dimension A	Dimension B
09	3365/09	0.450 ± .010 [11.43]	0.400 ± .007 [10.16]
10	3365/10	0.500 ± .010 [12.70]	0.450 ± .007 [11.43]
14	3365/14	0.700 ± .010 [17.78]	0.650 ± .007 [16.51]
15	3365/15	0.750 ± .010 [19.05]	0.700 ± .007 [17.78]
16	3365/16	0.800 ± .015 [20.32]	0.750 ± .011 [19.05]
20	3365/20	1.000 ± .015 [25.40]	0.950 ± .011 [24.13]
24	3365/24	1.200 ± .015 [30.48]	1.150 ± .011 [29.21]
25	3365/25	1.250 ± .015 [31.75]	1.200 ± .011 [30.48]
26	3365/26	1.300 ± .015 [33.02]	1.250 ± .011 [31.75]
30	3365/30	1.500 ± .020 [38.10]	1.450 ± .015 [36.83]
34	3365/34	1.700 ± .020 [43.18]	1.650 ± .015 [41.91]
36	3365/36	1.800 ± .020 [45.72]	1.750 ± .015 [44.45]
37	3365/37	1.850 ± .020 [46.99]	1.800 ± .015 [45.72]
40	3365/40	2.000 ± .020 [50.80]	1.950 ± .015 [49.53]
44	3365/44	2.200 ± .020 [55.88]	2.150 ± .015 [54.61]
50	3365/50	2.500 ± .020 [63.50]	2.450 ± .015 [62.23]
60	3365/60	3.000 ± .020 [76.20]	2.950 ± .015 [74.93]
64	3365/64	3.200 ± .020 [81.28]	3.150 ± .015 [80.01]



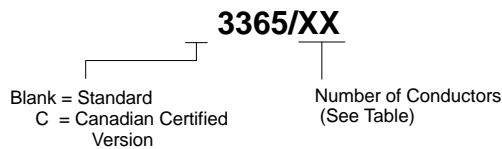
Inch
[mm]

Tolerance Unless Noted			
	.0	.00	.000
Inch	± .1	± .01	± .005

[] Dimensions for Reference Only

Note: Red marking on one edge of cable designates wire #1.

Ordering Information



Note:

- Available in standard lengths of 100 feet, 300 feet, 30 meters or 100 meters per roll, please specify when ordering.
- For "special" black insulation, order part number 3696/XX.

TS-0080-12
Sheet 2 of 2

3M Interconnect Solutions Division

6801 River Place Blvd.
Austin, TX 78726-9000

For technical, sales or ordering information call
800-225-5373