

ATuMan®

FB1 Decibel Tester



-1-

I. Introduction

The appearance design of digital sound level meter is novel, small and portable. The digital sound level meter is applicable for measurement of noise engineering, quality control, health prevention and various environmental noise, including noise measurement in such various places as factories, offices, transporting routes, families, stereo equipment and other places.

Production Function:

- ▶ Sound level measurement;
- ▶ MIN/MAX/ Lock current value;
- ▶ Hold the measurement data;
- ▶ LCD backlight function;
- ▶ Manual/auto shutoff;

II. Calibration Method

*Please use 94dB@1KHz standard sound source

- 1、 Carefully plug the microphone head in 1/2 inch hole of standard sound source (94dB@1KHz);
- 2、 Turn on the power switch of standard sound source(94dB@1KHz), use straight screwdriver to adjust potentiometer located in the opening hole within the machine stick, and make LCD display 94.0(referring to Figure 1).

* The meter has been adjusted properly; the recommended calibration interval is one year.

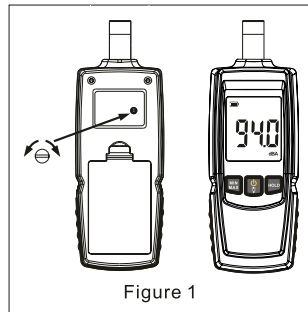


Figure 1

-2-

III. Name of Each Component (referring to Figure 2)

1. Power switch/Backlight power button
2. Maximum/Minimum locking key
- 3 Measurement data hold key
4. LCD display
5. Electric condenser microphone
6. Wind-resistant ball
7. Calibration knob
8. Machine stick
9. Battery door

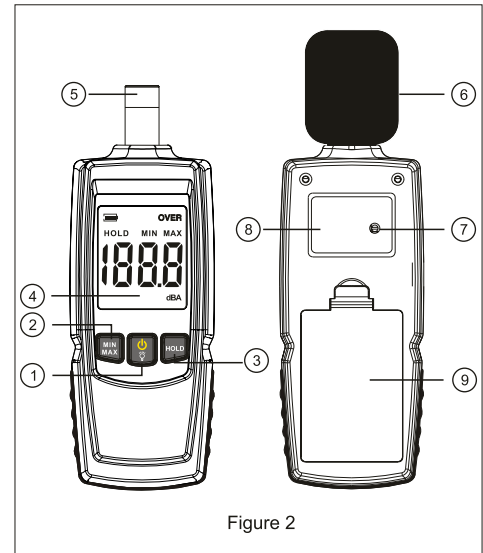


Figure 2

-3-

III. LCD Display (referring to Figure 3)

1. Battery power prompt sign
2. OVER warning sign/reading exceeding measuring range
3. Data retention
4. Maximum value
5. Minimum value
6. Sound level reading value
7. Sound level unit of (A weighting)

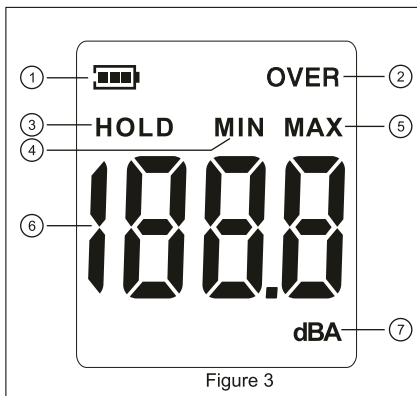


Figure 3

V. Operating Instructions

1. Open the battery cover, put 3 AAA size batteries of 1.5V, (see Figure4).
2. Close the battery cover.
3. Read the sound level:
Press the power button "⏻", after the 1s full screen of LCD panel, instantly display the sound level value of the current environmental noise, the value changes according to the magnitude of the environmental noise.

-4-

Install three 1.5V AAA Batteries

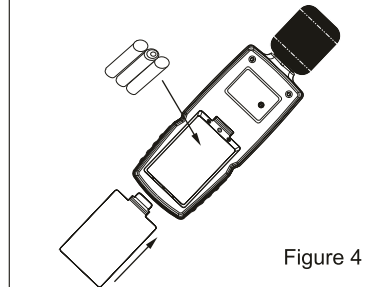


Figure 4

4. Lock the minimum sound level value:
Press "MIN/MAX", enter "MIN" measuring mode; the current value will be locked until the minimum value appears and replaces the current value.
5. Lock the maximum sound level value:
Press "MIN/MAX" again, enter "MAX" measuring mode, the current value will be locked until the maximum value appears and replaces the current value, press "MIN/MAX" again, return to measuring mode.
6. Measuring data retention:
Press "HOLD", the current measuring value will be locked, press "HOLD" again, quit the lock.
7. LCD backlight operating:
Momentarily press "⏻", LCD backlight is on, press "⏻" momentarily again, LCD backlight is off.
8. Shutoff:
The meter will automatically power off by default for 10 minutes without any operation, or press "⏻" for two seconds, the meter will be turned off by manual, press "⏻" for three seconds when the meter is power-on, the LCD displays "UOF", the meter just can be turned off by manual other than automatic power-off.

-5-

VI. Considerations

1. When the electric power of battery is insufficient, "⏻" symbol may appear on LCD to show that the electric power of battery is insufficient; the new battery must be replaced.
 2. Please do not use the meter under a high temperature and humid environment.
 3. Please take out the batteries when not in use for a long time to avoid electrolyte leakage and damaging the meter.
 4. When measuring the noise outside, please mount the wind-resistant ball on the head of the microphone to prevent the microphone from being directly blown by wind and measuring other noise.
- Product Maintenance:**
1. Regularly wipe the meter with a dry cloth, please do not use solvent to clean up the meter

VII. Technical Parameters

Measuring Range	30~130dBA
Accuracy	±1.5dB
Frequency Response	31.5Hz~8KHz
Frequency Weighting Features	A Weighting
Resolution	0.1dB
Power Source	3*1.5V AAA Batteries
Working Temperature and Humidity	0~40°C 10~80%RH
Storage Temperature and Humidity	-10~60°C 0~90%RH
Weight	84.08g(Excluding Battery)
External Dimension	50*33*159.5mm

Special Statement:

This company reserves the right of changing the product design and contents of instruction, if changed, the separate notice isn't given!

MADE IN CHINA

-6-