


# Miniature Quartz Crystal Ceramic SMD

**FW**



2.0 x 1.6mm Ceramic SMD

## Product Description

The 4-pad FW Series seam seal devices incorporate an ultra-miniature AT-cut crystal resonator housed in a standard 2.0 x 1.6mm ceramic package. These compact crystals are ideal for surface mounting in densely populated or small form-factor PCB applications.

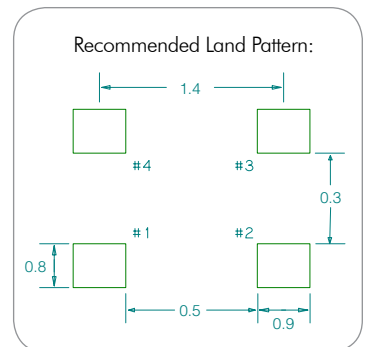
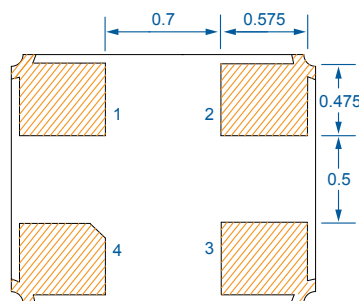

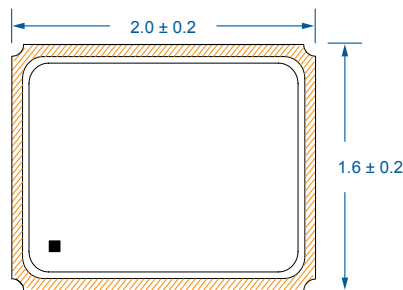
## Product Features

- Rugged AT-cut crystal construction
- Miniature 2.0 x 1.6mm ceramic package
- Available on tape & reel; 8mm tape, 3000 units per reel
- Pb-free and RoHS/Green compliant

## Typical Applications

- Portable / Hand-held PCs
- PCMCIA Cards
- Notebook PC
- Bluetooth
- Wireless LAN
- UWB
- ZigBee
- USB
- GPS
- HDD
- GSM, CDMA, GPRS

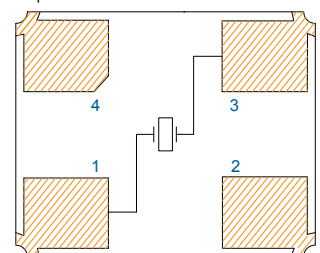
**Package:** (Scale: none; Dimensions are in mm)



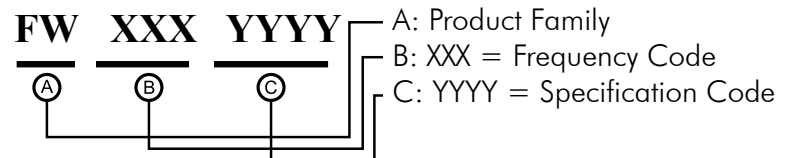
## Pin Functions:

Pin	Function
1	Xtal
2	Case
3	Xtal
4	Case

Top View:



## Part Ordering Information:



Following the above format, Saronix-eCera part numbers will be assigned upon confirmation of exact customer requirements.

## Frequency Range:

- 16 MHz to 66.0000 MHz (Fundamental)

## Characteristics at 25°C ±2°C:

- Frequency Calibration Tolerance: ±10ppm, ±20ppm, or ±30ppm
- Load Capacitance: 8 to 20pF or Series Resonance
- Effective Series Resistance (ESR):
  - 120Ω max (16 to 26.0000 MHz)
  - 100Ω max (26 to 32.0000 MHz)
  - 80Ω max (32 to 66.0000 MHz)
- Drive Level: 10μW typ. (100μW max)
- Shunt Capacitance: 3pF Max

## Temperature Range:

- Operating: -20 to +70°C or -30 to +85°C or -40 to +125°C
- Storage: -40 to +125°C

## Frequency Stability (Reference to the Frequency at 25°C):

- -20 to +70°C: ±10ppm to ±50ppm
- -30 to +85°C: ±20ppm to ±50ppm
- -40 to +125°C: ±50ppm to ±70ppm

## Aging at 25°C, First Year:

- ±3ppm Max
- ±5ppm Max

## Reflow Temperature:

- 260°C Max, 10 seconds Max

## Mechanical

- Shock: JESD22-B104 Condition B
- Solderability: J-STD-002
- Terminal Strength: MIL-STD-883 Method 2004
- Vibration: JESD22-B103
- Solvent Resistance: JESD22-B107
- Resistance to Soldering Heat: J-STD-020C Table 5-2 Pb-free devices (3 cycles max)

## Environmental

- Gross Test Leak: JESD22-A109, Condition C
- Fine Test Leak: JESD22-A109, Condition A1
- Moisture Resistance: JESD22-A113
- Insulation Resistance: 500 MΩ min (100 VDC)

# Mouser Electronics

Authorized Distributor

Click to View Pricing, Inventory, Delivery & Lifecycle Information:

## Diodes Incorporated:

[FW3840001](#) [FW2500016Z](#) [FW3740009](#) [FW4000001](#) [FW1600010](#) [FW2400001](#) [FW3200020](#) [FW2000008](#)  
[FW1600008](#) [FW1920001](#) [FW400WFMT1](#) [FW520WFMT1](#) [FW400WFMR1](#) [FW374WFBR2](#) [FW384WFIN1](#)  
[FW260WFMR1](#) [FW260WFMT1](#) [FW374WFBR1](#) [FW374WFMR1](#) [FW2500025Z](#) [FW2600018](#) [FW3000010](#)  
[FW3840001G](#) [FW3200004](#) [FW3000023](#) [FW2700019Z](#) [FW3740001Z](#) [FW4800010Z](#) [FW3200011](#) [FW2400007](#)  
[FW2400014](#) [FW2600004](#) [FW4800013](#) [FW4800022](#) [FW5000006](#) [FW3740018Z](#) [FW1600006](#) [FW2400030](#)  
[FW2400033](#) [FW2600003](#) [FW5310001](#) [FW3000016](#) [FW2500021](#) [FW2600019](#) [FW3740013](#) [FW4800006](#)  
[FW3000005](#) [FW3200034](#) [FW3840024Z](#) [FW5200002Z](#) [FW2710005](#) [FW4000018](#) [FW2000011](#) [FW1600015](#)  
[FW2500003](#) [FW4800002](#) [FW4800008](#) [FW5000003](#) [FW2600046Z](#) [FW2700012](#) [FW3200018](#) [FW4000028Z](#)  
[FW2600029](#) [FW3200021](#) [FW2500027](#) [FW2400011](#) [FW2500016](#) [FW2500019](#) [FW2500020](#) [FW2600040](#)  
[FW2500037Z](#) [FW3000011](#) [FW3200008](#) [FW4000015Z](#) [FW1600001](#) [FW2400031](#) [FW3000006](#) [FW3200009](#)  
[FW3200032](#) [FW3840022Z](#) [FW3840026Z](#) [FW4000029Z](#) [FW3000012](#) [FW6000003](#) [FW2500001](#) [FW4800016](#)  
[FW4800012](#) [FW3740016Z](#) [FW2450002](#) [FW2600047Z](#) [FW2400023](#) [FW2400015](#) [FW4000025](#) [FW3200024](#)  
[FW4000027Z](#) [FW4000021](#) [FW2500026](#) [FW2500018](#) [FW2400016](#) [FW2500012](#)