

INTERCONNECTS

SERIES 850, 851, 852, 853 • 050" GRID RIGHT ANGLE HEADERS AND SOCKETS • SINGLE AND DOUBLE ROW STRIPS

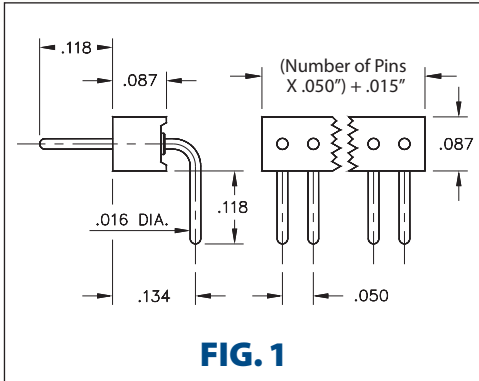


FIG. 1

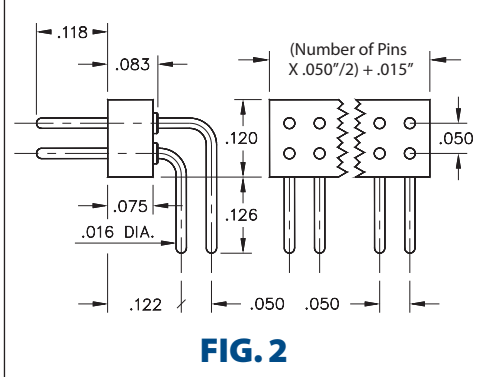


FIG. 2

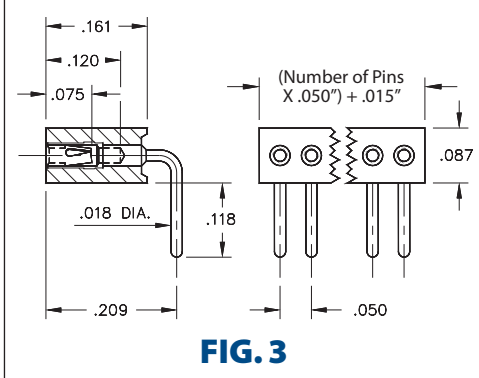


FIG. 3

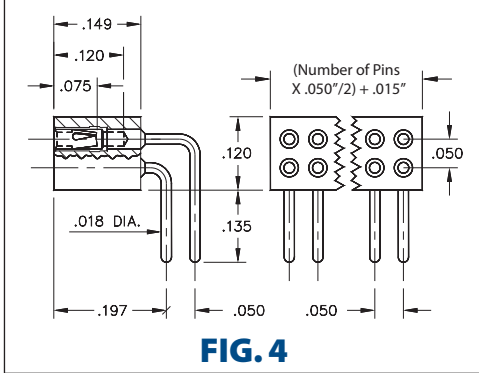



FIG. 4

- Series 850 and 851 interconnects are available in single and double row form
- Series 850 & 852 headers use MM #4006-1 and #4006-2 pins. See page 208 for details
- Series 851 & 853 sockets use MM #4890-1 and #4890-2 receptacles that accept pin diameters from .015"-.021". See page 160 for details
- Receptacles use Hi-Rel, 3-finger BeCu #11 contact rated at 3 amps. See page 251 for details
- Insulators are high temperature thermoplastic, suitable for all soldering operations



ORDERING INFORMATION


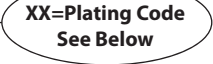





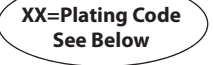
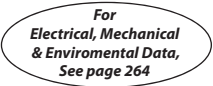


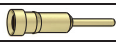

FIG. 1	Series 850...001	Single Row Right Angle Pin Header		
		850-XX-0	-20-001000	
	Specify number of pins		01-50	
FIG. 2	Series 852...001	Double Row Right Angle Pin Header		
		852-XX-	-20-001000	
	Specify number of pins		002-100	
  				
SPECIFY PLATING CODE XX=		10 	90	40 
Pin Plating 		10 μ" Au	200 μ" Sn/Pb	200 μ" Sn

FIG. 3	Series 851...001	Single Row Right Angle Socket				
		851-XX-0	-20-001000			
	Specify number of pins		01-50			
FIG. 4	Series 853...001	Double Row Right Angle Socket				
		853-XX-	-20-001000			
	Specify number of pins		002-100			
  						
SPECIFY PLATING CODE XX=			93	99	43 	47 
Sleeve (Pin) 			200 μ" Sn/Pb	200 μ" Sn/Pb	200 μ" Sn	200 μ" Sn
Contact (Clip) 			30 μ" Au	100 μ" Sn/Pb	30 μ" Au	Au Flash



Mouser Electronics

Authorized Distributor

Click to View Pricing, Inventory, Delivery & Lifecycle Information:

[Mill-Max:](#)

[852-40-014-20-001000](#)