


# RP328

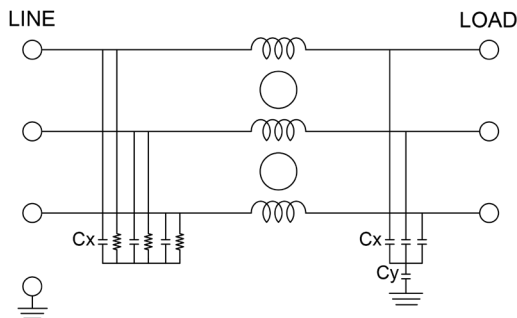
## BOOKSHELF 3-PHASE **DELTA** SINGLE STAGE POWER LINE FILTER

### FEATURES

- » Rated currents include **7A, 16A, 30A, 42A, 55A, 75A, 100A, 130A, and 180A**
- » Single Stage Line Filter
- » Available with **W** (wires), **S** (studs) and **C** (connectors) option
- » Bookshelf Design
- » Agency Approved to UL1283 / 60929, CSA C22.2, EN 60939
- » Y-cap value can be adjusted to fit specification



### ELECTRICAL SCHEMATIC



### SPECIFICATIONS

OPERATING FREQUENCY	50/60Hz
USABLE FREQUENCY	DC - 400 Hz
MAX. OPERATING VOLTAGE	480 V +10%
AMBIENT TEMPERATURE	-25 TO 50°C
CLIMATIC CATEGORY	25/100/21
TERMINALS (-T)	WIRE LEADS
	STUDS 7-55A(M5),
	75-100A(M6), 130-180A(M10)
	CONNECTORS
TYP. WEIGHT, LBS (KG)	2.0-18.0 (0.9-8.2)

### TYPICAL LEAKAGE CURRENT

@ 480 VAC 60 Hz      0 - 20.0 mA Max.

### HIPOT RATINGS


LINE TO GROUND      3500 VDC

### TYPICAL APPLICATIONS

- ✓ Power Conversion Equipment
- ✓ Uninterrupted Power Supplies
- ✓ Heating & Cooling Equipment
- ✓ Factory Machinery
- ✓ Three-Phase Applications

### HOW TO ORDER

RP328-X-Y-Z



**NOTE:** USE ANY COMBINATION OF -X (AMPS) WITH ANY -Y RATINGS

E.G. **RP328-42-100-S** (42AMPS WITH 100 NF YCAP)

For **X, Y** and **Z** options see product specification table.

# RP328

## BOOKSHELF 3-PHASE **DELTA** SINGLE STAGE POWER LINE FILTER

MODEL NO.	RATED CURRENT, A @ 40° C	Y-CAP, nF	LEAKAGE CURRENT mA, @ 480V AC/60 Hz	TERMINAL OPTIONS			MAX. DIMENSIONS" (MM)		
				(W) INPUT/ OUTPUT	(S) INPUT/ OUTPUT	(C) INPUT/ OUTPUT	WIDTH	(LENGTH)	HEIGHT
RP328-7-0-S	7	0	-		✓		3.35"(85)	11.42"(290)	1.97"(50)
RP328-7-0-W	7	0	-	✓			*	*	*
RP328-7-10-S	7	10	0.10		✓		3.35"(85)	11.42"(290)	1.97"(50)
RP328-7-10-W	7	10	0.10	✓			*	*	*
RP328-7-100-S	7	100	1.00		✓		3.35"(85)	11.42"(290)	1.97"(50)
RP328-7-100-W	7	100	1.00	✓			*	*	*
RP328-7-1000-S	7	1000	10.00		✓		3.35"(85)	11.42"(290)	1.97"(50)
RP328-7-1000-W	7	1000	10.00	✓			*	*	*
RP328-7-2000-S	7	2000	20.00		✓		3.35"(85)	11.42"(290)	1.97"(50)
RP328-7-2000-W	7	2000	20.00	✓			*	*	*
RP328-16-0-S	16	0	-		✓		3.35"(85)	11.42"(290)	1.97"(50)
RP328-16-0-W	16	0	-	✓			*	*	*
RP328-16-10-S	16	10	0.10		✓		3.35"(85)	11.42"(290)	1.97"(50)
RP328-16-10-W	16	10	0.10	✓			*	*	*
RP328-16-100-S	16	100	1.00		✓		3.35"(85)	11.42"(290)	1.97"(50)
RP328-16-100-W	16	100	1.00	✓			*	*	*
RP328-16-1000-S	16	1000	10.00		✓		3.35"(85)	11.42"(290)	1.97"(50)
RP328-16-1000-W	16	1000	10.00	✓			*	*	*
RP328-16-2000-S	16	2000	20.00		✓		3.35"(85)	11.42"(290)	1.97"(50)
RP328-16-2000-W	16	2000	20.00	✓			*	*	*
RP328-30-0-C	30	0	-			✓	3.35"(85)	10.31"(262)	1.97"(50)
RP328-30-0-S	30	0	-		✓		3.35"(85)	11.42"(290)	1.97"(50)
RP328-30-0-W	30	0	-	✓			*	*	*
RP328-30-10-C	30	10	0.10			✓	3.35"(85)	10.31"(262)	1.97"(50)
RP328-30-10-S	30	10	0.10		✓		3.35"(85)	11.42"(290)	1.97"(50)
RP328-30-10-W	30	10	0.10	✓			*	*	*
RP328-30-100-C	30	100	1.00			✓	3.35"(85)	10.31"(262)	1.97"(50)
RP328-30-100-S	30	100	1.00		✓		3.35"(85)	11.42"(290)	1.97"(50)
RP328-30-100-W	30	100	1.00	✓			*	*	*
RP328-30-1000-C	30	1000	10.00			✓	3.35"(85)	10.31"(262)	1.97"(50)
RP328-30-1000-S	30	1000	10.00		✓		3.35"(85)	11.42"(290)	1.97"(50)
RP328-30-1000-W	30	1000	10.00	✓			*	*	*
RP328-30-2000-C	30	2000	20.00			✓	3.35"(85)	10.31"(262)	1.97"(50)
RP328-30-2000-S	30	2000	20.00		✓		3.35"(85)	11.42"(290)	1.97"(50)

**ADDITIONAL MODEL NO. >>**

# RP328

## BOOKSHELF 3-PHASE **DELTA** SINGLE STAGE POWER LINE FILTER

MODEL NO.	RATED CURRENT, A @ 40° C	Y-CAP, nF	LEAKAGE CURRENT mA, @ 480V AC/60 Hz	TERMINAL OPTIONS			MAX. DIMENSIONS" (MM)		
				(W) INPUT/ OUTPUT	(S) INPUT/ OUTPUT	(C) INPUT/ OUTPUT	WIDTH	(LENGTH)	HEIGHT
RP328-30-2000-W	30	2000	20.00	✓			*	*	*
RP328-42-0-C	42	0	-			✓	3.35"(85)	12.20"(310)	1.97"(50)
RP328-42-0-S	42	0	-		✓		3.35"(85)	12.20"(310)	1.97"(50)
RP328-42-0-W	42	0	-	✓			*	*	*
RP328-42-10-C	42	10	0.10			✓	3.35"(85)	12.20"(310)	1.97"(50)
RP328-42-10-S	42	10	0.10		✓		3.35"(85)	12.20"(310)	1.97"(50)
RP328-42-10-W	42	10	0.10	✓			*	*	*
RP328-42-100-C	42	100	1.00			✓	3.35"(85)	12.20"(310)	1.97"(50)
RP328-42-100-S	42	100	1.00		✓		3.35"(85)	12.20"(310)	1.97"(50)
RP328-42-100-W	42	100	1.00	✓			*	*	*
RP328-42-1000-C	42	1000	10.00			✓	3.35"(85)	12.20"(310)	1.97"(50)
RP328-42-1000-S	42	1000	10.00		✓		3.35"(85)	12.20"(310)	1.97"(50)
RP328-42-1000-W	42	1000	10.00	✓			*	*	*
RP328-42-2000-C	42	2000	20.00			✓	3.35"(85)	12.20"(310)	1.97"(50)
RP328-42-2000-S	42	2000	20.00		✓		3.35"(85)	12.20"(310)	1.97"(50)
RP328-42-2000-W	42	2000	20.00	✓			*	*	*
RP328-55-0-C	55	0	-			✓	*	*	*
RP328-55-0-S	55	0	-		✓		3.54"(90)	9.84"(250)	3.35"(85)
RP328-55-0-W	55	0	-	✓			*	*	*
RP328-55-10-C	55	10	0.10			✓	*	*	*
RP328-55-10-S	55	10	0.10		✓		3.54"(90)	9.84"(250)	3.35"(85)
RP328-55-10-W	55	10	0.10	✓			*	*	*
RP328-55-100-C	55	100	1.00			✓	*	*	*
RP328-55-100-S	55	100	1.00		✓		3.54"(90)	9.84"(250)	3.35"(85)
RP328-55-100-W	55	100	1.00	✓			*	*	*
RP328-55-1000-C	55	1000	10.00			✓	*	*	*
RP328-55-1000-S	55	1000	10.00		✓		3.54"(90)	9.84"(250)	3.35"(85)
RP328-55-1000-W	55	1000	10.00	✓			*	*	*
RP328-55-2000-C	55	2000	20.00			✓	*	*	*
RP328-55-2000-S	55	2000	20.00		✓		3.54"(90)	9.84"(250)	3.35"(85)
RP328-55-2000-W	55	2000	20.00	✓			*	*	*
RP328-75-0-C	75	0	-			✓	*	*	*
RP328-75-0-S	75	0	-		✓		3.54"(90)	9.84"(250)	3.35"(85)
RP328-75-0-W	75	0	-	✓			*	*	*

**ADDITIONAL MODEL NO. >>**

# RP328

## BOOKSHELF 3-PHASE **DELTA** SINGLE STAGE POWER LINE FILTER

MODEL NO.	RATED CURRENT, A @ 40° C	Y-CAP, nF	LEAKAGE CURRENT mA, @ 480V AC/60 Hz	TERMINAL OPTIONS			MAX. DIMENSIONS" (MM)		
				(W) INPUT/ OUTPUT	(S) INPUT/ OUTPUT	(C) INPUT/ OUTPUT	WIDTH	(LENGTH)	HEIGHT
RP328-75-10-C	75	10	0.10			✓	*	*	*
RP328-75-10-S	75	10	0.10		✓		3.54"(90)	9.84"(250)	3.35"(85)
RP328-75-10-W	75	10	0.10	✓			*	*	*
RP328-75-100-C	75	100	1.00			✓	*	*	*
RP328-75-100-S	75	100	1.00		✓		3.54"(90)	9.84"(250)	3.35"(85)
RP328-75-100-W	75	100	1.00	✓			*	*	*
RP328-75-1000-C	75	1000	10.00			✓	*	*	*
RP328-75-1000-S	75	1000	10.00		✓		3.54"(90)	9.84"(250)	3.35"(85)
RP328-75-1000-W	75	1000	10.00	✓			*	*	*
RP328-75-2000-C	75	2000	20.00			✓	*	*	*
RP328-75-2000-S	75	2000	20.00		✓		3.54"(90)	9.84"(250)	3.35"(85)
RP328-75-2000-W	75	2000	20.00	✓			*	*	*
RP328-100-0-C	100	0	-			✓	*	*	*
RP328-100-0-S	100	0	-		✓		5.91"(150)	10.63"(270)	3.54"(90)
RP328-100-0-W	100	0	-	✓			*	*	*
RP328-100-10-C	100	10	0.10			✓	*	*	*
RP328-100-10-S	100	10	0.10		✓		5.91"(150)	10.63"(270)	3.54"(90)
RP328-100-10-W	100	10	0.10	✓			*	*	*
RP328-100-100-C	100	100	1.00			✓	*	*	*
RP328-100-100-S	100	100	1.00		✓		5.91"(150)	10.63"(270)	3.54"(90)
RP328-100-100-W	100	100	1.00	✓			*	*	*
RP328-100-1000-C	100	1000	10.00			✓	*	*	*
RP328-100-1000-S	100	1000	10.00		✓		5.91"(150)	10.63"(270)	3.54"(90)
RP328-100-1000-W	100	1000	10.00	✓			*	*	*
RP328-100-2000-C	100	2000	20.00			✓	*	*	*
RP328-100-2000-S	100	2000	20.00		✓		5.91"(150)	10.63"(270)	3.54"(90)
RP328-100-2000-W	100	2000	20.00	✓			*	*	*
RP328-130-0-C	130	0	-			✓	*	*	*
RP328-130-0-S	130	0	-		✓		5.91"(150)	10.63"(270)	3.54"(90)
RP328-130-0-W	130	0	-	✓			*	*	*
RP328-130-10-C	130	10	0.10			✓	*	*	*
RP328-130-10-S	130	10	0.10		✓		5.91"(150)	10.63"(270)	3.54"(90)
RP328-130-10-W	130	10	0.10	✓			*	*	*
RP328-130-100-C	130	100	1.00			✓	*	*	*

**ADDITIONAL MODEL NO. >>**

# RP328

## BOOKSHELF 3-PHASE **DELTA** SINGLE STAGE POWER LINE FILTER

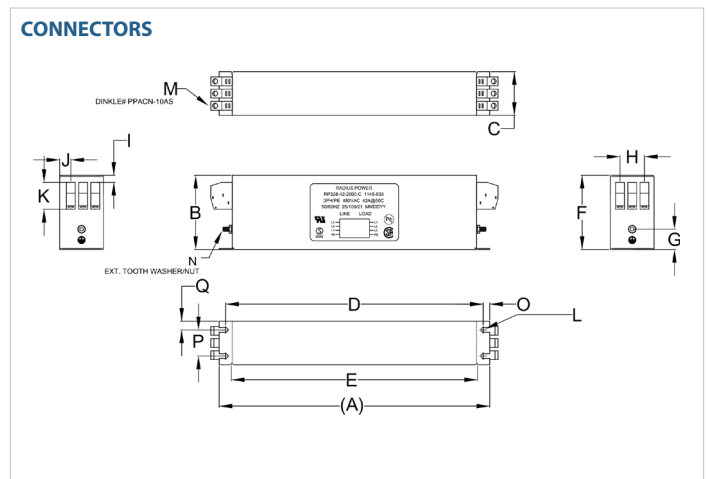
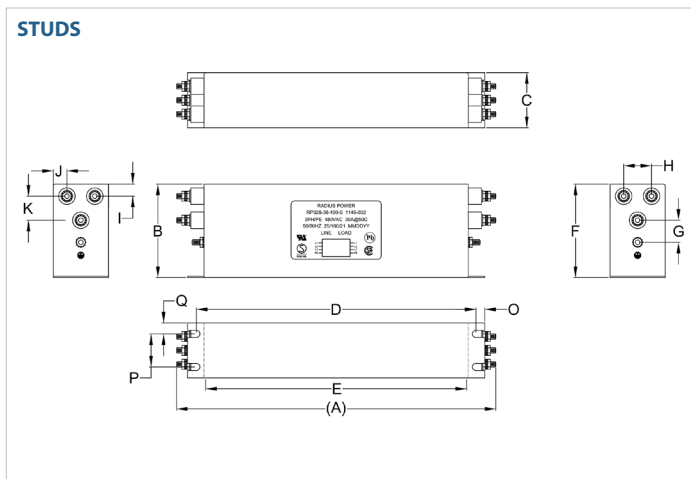
MODEL NO.	RATED CURRENT, A @ 40° C	Y-CAP, nF	LEAKAGE CURRENT mA, @ 480V AC/60 Hz	TERMINAL OPTIONS			MAX. DIMENSIONS" (MM)		
				(W) INPUT/ OUTPUT	(S) INPUT/ OUTPUT	(C) INPUT/ OUTPUT	WIDTH	(LENGTH)	HEIGHT
RP328-130-100-S	130	100	1.00		✓		5.91"(150)	10.63"(270)	3.54"(90)
RP328-130-100-W	130	100	1.00	✓			*	*	*
RP328-130-1000-C	130	1000	10.00			✓	*	*	*
RP328-130-1000-S	130	1000	10.00		✓		5.91"(150)	10.63"(270)	3.54"(90)
RP328-130-1000-W	130	1000	10.00	✓			*	*	*
RP328-130-2000-C	130	2000	20.00			✓	*	*	*
RP328-130-2000-S	130	2000	20.00		✓		5.91"(150)	10.63"(270)	3.54"(90)
RP328-130-2000-W	130	2000	20.00	✓			*	*	*
RP328-180-0-C	180	0	-			✓	*	*	*
RP328-180-0-S	180	0	-		✓		6.70"(170)	16.79"(427)	4.70"(119)
RP328-180-0-W	180	0	-	✓			*	*	*
RP328-180-10-C	180	10	0.10			✓	*	*	*
RP328-180-10-S	180	10	0.10		✓		6.70"(170)	16.79"(427)	4.70"(119)
RP328-180-10-W	180	10	0.10	✓			*	*	*
RP328-180-100-C	180	100	1.00			✓	*	*	*
RP328-180-100-S	180	100	1.00		✓		6.70"(170)	16.79"(427)	4.70"(119)
RP328-180-100-W	180	100	1.00	✓			*	*	*
RP328-180-1000-C	180	1000	10.00			✓	*	*	*
RP328-180-1000-S	180	1000	10.00		✓		6.70"(170)	16.79"(427)	4.70"(119)
RP328-180-1000-W	180	1000	10.00	✓			*	*	*
RP328-180-2000-C	180	2000	20.00			✓	*	*	*
RP328-180-2000-S	180	2000	20.00		✓		6.70"(170)	16.79"(427)	4.70"(119)
RP328-180-2000-W	180	2000	20.00	✓			*	*	*

\*Contact factory for dimensions.

# RP328

## BOOKSHELF 3-PHASE **DELTA** SINGLE STAGE POWER LINE FILTER

### RP328 MECHANICAL OUTLINES (MM)



SERIES	(A)	B	C	D	E	F	G	H	I	J	K	L	M	N	O	P	Q
<b>STUDS (7/16/30A)</b>	11.42" (290)	3.35" (85)	1.97" (50)	10.00" (254)	9.33" (237)	3.35" (85)	0.79" (20)	1.00" (25)	0.43" (11)	0.49" (12)	0.86" (22)	N/A	N/A	N/A	0.31" (8)	1.18" (30)	0.39" (10)
<b>CONNECT. (30A)</b>	10.31" (262)	3.35" (85)	1.97" (50)	9.72" (247)	9.48" (241)	3.35" (85)	1.83" (47)	1.14" (29)	1.11" (28)	0.97" (25)	2.76" (70)	STUD, GND, M5, 2x	WECO 327-FU- HDS/03 WS	R3.25, 4x	0.30" (8)	1.18" (30)	0.39" (10)
<b>STUDS (42A)</b>	12.20" (310)	3.35" (85)	1.97" (50)	11.61" (295)	11.10" (282)	3.35" (85)	0.96" (25)	1.15" (29)	0.47" (12)	0.41" (10)	1.00" (25)	Ø0.21"x10.2,4x Ø, 5.4x10.2, 4x	STUD, M5, 6x	STUD, GND, M5, 2x	0.30" (8)	1.18" (30)	N/A
<b>CONNECT. (42A)</b>	12.20" (310)	3.35" (85)	1.97" (50)	11.61" (295)	11.10" (282)	3.35" (85)	0.92" (23)	1.10" (28)	0.31" (8)	0.50" (13)	1.22" (31)	Ø0.21"x7.6,4x Ø, 5.4x7.6, 4x	CONNECTOR, 6x	STUD, GND, M5, 2x	0.30" (8)	1.18" (30)	0.39" (10)
<b>STUDS (55/75A)</b>	9.84" (250)	3.54" (90)	3.35" (85)	9.25" (235)	8.66" (220)	3.54" (90)	1.74" (44)	1.77" (45)	0.59" (15)	0.79" (20)	1.22" (31)	Ø 0.42"x6.5,4x Ø, 10.8x6.5, 4x	CONNECTOR, 8x	N/A	0.30" (8)	2.40" (61)	0.48" (12)
<b>STUDS (100/130A)</b>	10.63" (270)	5.91" (150)	3.54" (90)	10.04" (255)	9.53" (242)	5.91" (150)	1.31" (33)	1.57" (40)	0.74" (19)	0.98" (25)	1.37" (35)	N/A	M6 STUD, 8x	N/A	0.29" (7)	2.56" (65)	N/A
<b>STUDS (180A)</b>	16.79" (427)	6.70" (170)	4.70" (119)	14.39" (366)	14.98" (381)	6.70" (170)	1.35" (34)	2.73" (69)	0.98" (25)	0.98" (25)	2.36" (60)	Ø 0.42"x6.5,4x Ø, 10.8x6.5, 4x	STUD, M10, 6x	STUD, GND, M10, 2x	0.30" (8)	N/A	N/A

TYPICAL TOLERANCE: +/-0.02" (0.50MM)

# RP328

## BOOKSHELF 3-PHASE **DELTA** SINGLE STAGE POWER LINE FILTER

### TYPICAL INSERTION LOSS, dB (50/50 Ohm)

Amps	Freq (MHz)	0.15	0.5	1.0	10	30
7	CM (dB)	65	70	70	50	30
	DM (dB)	55	70	70	60	40
16	CM (dB)	65	70	70	50	30
	DM (dB)	55	70	70	60	40
30	CM (dB)	65	70	70	45	25
	DM (dB)	55	70	70	60	40
42	CM (dB)	65	70	70	40	20
	DM (dB)	55	65	60	50	50
55	CM (dB)	65	70	70	40	20
	DM (dB)	55	65	60	50	50
75	CM (dB)	65	70	70	40	20
	DM (dB)	55	70	60	55	30
100	CM (dB)	65	70	70	40	20
	DM (dB)	55	70	60	55	30
130	CM (dB)	58	70	65	40	22
	DM (dB)	55	60	55	40	42
180	CM (dB)	55	70	70	40	20
	DM (dB)	50	65	50	40	40

# Mouser Electronics

Authorized Distributor

Click to View Pricing, Inventory, Delivery & Lifecycle Information:

## [Astrodyne TDI:](#)

[RP328-55-2000-S](#) [RP328-75-2000-S](#) [RP328-16-2000-S](#) [RP328-180-2000-S](#) [RP328-100-2000-S](#) [RP328-30-2000-S](#)  
[RP328-130-2000-S](#) [RP328-7-2000-S](#) [RP328-42-2000-S](#) [RP328-16-100-S](#) [RP328-130-33-S](#) [RP328-30-100-S](#)