



Micro Commercial Components



Micro Commercial Components
20736 Marilla Street Chatsworth
CA 91311

Phone: (818) 701-4933

Fax: (818) 701-4939

MBRB2020CT THRU MBRB20100CT

20 Amp Schottky Barrier Rectifier 20 to 100 Volts

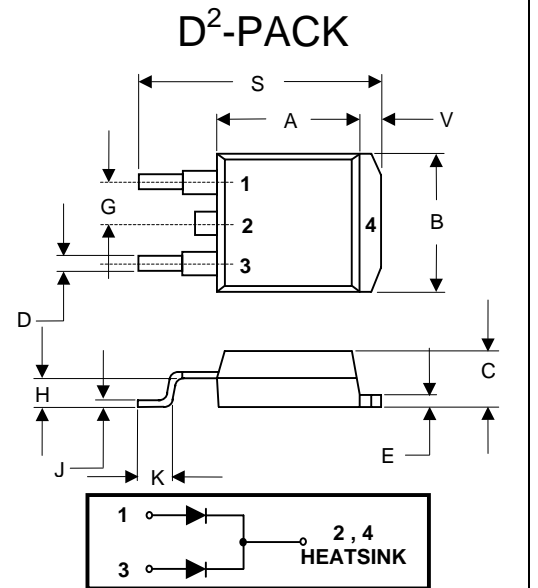
Features

- Guard ring for transient protection
- Low Forward Voltage Drop
- Halogen free available upon request by adding suffix "-HF"
- Epoxy meets UL 94 V-0 flammability rating
- Moisture Sensitivity Level 1
- Marking : type number
- Lead Free Finish/RoHS Compliant(Note 1) ("P" Suffix designates RoHS Compliant. See ordering information)

Maximum Ratings

- Operating Temperature: -55°C to +150°C
- Storage Temperature: -55°C to +150°C
- Maximum Thermal Resistance: 2.0°C/W Junction to Case

MCC Number	Maximum Recurrent Peak Reverse Voltage	Maximum RMS Voltage	Maximum DC Blocking Voltage
MBRB2020CT	20V	14V	20V
MBRB2030CT	30V	21V	30V
MBRB2035CT	35V	24.5V	35V
MBRB2040CT	40V	28V	40V
MBRB2045CT	45V	31.5V	45V
MBRB2060CT	60V	42V	60V
MBRB2080CT	80V	56V	80V
MBRB20100CT	100V	70V	100V

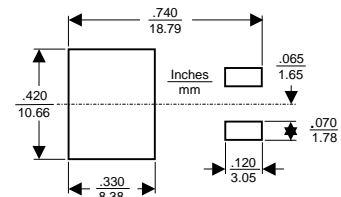


Electrical Characteristics @ 25°C Unless Otherwise Specified

Parameter	Symbol	Value	Conditions
Average Forward Current	$I_{F(AV)}$	20 A	$T_A = 125^\circ\text{C}$
Peak Forward Surge Current	I_{FSM}	150A	8.3ms, half sine
Maximum Instantaneous Forward Voltage	V_F	.84V .80V .85V	$I_{FM} = 20\text{A};$ $I_{FM} = 10\text{A}$ $T_A = 25^\circ\text{C}$
Maximum DC Reverse Current At Rated DC Blocking Voltage	I_R	0.1mA 0.15mA	$T_A = 25^\circ\text{C}$

DIM	DIMENSIONS				NOTE
	INCHES		MM		
A	.320	.359	8.13	9.14	
B	.380	.411	9.65	10.45	
C	.160	.190	4.06	4.83	
D	.020	.035	0.51	0.89	
E	.045	.055	1.14	1.40	
G	.095	.105	2.41	2.67	
H	.096	.120	2.43	3.03	
J	.014	.021	0.35	0.53	
K	.090	.110	2.29	2.79	
S	.575	.625	14.60	15.80	
V	.045	.055	1.14	1.40	

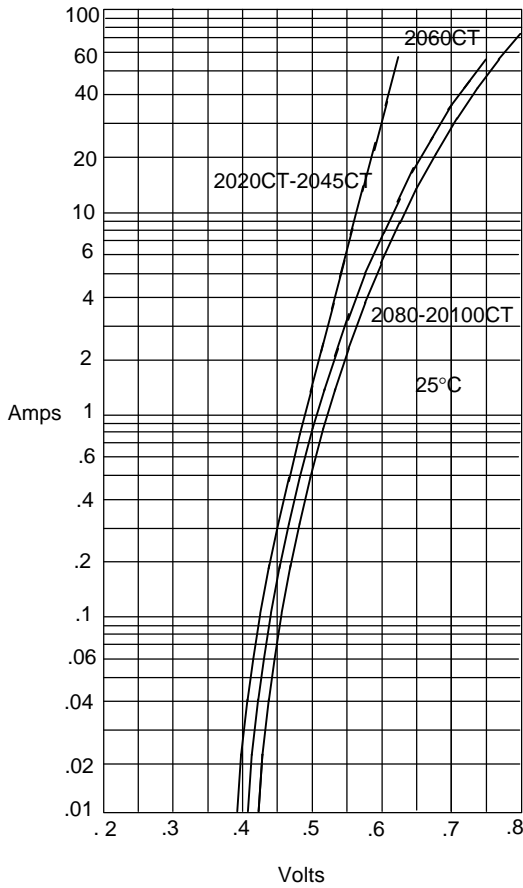
SUGGESTED SOLDER PAD LAYOUT



Notes: 1. High Temperature Solder Exemption Applied, see EU Directive Annex 7.

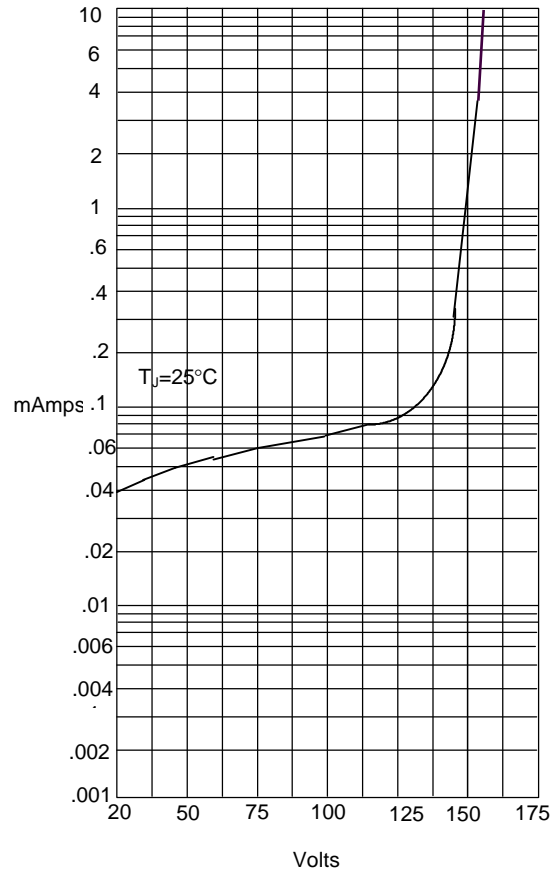
MBRB2020CT thru MBRB20100CT

Figure 1
Typical Forward Characteristics



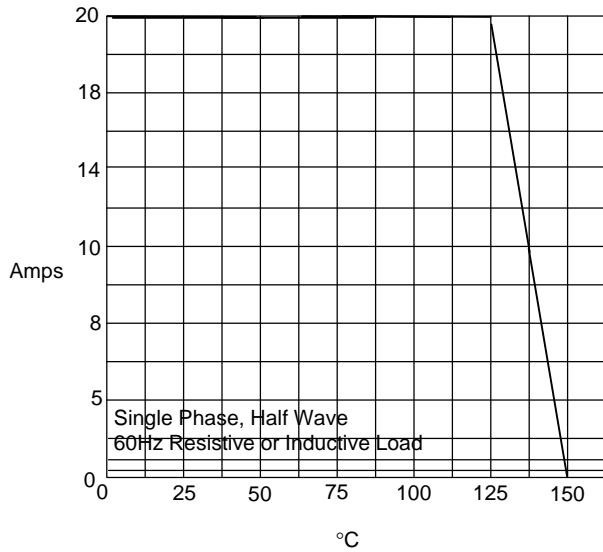
Instantaneous Forward Current - Amperes versus
Instantaneous Forward Voltage - Volts

Figure 2
Typical Reverse Characteristics



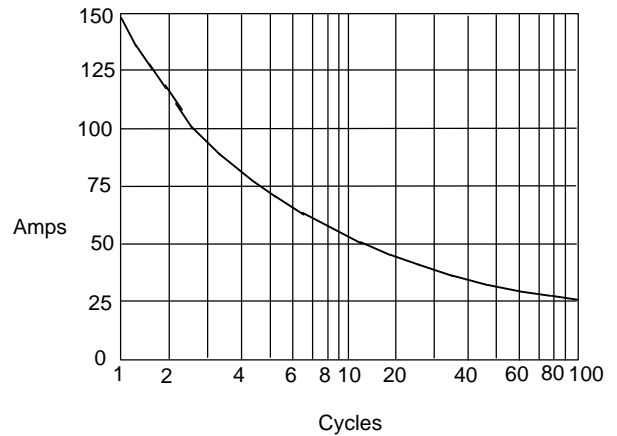
Instantaneous Reverse Leakage Current - MicroAmperes versus
Percent Of Rated Peak Reverse Voltage - Volts

Figure 3
Forward Derating Curve



Average Forward Rectified Current - Amperes versus
Ambient Temperature - °C

Figure 4
Peak Forward Surge Current



Peak Forward Surge Current - Amperes versus
Number Of Cycles At 60Hz - Cycles



Micro Commercial Components

Ordering Information :

Device	Packing
Part Number-TP	Tape&Reel: 800pcs/Reel
Part Number-BP	Tube: 1Kpcs/Box

Note : Adding "-HF" suffix for halogen free, eg. Part Number-TP-HF

IMPORTANT NOTICE

Micro Commercial Components Corp. reserves the right to make changes without further notice to any product herein to make corrections, modifications , enhancements , improvements , or other changes . **Micro Commercial Components Corp .** does not assume any liability arising out of the application or use of any product described herein; neither does it convey any license under its patent rights ,nor the rights of others . The user of products in such applications shall assume all risks of such use and will agree to hold **Micro Commercial Components Corp .** and all the companies whose products are represented on our website, harmless against all damages.

LIFE SUPPORT

MCC's products are not authorized for use as critical components in life support devices or systems without the express written approval of Micro Commercial Components Corporation.

CUSTOMER AWARENESS

Counterfeiting of semiconductor parts is a growing problem in the industry. Micro Commercial Components (MCC) is taking strong measures to protect ourselves and our customers from the proliferation of counterfeit parts. MCC strongly encourages customers to purchase MCC parts either directly from MCC or from Authorized MCC Distributors who are listed by country on our web page cited below. Products customers buy either from MCC directly or from Authorized MCC Distributors are genuine parts, have full traceability, meet MCC's quality standards for handling and storage. **MCC will not provide any warranty coverage or other assistance for parts bought from Unauthorized Sources.** MCC is committed to combat this global problem and encourage our customers to do their part in stopping this practice by buying direct or from authorized distributors.

Mouser Electronics

Authorized Distributor

Click to View Pricing, Inventory, Delivery & Lifecycle Information:

[Micro Commercial Components \(MCC\):](#)

[MBRB20100CT-TP](#)