




Connectors > Modular Jacks & Plugs > RJ25 Connectors



Port Configuration: **Single Port**

Port Matrix Configuration: **1 x 1**

Connector Profile: **Low**

Modular Jacks & Plugs Products: **RJ Type Jacks & Plugs**

Connector Contact Density: **Standard**

Features

Product Type Features

Connectors & Connector Components Type	Connector
Modular Jack & Plug Interface Type	RJ25
Modular Jacks & Plugs Products	RJ Type Jacks & Plugs
Modular Connector Style	Jack
Connector System	Cable-to-Board
Grounding Options	None
Connector & Contact Terminates To	Printed Circuit Board

Configuration Features

Status Indicator	None
Port Configuration	Single Port
Port Matrix Configuration	1 x 1
Connector Contact Density	Standard
PCB Mount Orientation	Right Angle
Number of Positions	6
Keyed	No

Body Features

Connector Profile	Low
Modular Jack Latch Orientation	Standard - Latch Down

Contact Features

Connector Product Type	Connector Assembly
Contact Underplating Material	Nickel
Contact Base Material	Phosphor Bronze
Contact Mating Area Plating Material	Gold Flash over Palladium Nickel
Contact Current Rating (Max)	1.5 A
PCB Contact Termination Area Plating Material	Tin

Termination Features

Termination Method to Printed Circuit Board	Through Hole - Solder
---	-----------------------

Mechanical Attachment

Connector Mounting Type	Board Mount
Panel Mount Feature	Without

Housing Features

Mating Entry Location	Side
Housing Color	Black
Housing Material	PBT
Centerline (Pitch)	1.27 mm[.05 in]

Dimensions

Connector Height	11.5 mm[.453 in]
PCB Tail Length	3.2 mm[.126 in]
PCB Thickness (Recommended)	1.6 mm[.062 in]

Usage Conditions

Operating Temperature Range	-40 – 70 °C[-40 – 158 °F]
-----------------------------	---------------------------

Operation/Application

Shielded	No
Circuit Application	Signal

Industry Standards

Performance Category	Cat 3
UL Flammability Rating	UL 94V-0



Packaging Features

Packaging Method	Tape Mounted on Reel
Packaging Quantity	800

Other

Comment	On any modular jack, Terminal No. 1 is the terminal to the extreme left as you face the jack opening, tab notch down.
---------	---

Product Compliance

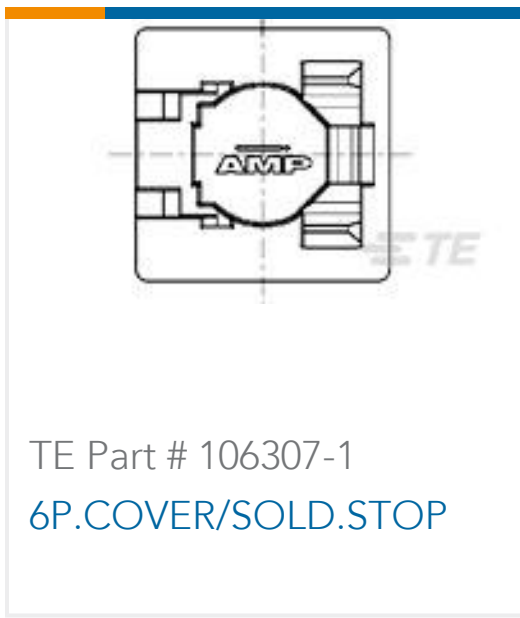
[For compliance documentation, visit the product page on TE.com>](#)

EU RoHS Directive 2011/65/EU	Compliant
EU ELV Directive 2000/53/EC	Compliant
China RoHS 2 Directive MIIT Order No 32, 2016	No Restricted Materials Above Threshold
EU REACH Regulation (EC) No. 1907/2006	Current ECHA Candidate List: JAN 2019 (197) Candidate List Declared Against: JUN 2018 (191)
Halogen Content	Not Low Halogen - contains Br or Cl > 900 ppm.
Solder Process Capability	Wave solder capable to 265°C


Product Compliance Disclaimer

This information is provided based on reasonable inquiry of our suppliers and represents our current actual knowledge based on the information they provided. This information is subject to change. The part numbers that TE has identified as EU RoHS compliant have a maximum concentration of 0.1% by weight in homogenous materials for lead, hexavalent chromium, mercury, PBB, PBDE, DBP, BBP, DEHP, DIBP, and 0.01% for cadmium, or qualify for an exemption to these limits as defined in the Annexes of Directive 2011/65/EU (RoHS2). Finished electrical and electronic equipment products will be CE marked as required by Directive 2011/65/EU. Components may not be CE marked. Additionally, the part numbers that TE has identified as EU ELV compliant have a maximum concentration of 0.1% by weight in homogenous materials for lead, hexavalent chromium, and mercury, and 0.01% for cadmium, or qualify for an exemption to these limits as defined in the Annexes of Directive 2000/53/EC (ELV). Regarding the REACH Regulations, TE's information on SVHC in articles for this part number is still based on the European Chemical Agency (ECHA) 'Guidance on requirements for substances in articles' (Version: 2, April 2011), applying the 0.1% weight on weight concentration threshold at the finished product level. TE is aware of the European Court of Justice ruling of September 10th, 2015 also known as O5A (Once An Article Always An Article) stating that, in case of 'complex object', the threshold for a SVHC must be applied to both the product as a whole and simultaneously to each of the articles forming part of its composition. TE has evaluated this ruling based on the new ECHA "Guidance on requirements for substances in articles" (June 2017, version 4.0) and will be updating its statements accordingly.

Compatible Parts



Also in the Series | Alcoswitch SE



Customers Also Bought





Documents

Product Drawings

[6/6 PCB MOD.JACK SE](#)

English

CAD Files

Customer View Model

[ENG_CVM_CVM_215876-1_L.2d_dxf.zip](#)

English

3D PDF

3D

Customer View Model

[ENG_CVM_CVM_215876-1_L.3d_igs.zip](#)

English

Customer View Model

[ENG_CVM_CVM_215876-1_L.3d_stp.zip](#)

English

Datasheets & Catalog Pages

[82066 - Modular Jacks and MRJ21 Product catalog - Single Port Modular Jacks section](#)

English

[1-1773464-9_MODULAR_JACKS_SINGLE_PORT_PCB_MOUNT](#)

English

Product Environmental Compliance

[TE Material Declaration](#)

English