

# Safe and ergonomic EMC/EMI filter with very low leakage current



- Light weight plastic enclosure design
- Very low filter leakage current
- Hinged safety covers
- Embedded filter terminals
- Different performance levels
- Environmental friendly design without potting compound



### Performance indicators

Attenuation performance



Rated current [A]



### Approvals & Compliances



### Features and Benefits

- A plastic housing and a metal ground plate are cleverly combined to get the lowest possible product weight without compromising EMC behaviour
- The embedded terminals from Schaffner guarantee user-friendly handling and reliable, long-lasting electrical connection
- Captive hinged protective covers contribute to overall safety by offering protection against unintended contact with live conductors. They are included in the standard scope of delivery without any extra cost
- Very low leakage current values make the filters suitable for grids with very tough requirements or sensitive GFCIs, and for applications which set value on safety and reliability
- FN2450 feature an ecologically conscious construction without the use of potting compound or banned substances (RoHS). Used raw materials can be easily separated at the end of the product life time for proper and environmentally safe disposal

## Technical Specifications

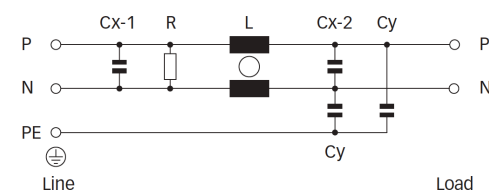
<b>Maximum continuous operating voltage</b>	250 VAC, 50/60 Hz
<b>Rated currents</b>	6 to 20 A @ 55°C
<b>Operating frequency</b>	DC to 400 Hz
<b>High potential test voltage</b>	P/N -> E 2500 VAC for 60 sec * (FN2450G & FN2450F) P/N -> E 4000 VAC for 60 sec * (FN2450B) P -> N 1100 VDC for 2 sec *
<b>Temperature range (operation and storage)</b>	-25°C to +100°C (25/100/21)
<b>Flammability corresponding to</b>	UL 94 V-0 (safety covers UL 94V-1)
<b>Design corresponding to</b>	UL 1283, CSA 22.2 No. 8 1986, IEC/EN 60939, EN 60601-1

\* Type testing only

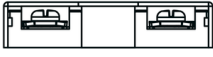
### Typical Applications

- Electrical and electronic equipment
- Test and measurement devices
- Medical devices & Industrial automation
- Small machines
- Office automation equipment

### Typical electrical schematic



### Filter Selection Table

Filter*	Rated current @ 55°C (40°C)	Leakage current** @ 250 VAC /50 Hz (@ 120 VAC /60 Hz)	Inductance L	Capacitance		Resistance R	Input/Output connections	Weight
				Cx	Cy			
	[A]	[mA]	[mH]	[uF]	[nF]	[MΩ]		[g]
<b>FN2450G-6-61</b>	6 (6.8)	0.66 (0.38)	10.5	0.47	4.7	1	-61	210
<b>FN2450G-10-61</b>	10 (11.4)	0.66 (0.38)	4.9	0.47	4.7	1	-61	210
<b>FN2450G-16-61</b>	16 (18.2)	0.66 (0.38)	1.84	0.47	4.7	1	-61	210
<b>FN2450G-20-61</b>	20 (22.8)	0.66 (0.38)	0.94	0.47	4.7	1	-61	210
<b>FN2450F-6-61</b>	6 (6.8)	0.47 (0.27)	10.5	0.47	3.3	1	-61	210
<b>FN2450F-10-61</b>	10 (11.4)	0.47 (0.27)	4.9	0.47	3.3	1	-61	210
<b>FN2450F-16-61</b>	16 (18.2)	0.47 (0.27)	1.84	0.47	3.3	1	-61	210
<b>FN2450F-20-61</b>	20 (22.8)	0.47 (0.27)	0.94	0.47	3.3	1	-61	210
<b>FN2450B-6-61</b>	6 (6.8)	0.00	10.5	0.47		1	-61	210
<b>FN2450B-10-61</b>	10 (11.4)	0.00	4.9	0.47		1	-61	210
<b>FN2450B-16-61</b>	16 (18.2)	0.00	1.84	0.47		1	-61	210
<b>FN2450B-20-61</b>	20 (22.8)	0.00	0.94	0.47		1	-61	210

\* The letter following FN2450 represents the value of the Y-capacitor and is directly related to the performance and leakage current of the filter. Other Y-capacitor values are available upon request.

\*\* Maximum leakage current under normal operating conditions (acc. to IEC60939-3). Note: if the neutral line is interrupted, worst case leakage could reach twice this level.

### Typical Filter Attenuation

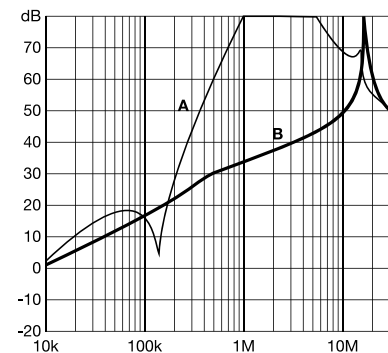
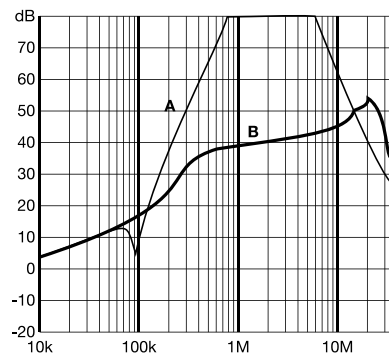
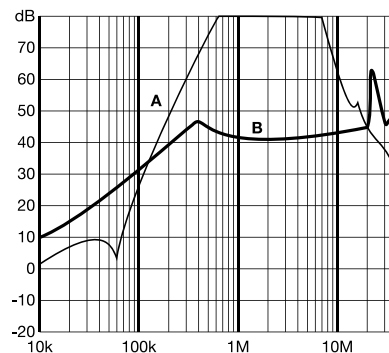
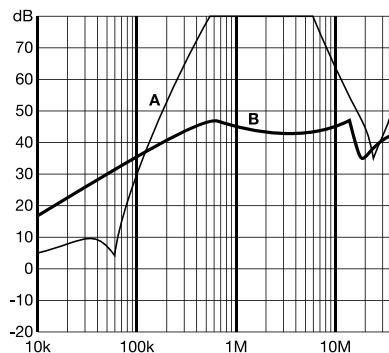
Per CISPR 17; A=50 Ω/50 Ω sym; B=50 Ω/50 Ω asym

6 A types

10 A types

16 A types

20 A types



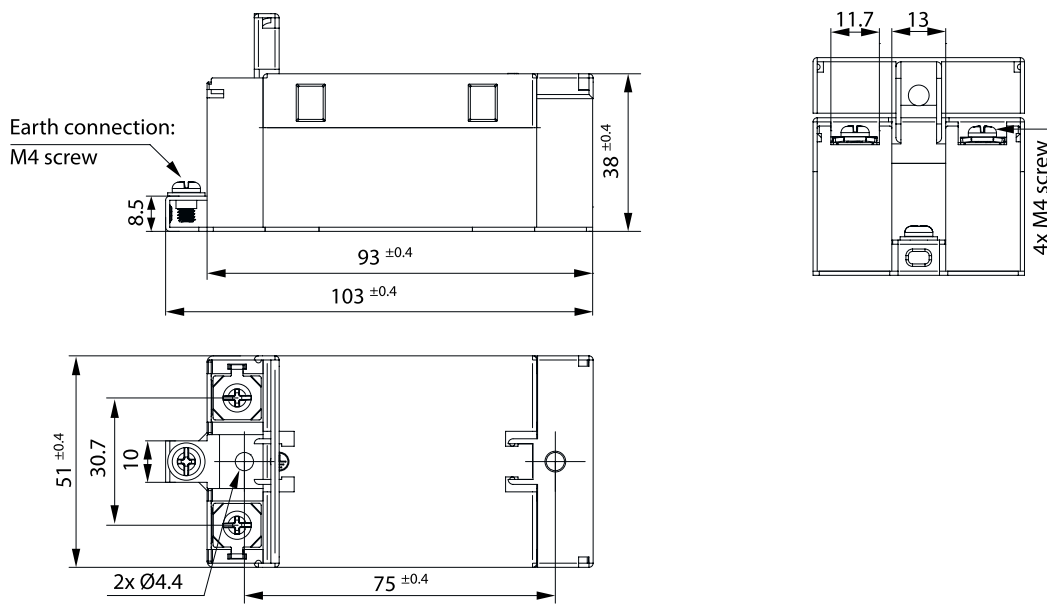


FN 2450 are delivered with closed plastic covers and fastened terminals. To install the filter please proceed as follows:

- Mount the filter on a metal surface with two appropriate bolts
- First connect the green/yellow wire to the earth stud of the filter
- Gently lift the two hinged plastic covers. n Untighten the terminals with an appropriately sized screw driver
- Connect phase and neutral wires with cable lugs by pushing down and tightening the bolts
- Please note the torque recommendation on the next page
- Push the safety covers back into their locked position to finish the filter installaton

### Mechanical Data

FN2450



### Filter Input/Output Connector Cross Sections

	-61 (6 A)	-61 (10 A)	-61 (16 A)	-61 (20 A)
<b>Flex wire</b>	1.3 - 2.5 mm <sup>2</sup>	1.3 - 2.5 mm <sup>2</sup>	4 - 6 mm <sup>2</sup>	4 - 6mm <sup>2</sup>
<b>AWG type wire</b>	AWG 13 - AWG 16	AWG 13 - AWG 16	AWG 12 - AWG 10	AWG 12 - AWG 10
<b>Ring/fork lug (W/d)*</b>	max. 11 mm/min. Ø 4.3 mm	max. 11 mm/min. Ø 4.3 mm	max. 11 mm/min. Ø 4.3 mm	max. 11 mm/min. Ø4.3mm
<b>Recommended torque</b>	0.8-1 Nm	0.8-1 Nm	0.8-1 Nm	0.8 - 1Nm

\* Schaffner recommends the use of insulated and UL-recognized ring lugs or fork lugs of the appropriate size.

Please visit [www.schaffner.com](http://www.schaffner.com) to find more details on filter connectors.

## Headquarters, Global Innovation and Development

### Switzerland

#### Schaffner Group

Industrie Nord  
Nordstrasse 11e  
4542  
Luterbach  
+41 32 681 66 26  
[info@schaffner.com](mailto:info@schaffner.com)

## Sales and Application Centers

### Finland

#### Schaffner Oy

Sauvonrinne 19 H  
8500  
Lohja  
+358 50 468 7284  
[finlandsales@schaffner.com](mailto:finlandsales@schaffner.com)

### France

#### Schaffner EMC S.A.S.

16-20 Rue Louis Rameau  
95875  
Bezons  
+33 1 34 34 30 60  
[francesales@schaffner.com](mailto:francesales@schaffner.com)

### Germany

#### Schaffner Deutschland GmbH

Schoemperlenstrasse 12B  
76185  
Karlsruhe  
+49 721 56910  
[germanysales@schaffner.com](mailto:germanysales@schaffner.com)

### India

#### Schaffner India Pvt. Ltd

Regus World Trade Centre  
WTC 22nd Floor Unit No 2238 Brigade  
Gateway Campus 26/1 Dr. Rajkumar Road  
Malleshwaram (W)  
560055  
Bangalore  
+91 8067935355  
[indiasales@schaffner.com](mailto:indiasales@schaffner.com)

### United Kingdom

#### Schaffner Ltd.

Suite 1 Oakmede Place  
Terrace Road  
RG42 4JF  
Binfield  
+44 118 9770070  
[uksales@schaffner.com](mailto:uksales@schaffner.com)

### Singapore

#### Schaffner EMC Pte Ltd.

Blk 3015A Ubi Road 1 #05-09 Kampong Ubi  
Industrial Estate  
408705  
Singapore  
+65 63773283  
[singaporesales@schaffner.com](mailto:singaporesales@schaffner.com)

### Sweden

#### Schaffner EMC AB

Östermalmstrorg 1  
114 42  
Stockholm  
+46 8 5050 2425  
[swedensales@schaffner.com](mailto:swedensales@schaffner.com)

### Switzerland

#### Schaffner EMV AG

Industrie Nord  
Nordstrasse 11e  
4542  
Luterbach  
+41 32 681 66 26  
[switzerlandsales@schaffner.com](mailto:switzerlandsales@schaffner.com)

### Taiwan

#### Schaffner EMV Ltd.

U-Town  
20 Floor-2 No 97 Section 1 XinTai 5th Road  
XiZhi District  
22175  
New Taipei City  
+886 226975500  
[taiwansales@schaffner.com](mailto:taiwansales@schaffner.com)

### Italy

#### Schaffner EMC S.r.l.

Via Ticino, 30  
20900  
Monza (MB)  
+39 039 21 41 070  
[italysales@schaffner.com](mailto:italysales@schaffner.com)

### United States

#### Schaffner EMC Inc.

52 Mayfield Avenue  
Edison, New Jersey  
+1 732 225 9533  
[usasales@schaffner.com](mailto:usasales@schaffner.com)

### Japan

#### Schaffner EMC K.K.

ISM Sangenjaya  
7F 1-32-12 Kamiyama Setagaya-ku  
154-0011  
Tokyo  
+81 3 5712 3650  
[japansales@schaffner.com](mailto:japansales@schaffner.com)

To find your local partner within  
Schaffner's global network [schaffner.com](http://schaffner.com)

© 2023 Schaffner Group

The content of this document has been carefully checked and understood. However, neither Schaffner nor its subsidiaries assume any liability whatsoever for any errors or inaccuracies of this document and the consequences thereof. Published specifications are subject to change without notice. Product suitability for any area of application must ultimately be determined by the customer. In all cases, products must never be operated outside their published specifications. Schaffner does not guarantee the availability of all published products. This disclaimer shall be governed by substantive Swiss law and resulting disputes shall be settled by the courts at the place of business of Schaffner Holding AG. Latest publications and a complete disclaimer can be downloaded from the Schaffner website. All trademarks recognized.

collect/?pid=4910754&fmt=gif<https://urldefense.proofpoint.com/v2/  
url?u=https-3A\_\_px.ads.linkedin.com\_collect\_-3Fpid-3D4910754-26fmt-3Dgif&d=DwQFaQ&c=hHgvmXSqF9D1wm\_msCAIOJGTLksQj43Qio8H7  
SRI92i0ORDBWQANNX805vfLTzn4&m=nTTCBw76qODvmWauOZ\_BHKteHoY-  
BdurDwX2lf9b1VnVroK4Czhikm9KUUnRw4xU&s=bEVHrTw7AJwwBqhvnkS5sYhQDSDhkDvtctFhJwRyeVs&e=&gt;" />

# Mouser Electronics

Authorized Distributor

Click to View Pricing, Inventory, Delivery & Lifecycle Information:

## Schaffner:

[FN2450G-6-61](#) [FN2450G-10-61](#) [FN2450G-16-61](#) [FN2450G-20-61](#) [FN2450F-6-61](#) [FN2450F-10-61](#) [FN2450F-16-61](#)  
[FN2450F-20-61](#) [FN2450B-6-61](#) [FN2450B-10-61](#) [FN2450B-16-61](#) [FN2450B-20-61](#)