


Applications	Commercial Grade
Feature	<div>No Directivity</div> <div>Wire Wound</div> <div>Ferrite Core</div>
Series Type	NLV32-PF
Status	<div> Production (Not Recommended for New Design)</div> <div>Recommended Alternate Part No. : NLV32T-R22J-EF (Interchangeability is not guaranteed.)</div>
Brand	TDK



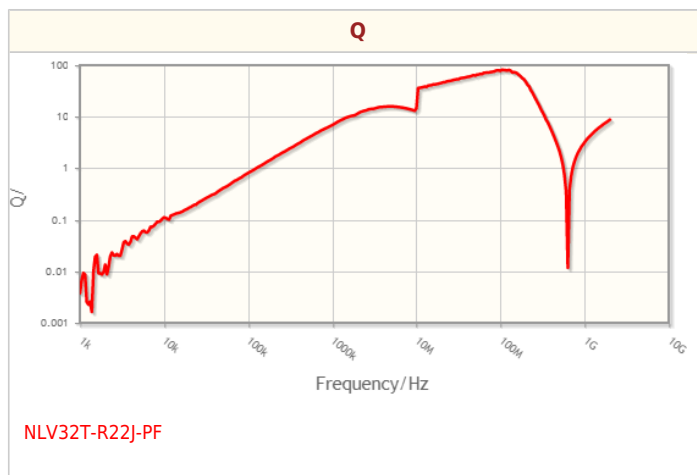
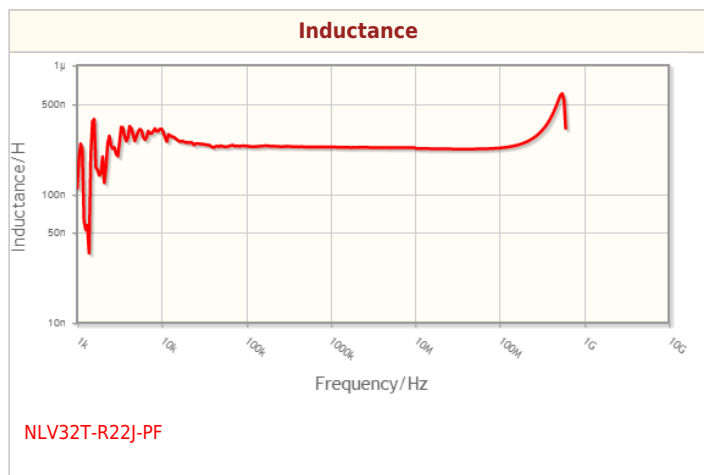
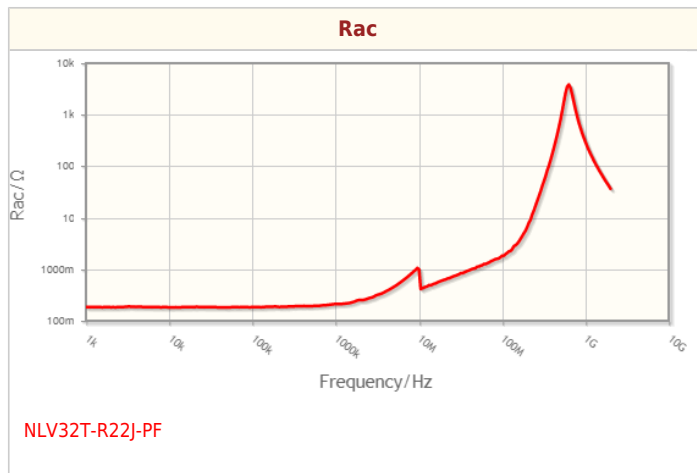
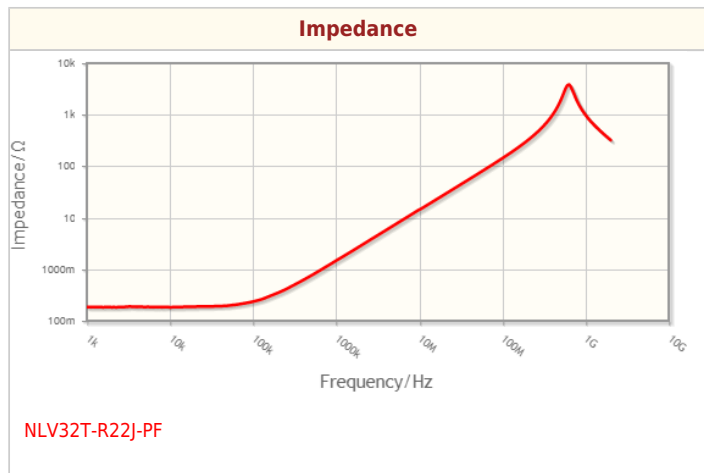
Size	
Length(L)	3.20mm ±0.20mm
Width(W)	2.50mm ±0.20mm
Thickness Height	2.20mm ±0.20mm
Recommended Land Pattern (A)	1.20mm Nom.
Recommended Land Pattern (B)	2.00mm Nom.
Recommended Land Pattern (C)	2.00mm Nom.

Electrical Characteristics	
Inductance	220nH ±5% at 25.2MHz
Rated Current	450mA
DC Resistance [Typ.]	
DC Resistance [Max.]	320mΩ
Self Resonant Frequency [Min.]	350MHz
Self Resonant Frequency [Typ.]	
Q [Min.]	30
	25200000
Q [Typ.]	

Other	
Operating Temp. Range (Including Self-Temp. Rise)	-40 to 105°C
Soldering Method	<div>Wave (Flow)</div> <div>Reflow</div> <div>Iron Soldering</div>
AEC-Q200	NO
Packing	Embossed (Plastic)Taping [180mm Reel]
Package Quantity	2000pcs
Weight	0.05g

! Images are for reference only and show exemplary products.
! This PDF document was created based on the data listed on the TDK Corporation website.
! All specifications are subject to change without notice.

Characteristic Graphs(This is reference data, and does not guarantee the products characteristics.)



Associated Images

