THIS DRAWING IS UNPUBLISHED. RELEASED FOR PUBLICATION 2003
© COPYRIGHT 2003 BY TYCO ELECTRONICS CORPORATION. ALL RIGHTS RESERVED.

LOC	DIST
A1	-

REVISIONS

P	LTR	DESCRIPTION	DATE	DWN	APVD
	A	REDRAWN PER ET00-0028-04	03DEC2003	M.G.	R.M.

SOCKET CONNECTOR / (Gehaüse)

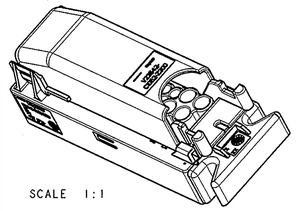

SCALE 1:1

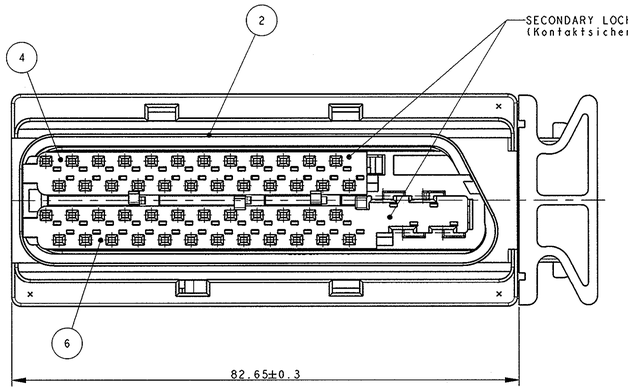

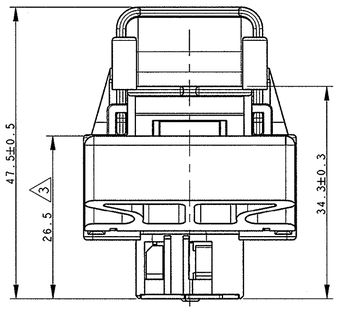

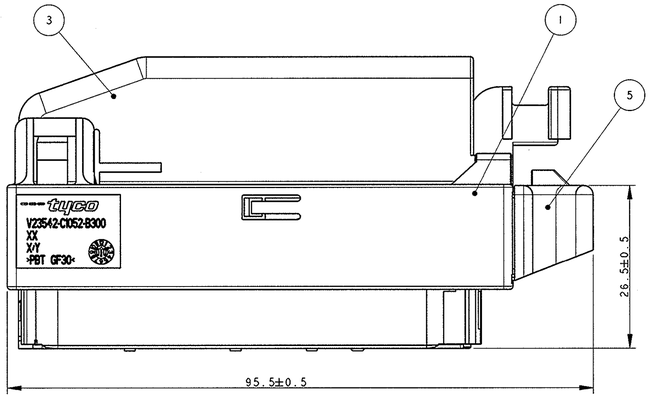

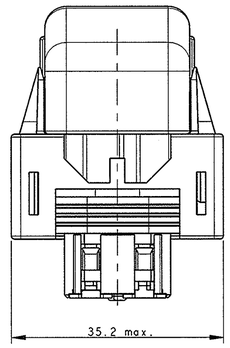

SCALE 1:1

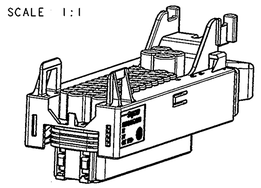

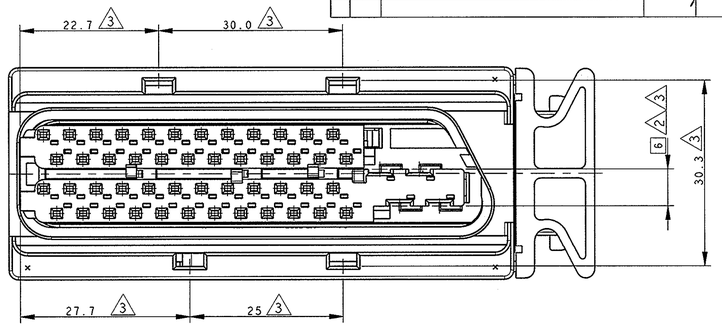

SECTION A-A
(Schnitt)

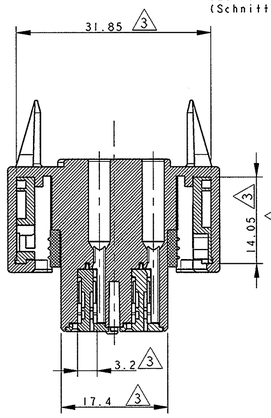

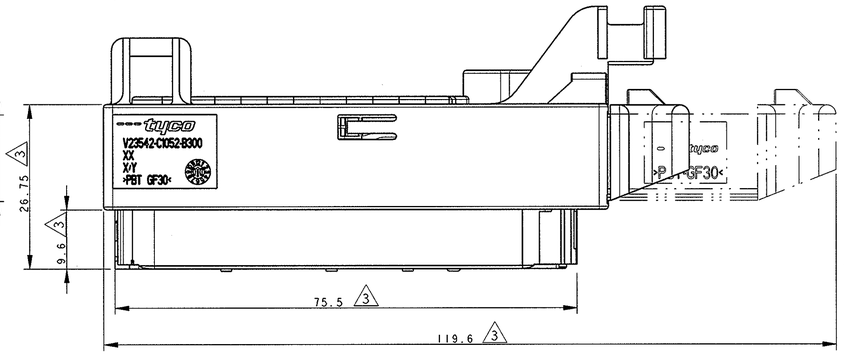

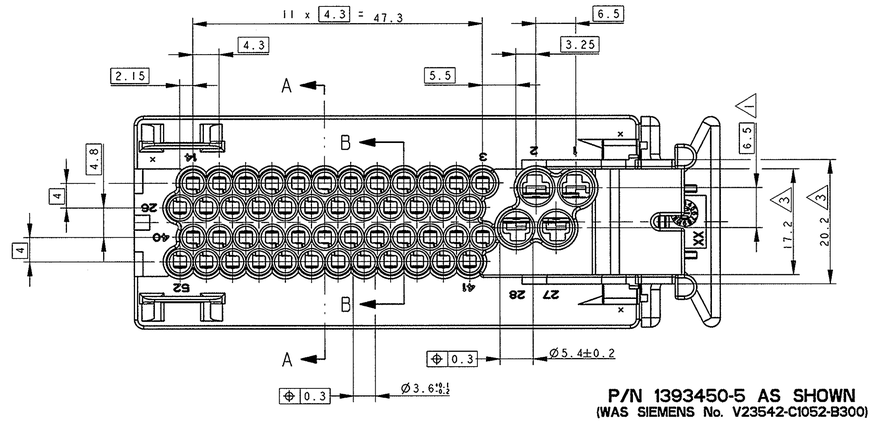

P/N 1393450-5 AS SHOWN
(WAS SIEMENS No. V23542-C1052-B300)

PARTIAL SECTION B-B : SCALE 4:1

LOCKING PART IN UNLOCKED POSITION
(Kontektsicherungsschieber in vormontier Lage)

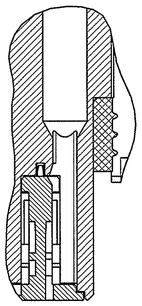

PRIMARY LOCKING
(Primar Sicherung; Geschlossen Kontakt Kammer)

LOCKING PART IN LOCKED POSITION
(Kontaktsicherungsschieber in endmontier Lage)

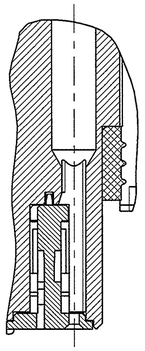

PRIMARY AND SECONDARY LOCKING
(Primar & Sekundarsicherung)

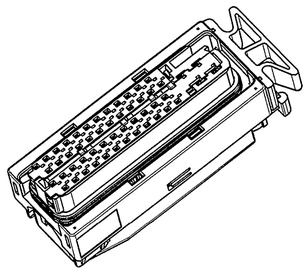

SCALE 1:1

TYCO ORDER NO. / (TYCO Bestellnummer)

- SOCKET HOUSING WITHOUT COVER **P/N 1393450-5** / (Gehause ohne Abdeckkappe)
  (was SIEMENS code V23542-C1052-B300)
- COVER **P/N 1393454-9** / (Abdeckkappe)
  (was SIEMENS code V23542-C1052-Z300)

BOTH PARTS NEED TO BE ORDERED / (Teile mussen einzeln bestellt werden)

OLD SIEMENS NR.	NEW TYCO P/N	REV.	DESCRIPTION	WEIGHT [g]
V23542-C1052-B300	1393450-5	02	SOCKET CONNECTOR WITHOUT COVER	51.8
V23542-C1052-Z300	1393454-9	01	COVER	9.3

1. ONLY IN SEAL AREA / (Nur im Einzeltuellebereich)
2. ONLY IN SLOT AREA / (Nur im steckfensterbereich)
3. NOMINAL DIMENSION, ONLY FOR INFO: NOT IN INITIAL SAMPLE REPORT / (Nominale Mass, nur zu info: kommt nicht in Erstmusterprüfbericht)
4. RECYCLED MATERIAL MAX. 25% / (Regeneratbeimischung max.25%) LIQUID COLOR ALLOWED / (Liquideinfärbung zugelassen)
5. SILICONE RUBBER / (Silikonkautschuk) RESISTANT TO OZONE AND TO HOT AIR +180°C / (Ozonbeständig, warmluftbeständig +180°C) RESISTANT TO COLD -45°C, OIL PRECENTAGE 2%+1% / (Kältebeständig -45°C, ölanteil 2%+1%)
6. USE TEST ADAPTOR FOR CONTINUING TESTING ACCORDING V23542-C1052-B300-*-7424 / (Zu verwenden prüfadaptor siehe V23542-C1052-B300-*-7424)
7. FOR LENGTH TOLERANCES REFER TO DIN 16901-130; FOR ANGLES, FORM AND POSITION TOLERANCES REFER TO DIN ISO 2768-mH / (Längen DIN 16901-130; Winkel, Form und Lage: DIN ISO 2768-mH)

MATERIAL LIST / (Materialliste)

ITEM	Q.TY	DESCRIPTION (Bezeichnung)	MATERIAL 4 (Material)	COLOR (Farbe)
1	1	SOCKET HOUSING / (Grundkörper)	PBT-GF(30±3)%	BLACK / (Schwarz)
2	1	RADIAL SEAL / (Radialdichtung)	MVQ 5	GREEN / (Grün)
3	1	COVER / (Abdeckkappe)	PBT-GF(20±2)%	BLACK / (Schwarz)
4	1	SECONDARY LOCK (I) / (Kontaktsicherung)	PBT-GF(20±2)%	NATURAL / (Natur)
5	1	SLIDE / (Kulissennutschieber)	PBT-GF(30±3)%	BLACK / (Schwarz)
6	1	SECONDARY LOCK (II) / (Kontaktsicherung)	PBT-GF(20±2)%	NATURAL / (Natur)

COVER / (Abdeckkappe)

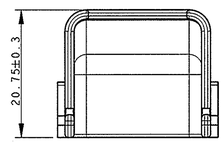

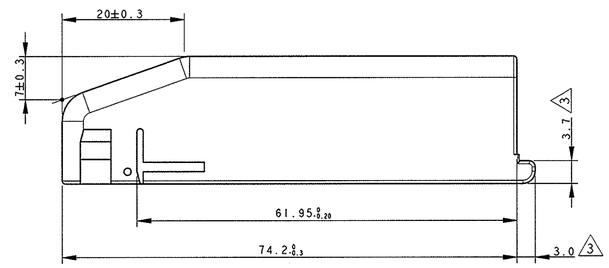

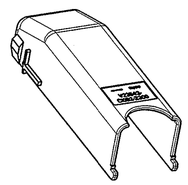

SCALE 1:1

P/N 1393454-9 AS SHOWN
(WAS SIEMENS No. V23542-C1052-Z300)

THIS DRAWING IS A CONTROLLED DOCUMENT FOR TYCO ELECTRONICS CORPORATION IT IS SUBJECT TO CHANGE AND THE CONTROLLING ENGINEERING ORGANIZATION SHOULD BE CONTACTED FOR THE LATEST REVISION.

DWN	M. GHISOLFI	10DEC2003
CHK	R. MARTINI	10DEC2003
APVD	A. GENTA	10DEC2003
PRODUCT SPEC	-	
APPLICATION SPEC	-	
WEIGHT	SEE TABLE	

DIMENSIONS: mm

TOLERANCES UNLESS OTHERWISE SPECIFIED: ISO 8015
0 PLC ±-
1 PLC ±-
2 PLC ±-
3 PLC ±-
4 PLC ±-
ANGLES ±-
7

MATERIAL: SEE TABLE
FINISH: SEE TABLE

tyco Electronics
AMP Italia S.p.A.
C.so F.lli Cervi 15 Collegno (TO)

NAME: DIMENSION DRAWING
52 POS. ENGINE CONNECTOR
(Maßbild)

SIZE	CAGE CODE	DRAWING NO	RESTRICTED TO
A1	00779	C-1393450-5	-

CUSTOMER DRAWING | SCALE 1:1 | SHEET 1 OF 1 | REV A