




Quality Products. Service Excellence.

Audio Open Frame 148 Series

PC Board Mount

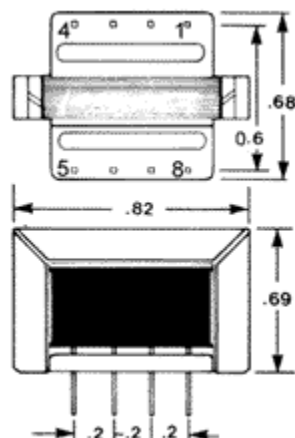


Features

- Pin type (0.25" length & 0.025" square), P.C. board mount.
- Economical, open type, horizontal bracket construction. 149 Series includes clinching lugs for extra mounting strength.
- Frequency response 200 Hz. - 15 KHz. (+/- 1 db, ref. @ 1 KHz.).
- Total distortion approximately 2% for drivers and 1% for outputs at 200 Hz., decreasing at higher frequencies.
- Insertion loss less than 1/2 db.
- Bifilar wound for balanced capacitive and resistance characteristics, on pin bobbins for standard 0.2" grid pin spacing.
- Insulation test 250V rms.
- For rugged epoxy cast type units refer to our **102, 104, 106 or 107, 108 and 109** series.
- Net weight: 0.6 oz. (148 Series) & 1.0 oz. (149 Series).

Notes:

- 1) For output transformers the current figure is for maximum unbalanced current.
- 2) D.C. resistance shown is for the total primary or secondary windings (ie...if unit contains multiple primary or secondary windings the figure shown is with the windings connected in series).
- 3) Pins are not labeled on the units, but a **dot indicates the position of pin 1**. The rest of the pins can be determined after reviewing the schematic below.



148 Series Schematics (See Table Below)

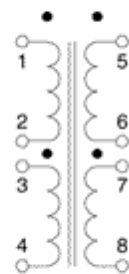


Fig. 1

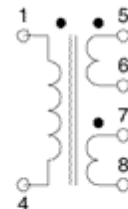


Fig. 2

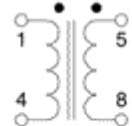


Fig. 3

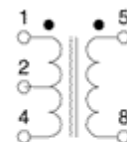


Fig. 4

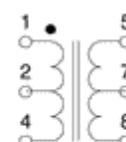


Fig. 5

Part No.	Applicaton	Nominal Impedance (Ohms)		Max. Primary D.C. current (ma.) (See Note 1)	D.C. Resistance (Ohms) +/- 15% (See Note 2)		Output (Milliwatts)	Schematic Drawing Figure
		Primary	Secondary		Primary	Secondary		
148A	Input	150/600	600/2400	1.9	45	300	300	1
148B	Input	150	400/1600	3.8	11.3	200	300	2
148C	Input	50000	250/1000	0	1760	25.4	12	2
148D	Input	200K	1000	0	1760	6.2	3	3
148E	Driver	500	125/500	18	79	60	75	2
148F	Driver	1500	125/500	11.6	220	58	75	2
148H	Driver	3000	250/1000	7.5	480	107	75	2
148K	Driver	4000	500/2000	6.5	540	230	75	2
148M	Driver	6000	500/2000	5.3	850	230	75	2
148Q	Driver	10000	500/2000	4.1	1700	238	75	2
148R	Driver	20000	250/1000	2.4	2230	123	50	2
148T	Output	500 ct	3.2	2.1	41	0.34	300	4
148V	Output	600 ct	150 ct	1.9	45	14	300	5
148X	Output	4000 ct	3.2	0.8	380	0	300	4
148Y	Output	5000 ct	500 ct	0.7	410	52	300	5

Data subject to change without notice

© 2021. Hammond Manufacturing Ltd. All rights reserved.