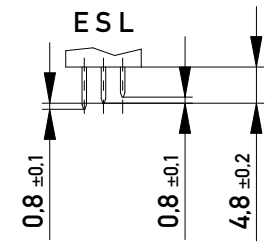
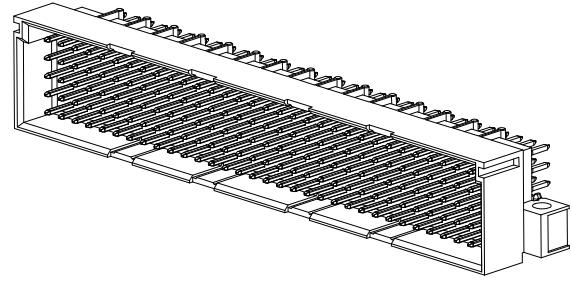
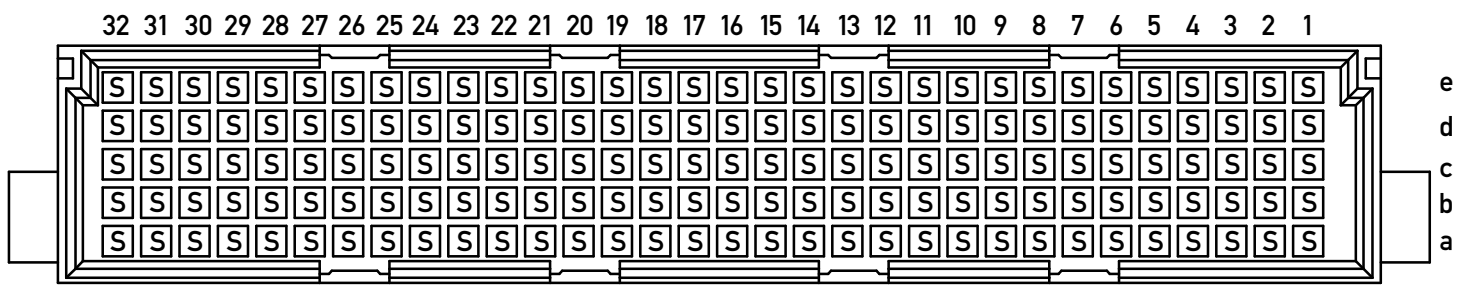


Stecklänge / mating length



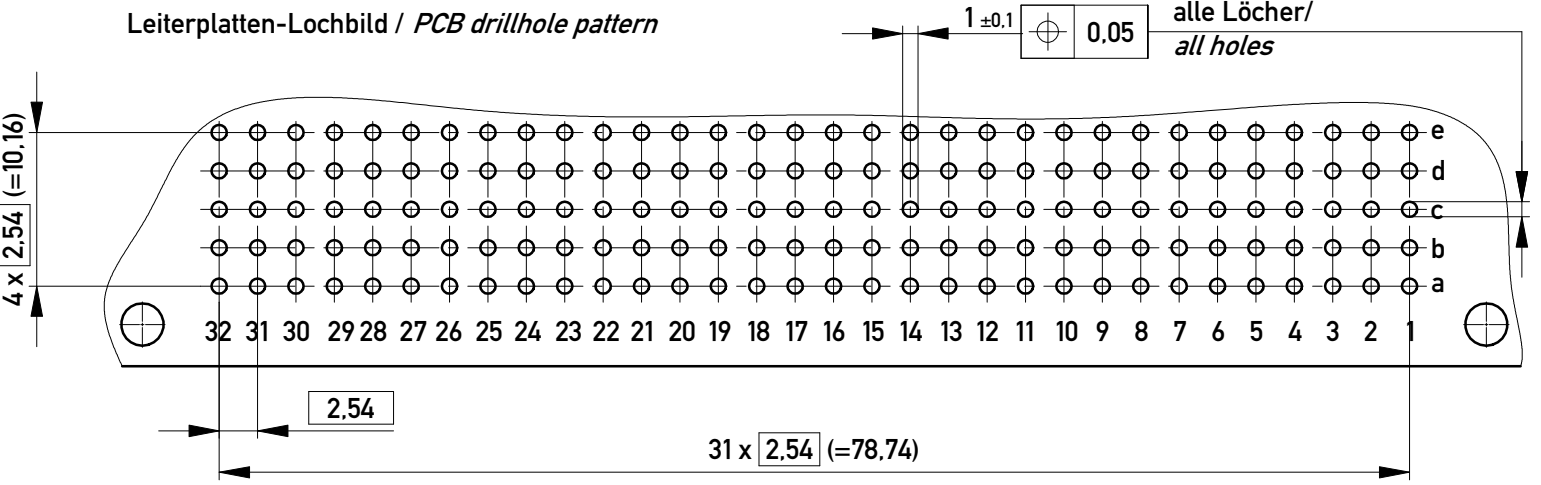
E = early mate, late break / voreilend
 S = standard
 L = late mate, early break / nacheilend

Bestückungsplan / contact layout



Gerader Lötanschluss 0,6x0,6mm / straight solder terminal 0,6x0,6mm
 Bauart 4 / type 4
 Anforderungsstufe 2 = 400 Steckzyklen / performance class 2 = 400 mating cycles
 Fehlende Maße und Angaben nach IEC 60 603-2 / DIN EN 60 603-2
 Missing information and dimensions per IEC 60 603-2 / DIN EN 60 603-2

Leiterplatten-Lochbild / PCB drillhole pattern



Information:		Tolerances	All Dimensions in mm	Scale	2:1
All rights reserved. Only for Information. To ensure that this is the latest version of this drawing, please contact one of the ERNI companies before using.		Subject to modification without prior notice. Drawing will not be updated.		Designation	Messerleiste E160 Löt Male Conn. E160 solder
Copyright by ERNI GmbH Proprietary notice pursuant to ISO 16016 to be observed.		www.ERNI.com	384294		I
d	02.05.2017				A3
Index	Date			Class	STVE

Mouser Electronics

Authorized Distributor

Click to View Pricing, Inventory, Delivery & Lifecycle Information:

[TE Connectivity:](#)

[384294](#) [384294-E](#)