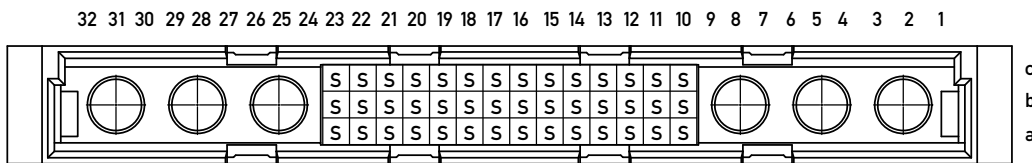
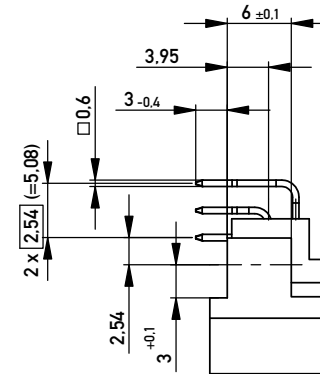
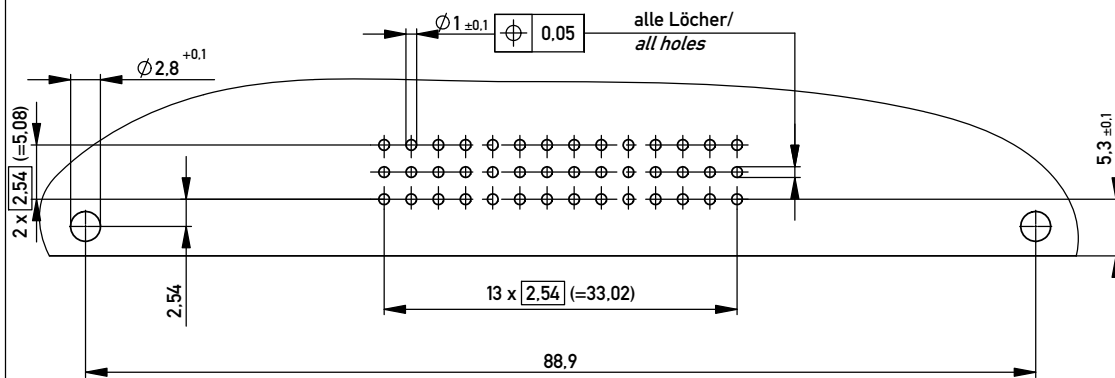


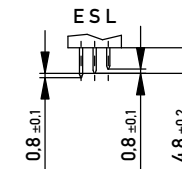
Bestückungsplan / contact layout



Leiterplatten-Lochbild / PCB drillhole pattern



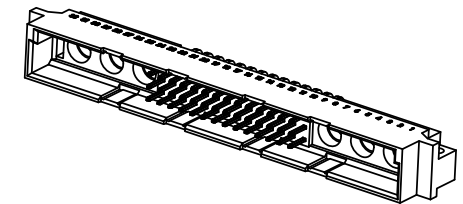
Stecklänge / mating length



E = early mate, late break / voreilend

S = standard

L = late mate, early break / nacheilend



Lötanschluss 0,6x0,6mm / solder terminal 0,6x0,6mm

Isolierwerkstoff / housing material : PBT GF 30

Bauart 4 / type 4

Anforderungsstufe 2 = 400 Steckzyklen / performance class 2 = 400 mating cycles

Fehlende Maße und Angaben nach IEC 60 603-2 / DIN EN 60 603-2

Missing information and dimensions per IEC 60 603-2 / DIN EN 60 603-2

Bedruckung siehe Zeichnung 294905

Marking see drawing 294905

Copyright by ERNI GmbH.
Proprietary notice pursuant to ISO 16016 to be observed.

Information:	Tolerances		Scale	2:1
All rights reserved. Only for Information. To ensure that this is the latest version of this drawing, please contact one of the ERNI companies before using.	Subject to modification without prior notice. Drawing will not be updated.	www.ERNI.com	Designation	Messerleiste M 42-6 Löt Male Connector 42-6 solder
Index	Date	ERNI	374162	1 A3
			Class	STVM

Mouser Electronics

Authorized Distributor

Click to View Pricing, Inventory, Delivery & Lifecycle Information:

[TE Connectivity:](#)

[374162](#) [374162-E](#)