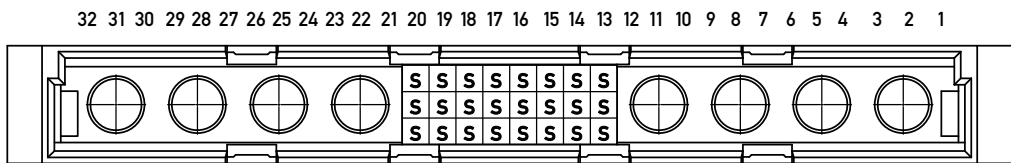
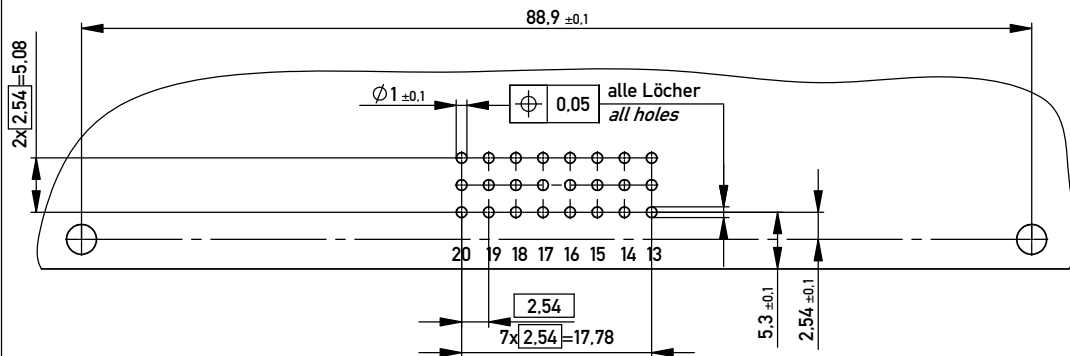


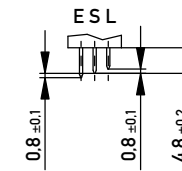
Bestückungsplan / contact layout



Leiterplatten-Lochbild / PCB drillhole pattern



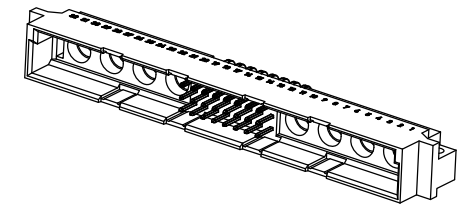
Stecklänge / mating length



E = early mate, late break / voreilend

S = standard

L = late mate, early break / nacheilend



Lötanschluss 0,6x0,6mm / solder terminal 0,6x0,6mm

Isolierwerkstoff / housing material : PBT GF 30

Bauart 4 / type 4

Anforderungsstufe 1 = 500 Steckzyklen / performance class 1 = 500 mating cycles

Fehlende Maße und Angaben nach IEC 60 603-2 / DIN EN 60 603-2

Missing information and dimensions per IEC 60 603-2 / DIN EN 60 603-2

Bedruckung siehe Zeichnung 294905

Marking see drawing 294905

Information:

Tolerances



Scale 2:1

All rights reserved.  
Only for Information.  
To ensure that this is the latest version of this drawing, please contact one of the ERNI companies before using.

Subject to modification without prior notice.  
Drawing will not be updated.

Designation

**Messerleiste M 24-8 Löt**  
**Male Connector 24-8 solder**

**ERNI** www.ERNI.com

**374144**

1  
A3

Copyright by ERNI GmbH.  
Proprietary notice pursuant to ISO 16016 to be observed.

Index Date 28.04.2010

Class STVM

# Mouser Electronics

Authorized Distributor

Click to View Pricing, Inventory, Delivery & Lifecycle Information:

[TE Connectivity:](#)

[374144](#) [374144-E](#)