PANEL CUTOUT (FRONT SIDE)

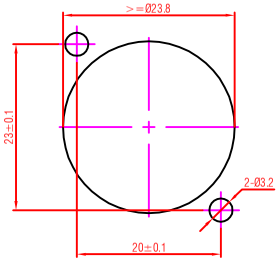

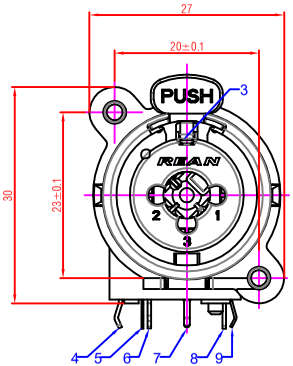

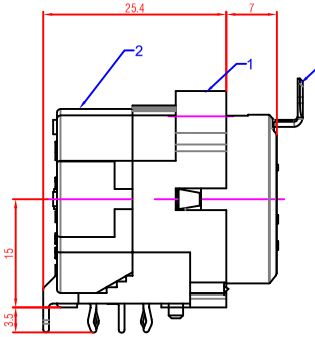

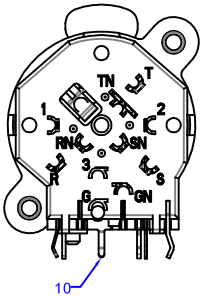

PCB LAYOUT (COMPONENT SIDE)

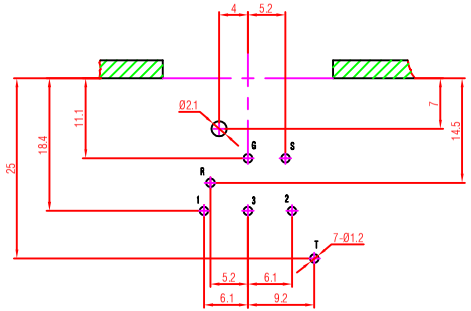

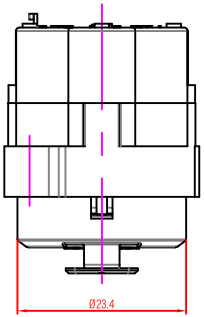

CONTACTS

XLR

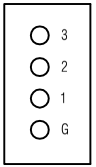

JACKS

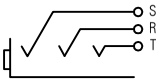

NO	PART NAME	MATERIAL
11	PUSH LATCH	STEEL, NICKEL PLATED
10	CONTACT (3)	PHOSPHOR BRONZE, Ni+Au+Sn PLATED
9	CONTACT (1)	PHOSPHOR BRONZE, Ni+Au+Sn PLATED
8	CONTACT (R)	PHOSPHOR BRONZE, SILVER PLATED
7	GROUND CONTACT (G)	PHOSPHOR BRONZE, SILVER PLATED
6	CONTACT (S)	PHOSPHOR BRONZE, SILVER PLATED
5	CONTACT (2)	PHOSPHOR BRONZE, Ni+Au+Sn PLATED
4	CONTACT (T)	PHOSPHOR BRONZE, SILVER PLATED
3	PUSH SPRING	STEEL, HEAT TREATMENT
2	COVER	PA6
1	HOUSING	PA6

Rev.	Revision Details	Date	Name

THIS DOCUMENT IS THE PROPERTY OF NEUTRIK. NO PART THEREOF MAY BE REPRODUCED AND USED WITHOUT THE PRIOR WRITTEN CONSENT OF THE OWNER.

Material:

Scale: 2 : 1 (A3)

	Date:	Name:
Designer:	2014.06.12	Xia HP
Checked:	2014.06.12	Abraham
Approved:		

Title: RCJ6FI-H

REAN

Replaced By:	1
Replaces:	1
Drawing No.:	