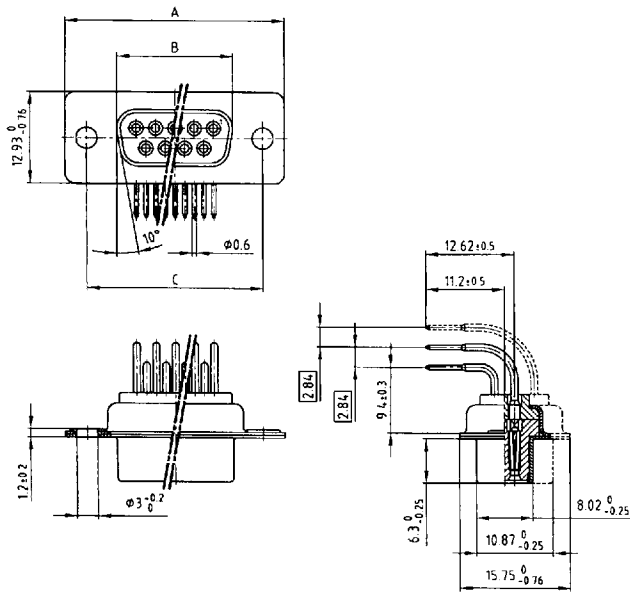


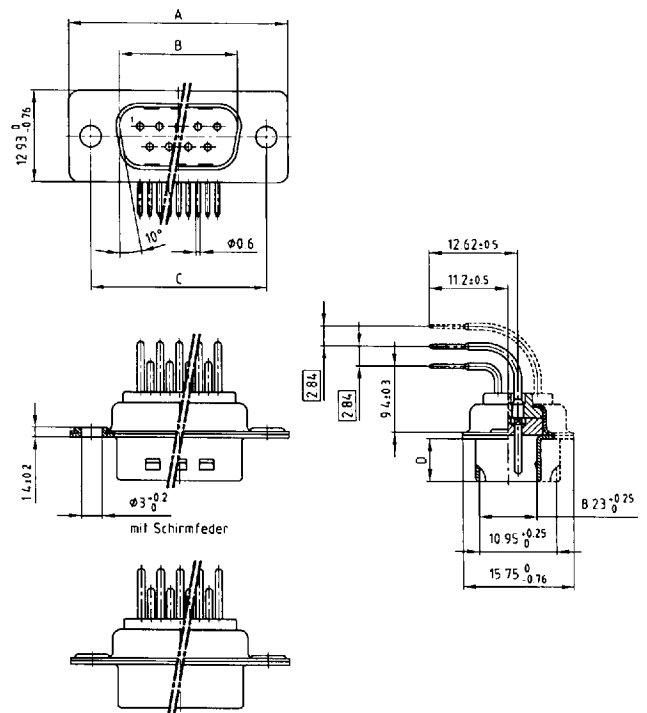
•370 inch

Solder pin angled

Socket connector



Plug connector



Kat 1 i H4A

Kat 1 i H5A ohne Schirmfeder

No. of pos.	A - 0,76	B - 0,25	C
9	31,19	16,46	25,00 ^{+0,12} / _{-0,13}
15	39,52	24,79	33,30 ^{+0,15} / _{-0,10}
25	53,42	38,50	47,04 ^{+0,13} / _{-0,10}
37	69,70	54,96	63,50 ^{+0,13} / _{-0,10}
50	67,31	52,55	61,10 ^{+0,14} / _{-0,11}

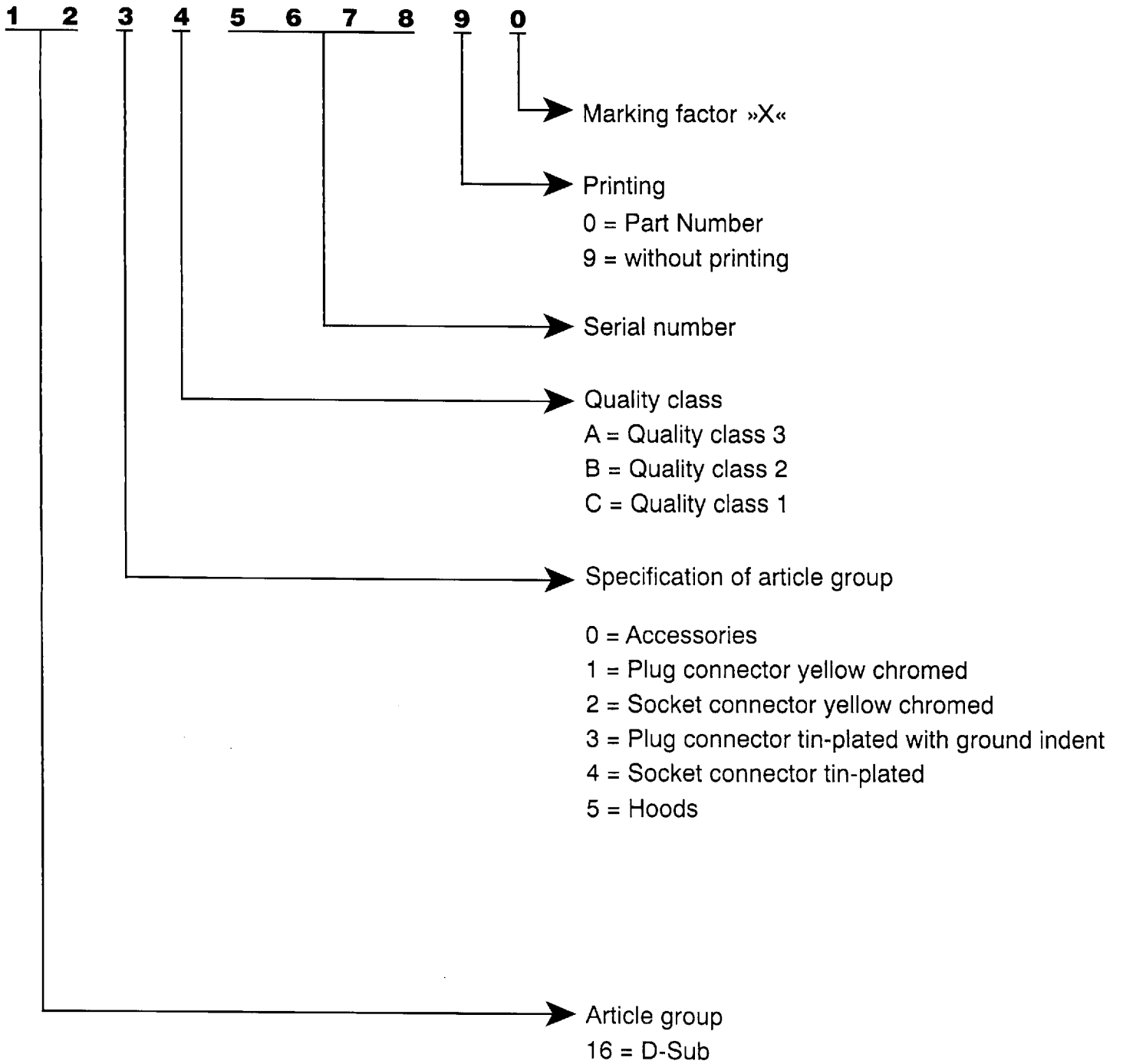
No. of pos.	A - 0,76	B + 0,25	C	D - 0,30
9	31,19	16,79	25,00 ^{+0,12} / _{-0,13}	6,12
15	39,52	25,12	33,30 ^{+0,15} / _{-0,10}	6,12
25	53,42	38,84	47,04 ^{+0,13} / _{-0,10}	5,99
37	69,70	55,30	63,50 ^{+0,13} / _{-0,10}	5,99
50	67,31	52,68	61,10 ^{+0,14} / _{-0,11}	5,99

Part numbers

No. of Pos.	Socket connector – solder pin angled	
	yellow zinc	tin-plated
9	CDF 09 A 162 A 10169 X	CDF 09 ASN 164 A 10169 X
15	CDF 15 A 162 A 10179 X	CDF 15 ASN 164 A 10179 X
25	CDF 24 A 162 A 10189 X	CDF 25 ASN 164 A 10189 X
37	CDF 37 A 162 A 10199 X	CDF 37 ASN 164 A 10199 X
50	CDF 50 A 162 A 10209 X	CDF 50 ASN 164 A 10209 X

No. of Pos.	Plug connector – solder pin angled	
	yellow zinc without ground indent	tin-plated with ground indent
9	CDS 09 A 161 A 10169 X	CDS 09 AFSN 163 A 11219 X
15	CDS 15 A 161 A 10179 X	CSD 15 AFSN 163 A 11229 X
25	CDS 25 A 161 A 10189 X	CDS 25 AFSN 163 A 11239 X
37	CDS 37 A 161 A 10199 X	CDS 37 AFSN 163 A 11249 X
50	CDS 50 A 161 A 10209 X	CDS 50 AFSN 163 A 11259 X

Part Number



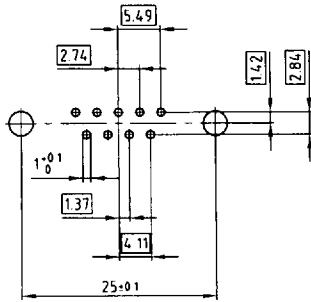
Order example

Plug connector Solder bucket 25 pos. without printing	
Quality class	Part Number
3	CDS 25 L 161 A 10039 X
2	CDS 25 L 161 B 10039 X
1	CDS 25 L 161 C 10039 X

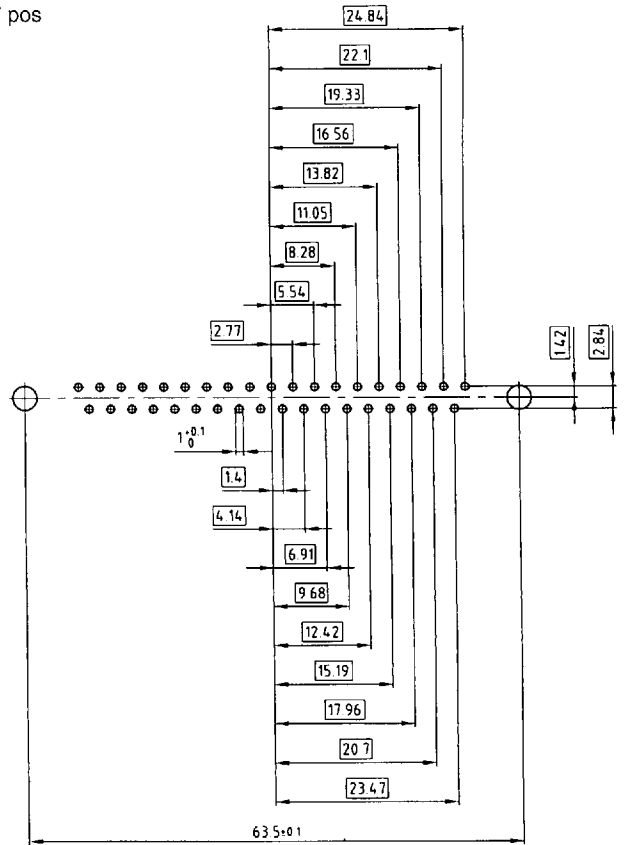
9017935 0000071 237

Hole pattern for straight and angled solder pins D-Sub standard

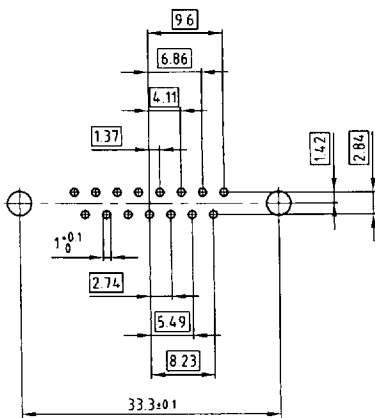
9 pos



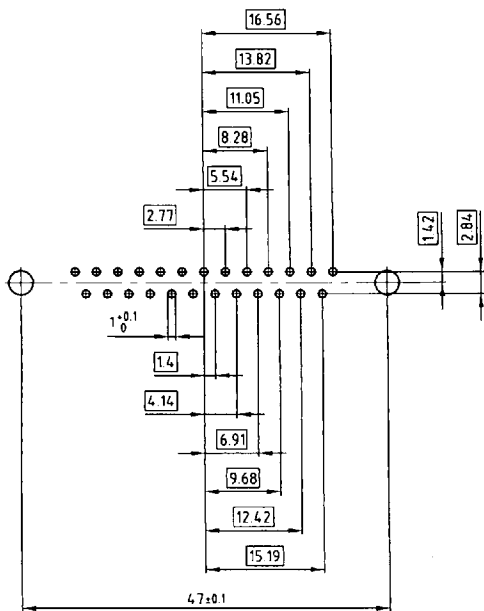
37 pos



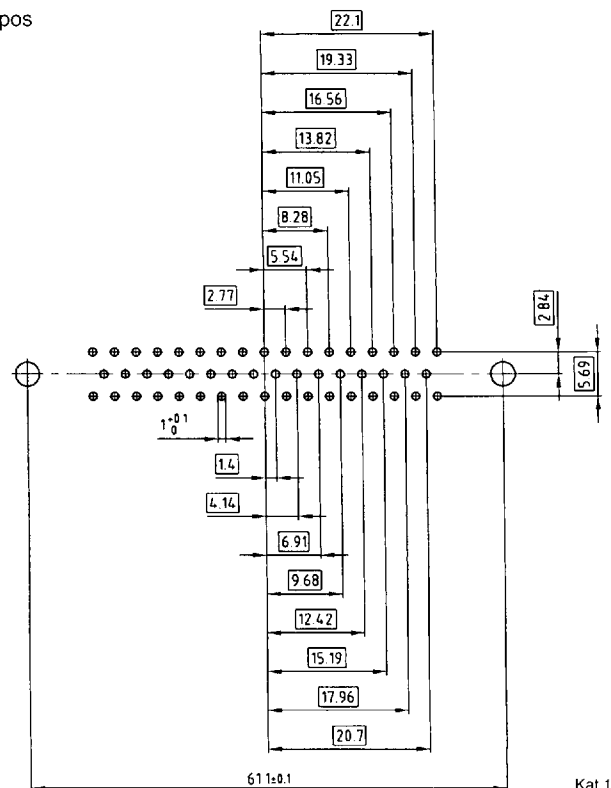
15 pos



25 pos



50 pos



Kat 1 i U3A

Kat 1 i U4A

Technical Data	D-Sub Standard	D-Sub High Density
Initial contact resistance	≤ 10 mΩ	≤ 10 mΩ
Initial insulation resistance	Quality class 1 ≥ 5GΩ Quality class 2 ≥ 5GΩ Quality class 3 ≥ 5GΩ	Quality class 1 ≥ 5GΩ Quality class 2 ≥ 5GΩ Quality class 3 ≥ 5GΩ
Clearance distance	contact–contact ≥ 1.0 mm contact–ground ≥ 1.2 mm	≥ 0.6 mm
Creepage distance	contact–contact ≥ 1.0 mm contact–ground ≥ 1.2 mm	≥ 0.6 mm
Test voltage V. r. m. s./NM	1000 V	1000 V
Working voltage/Insulation group* * nach SEV 50 V – acc. to SEV 50 V	125 V ≈	60 V ≈
Working current 20° C	5 A max.	25 A max.
Operating temperature	- 55° C – + 125° C	- 55° C – + 125° C
Moulding material	Polyester GF UL 94 V-O	PA 6.6 GF 25 UL 94 V-O
Contact material	Copper alloy	Copper alloy
Contact finish	hard-gold-plated over nickel	hard-gold-plated over nickel
Shell	Sheet steel, zinc lined and yellow chromate Sheet steel, nickel underneath and tin-plated	Sheet steel, nickel underneath and tin-plated
Insertion and withdrawal forces	9-polig/way 30 N 15-polig/way 50 N 25-polig/way 83 N 37-polig/way 123 N 50-polig/way 167 N	15-polig/way 50 N 26-polig/way 84 N 44-polig/way 120 N 62-polig/way 170 N 78-polig/way 200 N
Quality classes	Quality class 1 Quality class 2 Quality class 3	500 mating cycles 200 mating cycles 50 mating cycles

Mouser Electronics

Authorized Distributor

Click to View Pricing, Inventory, Delivery & Lifecycle Information:

Amphenol:

[163A11219X](#) [162A10199X](#) [161A10169X](#) [163A11239X](#) [161A10189X](#) [163A11259X](#) [162A10179X](#) [162A10209X](#)
[162A10189X](#) [161A10209X](#) [162A10169X](#) [163A11229X](#) [164A10199X](#) [164A10189X](#) [164A10209X](#) [164A10169X](#)
[164A10179X](#)