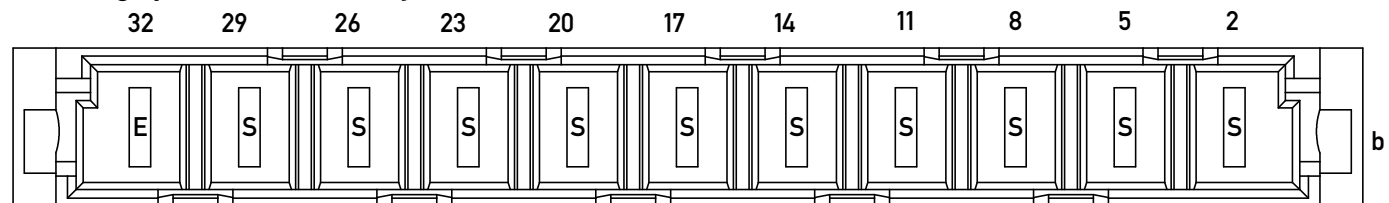
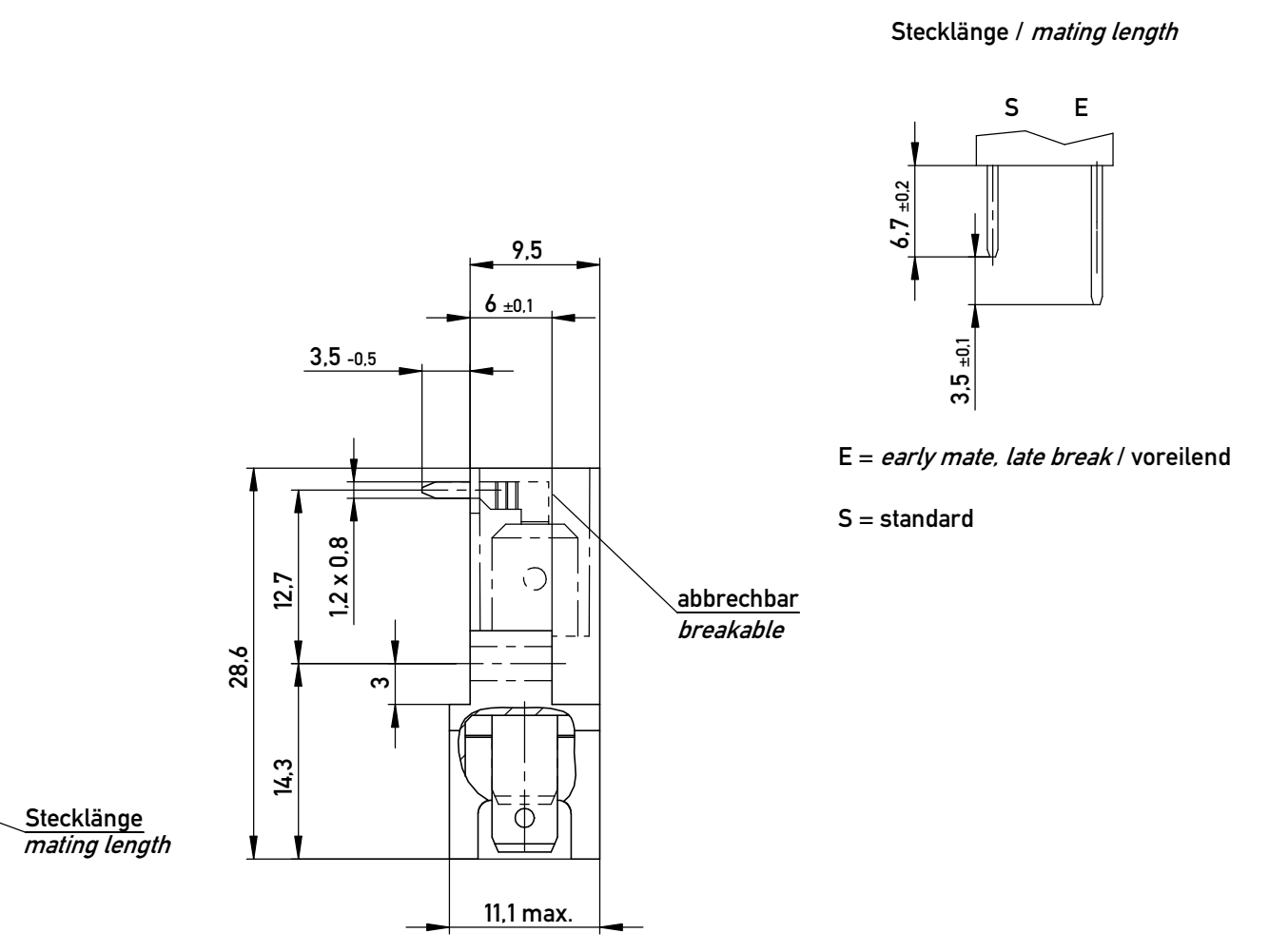
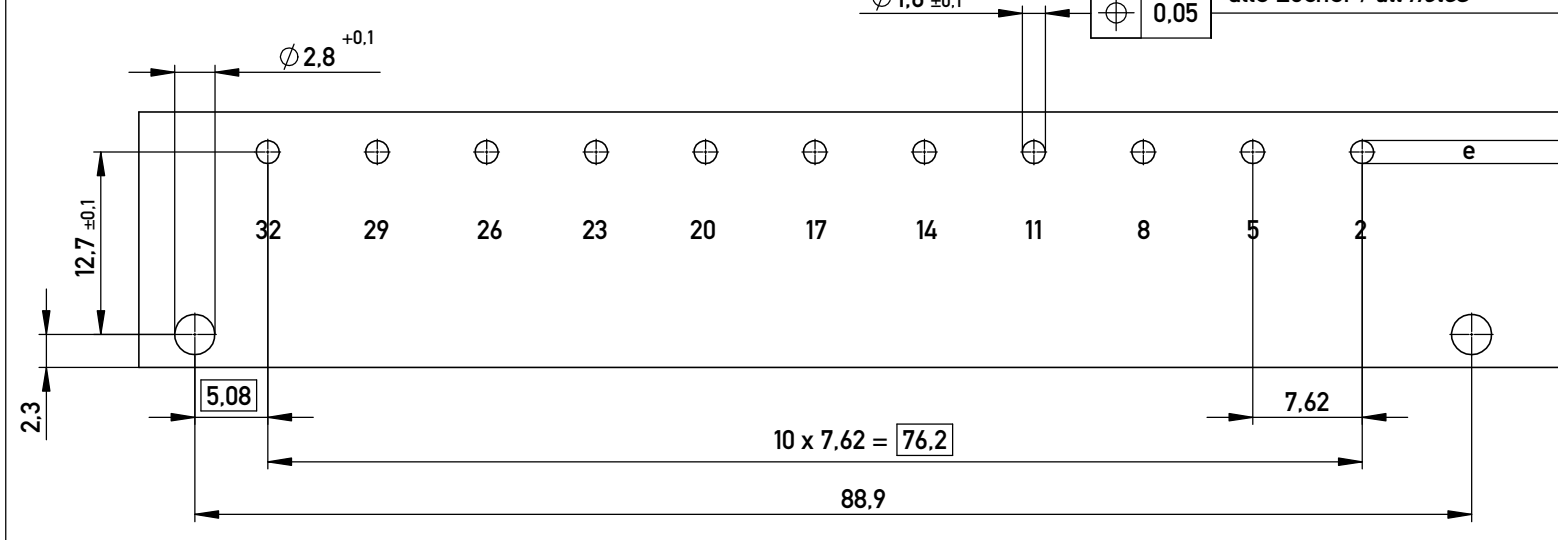


Bestückungsplan / contact layout



Leiterplatten-Layout / PCB drillhole pattern



Lötanschluss 0.8 x 1.2 mm / solder terminal 0.8 x 1.2 mm
 Anforderungsstufe 1 = 500 Steckzyklen / performance class 1 = 500 mating cycles
 Bauart 3 / type 3

Fehlende Masse und Angaben nach DIN EN 60603-2 /
 Missing information and dimensions according to DIN EN 60603-2

Information:		Tolerances	Scale 2:1
All rights reserved. Only for Information. To ensure that this is the latest version of this drawing, please contact one of the ERNI companies before using.		All Dimensions in mm	Designation
			Messerleiste H11 Löt Male Connector H11 Solder
www.ERNI.com		233230	
d	20.09.2017	Class STVH11	
Index	Date	I A3	

Copyright by ERNI GmbH
Proprietary notice pursuant to ISO 16016 to be observed.

Mouser Electronics

Authorized Distributor

Click to View Pricing, Inventory, Delivery & Lifecycle Information:

[TE Connectivity:](#)

[233230](#) [233230-E](#)