


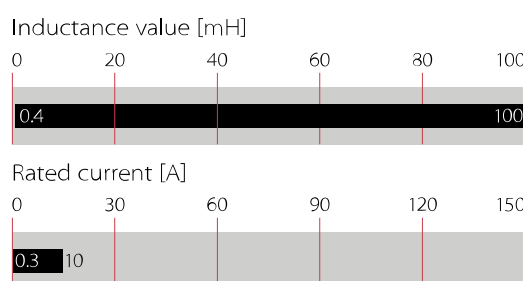
Current-compensated Chokes



- Rated currents from 0.3 to 10 A
- DC to 400 Hz frequency
- 100 kHz to 3 MHz common-mode resonance frequency
- Dual-choke configurations
- Multiple PCB-mounting options



Performance indicators



Approvals & Compliances



RN chokes are attenuating common-mode or asymmetric (P/N → E) interference signals, by being connected in series with the phase and neutral lines of an AC powerline input. Symmetrical components of the noise are also attenuated by the leakage inductance (stray inductance) of the windings. These chokes are typically used in conjunction with suppression capacitors.

Features and Benefits

- High saturation resistance and excellent thermal behavior
- Through hole pin connections
- Dual-choke configuration
- Small compact design
- Multiple housing options
- Custom-specific versions are available on request
- Higher temperature versions
- Fully potted design usable for ruggedized applications

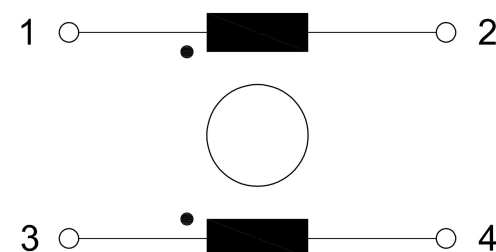
Technical Specifications

| | |
|--|--|
| Operating voltage | 300 VAC |
| Operating frequency | DC to 400 Hz |
| Rated currents | 0.3 to 10 A @ rated ambient temperature |
| Rated inductance | 0.4 to 100 mH |
| Stray inductance | Typically 1% of L _N |
| Inductance reduction (DC bias with IN) | Less than 10% (25°C) |
| High potential test voltage winding-to-winding @ 25°C | 1500 VAC, 60 sec, guaranteed 1500 VAC, 2 sec, factory test |
| Winding-to-housing @ 25°C | 4000 VAC, 60 sec, guaranteed |
| MTBF @ 40°C/230 V (Mil-HB-217F) | >5,000,000 hours |
| Surge current @ 10 msec | 20 x I _N @ 25°C |
| Temperature range (operation and storage) | -40°C to 100°C (40/100/56) acc. IEC 60068-1 |
| Flammability corresponding to | Housing UL 94V-0 Potting compound UL 94V-0 Ringcore coating UL 94V-0 |
| Design corresponding to | UL 1283, IEC/EN 60938-1 |
| Frequency (DC) | 1 kHz |






















































Typical Applications

- Switch-mode power applications
- Suppressing common-mode interference levels
- EMI input filters
- For suppression-equipment with no earth connection
- Phase-angle control circuits in combination with saturating chokes














































Typical electrical schematic



Choke Selection Table

| Choke | Buy | Current (In) [A] | @ ambient temperature [°C] | Inductance (LN) [mH] | Resistance (RDC) [mOhm] | A [mm] | B [mm] | H [mm] | Weight (g) |
|------------------|---|------------------------|----------------------------------|----------------------------|-------------------------------|-----------|-----------|-----------|---------------|
| RN102-0.3-02-22M |  | 0.3 | 40 | 22.0 | 1300 | 10.0 | 10.0 | 9.0 | 4 |
| RN102-0.3-02-12M |  | 0.3 | 40 | 12.0 | 1100 | 10.0 | 10.0 | 9.0 | 3 |
| RN102-0.6-02-4M4 |  | 0.6 | 40 | 4.4 | 380 | 10.0 | 10.0 | 9.0 | 3 |
| RN102-1-02-3M0 |  | 1.0 | 40 | 3.0 | 210 | 10.0 | 10.0 | 9.0 | 3 |
| RN102-1.5-02-1M6 |  | 1.5 | 40 | 1.6 | 94 | 10.0 | 10.0 | 9.0 | 3 |
| RN102-2-02-1M1 |  | 2.0 | 40 | 1.1 | 70 | 10.0 | 10.0 | 9.0 | 3 |
| RN112-0.4-02-39M |  | 0.4 | 40 | 39.0 | 1500 | 15.0 | 10.0 | 12.6 | 6 |
| RN112-0.4-02-27M |  | 0.4 | 40 | 27.0 | 1400 | 15.0 | 10.0 | 12.6 | 6 |
| RN112-0.5-02-27M |  | 0.5 | 40 | 27.0 | 1200 | 15.0 | 10.0 | 12.6 | 6 |
| RN112-0.5-02-18M |  | 0.5 | 40 | 18.0 | 1100 | 15.0 | 10.0 | 12.6 | 6 |
| RN112-0.5-02-15M |  | 0.5 | 40 | 15.0 | 700 | 15.0 | 10.0 | 12.6 | 6 |
| RN112-0.6-02-15M |  | 0.6 | 40 | 15.0 | 490 | 15.0 | 10.0 | 12.6 | 6 |
| RN112-0.8-02-10M |  | 0.8 | 40 | 10.0 | 380 | 15.0 | 10.0 | 12.6 | 6 |
| RN112-1.2-02-6M8 |  | 1.2 | 40 | 6.8 | 250 | 15.0 | 10.0 | 12.6 | 6 |
| RN112-1.5-02-3M3 |  | 1.5 | 40 | 3.3 | 102 | 15.0 | 10.0 | 12.6 | 6 |
| RN112-2-02-1M8 |  | 2.0 | 40 | 1.8 | 74 | 15.0 | 10.0 | 12.6 | 6 |
| RN112-2-02-1M0 |  | 2.0 | 40 | 1.0 | 70 | 15.0 | 10.0 | 12.6 | 6 |
| RN112-2.6-02-0M4 |  | 2.6 | 40 | 0.4 | 40 | 15.0 | 10.0 | 12.6 | 6 |
| RN112-3.6-02-0M4 |  | 3.6 | 40 | 0.4 | 27 | 15.0 | 10.0 | 12.6 | 6 |
| RN112-4-02-0M7 |  | 4.0 | 40 | 0.7 | 24 | 15.0 | 10.0 | 12.6 | 6 |
| RN114-0.3-02-47M |  | 0.3 | 40 | 47.0 | 1700 | 20.1 | 12.5 | 13.2 | 10 |
| RN114-0.5-02-39M |  | 0.5 | 40 | 39.0 | 830 | 20.1 | 12.5 | 13.2 | 11 |
| RN114-0.8-02-27M |  | 0.8 | 40 | 27.0 | 500 | 20.1 | 12.5 | 13.2 | 11 |
| RN114-1-02-15M |  | 1.0 | 40 | 15.0 | 370 | 20.1 | 12.5 | 13.2 | 10 |
| RN114-1.2-02-10M |  | 1.2 | 40 | 10.0 | 195 | 20.1 | 12.5 | 13.2 | 10 |
| RN114-1.5-02-6M8 |  | 1.5 | 40 | 6.8 | 123 | 20.1 | 12.5 | 13.2 | 11 |
| RN114-2-02-4M2 |  | 2.0 | 40 | 4.2 | 100 | 20.1 | 12.5 | 13.2 | 11 |
| RN114-2.5-02-3M3 |  | 2.5 | 40 | 3.3 | 72 | 20.1 | 12.5 | 13.2 | 11 |
| RN114-3-02-2M0 |  | 3.0 | 40 | 2.0 | 52 | 20.1 | 12.5 | 13.2 | 10 |
| RN114-4-02-1M5 |  | 4.0 | 40 | 1.5 | 34 | 20.1 | 12.5 | 13.2 | 11 |
| RN116-0.5-02-47M |  | 0.5 | 60 | 47.0 | 960 | 20.1 | 12.5 | 13.2 | 11 |
| RN116-0.5-02-39M |  | 0.5 | 60 | 39.0 | 920 | 20.1 | 12.5 | 13.2 | 11 |
| RN116-0.5-02-27M |  | 0.5 | 60 | 27.0 | 790 | 20.1 | 12.5 | 13.2 | 11 |
| RN116-0.8-02-27M |  | 0.8 | 60 | 27.0 | 370 | 20.1 | 12.5 | 13.2 | 13 |
| RN116-1-02-15M |  | 1.0 | 60 | 15.0 | 260 | 20.1 | 12.5 | 13.2 | 12 |
| RN116-1-02-10M |  | 1.0 | 60 | 10.0 | 210 | 20.1 | 12.5 | 13.2 | 11 |
| RN116-1.3-02-6M8 |  | 1.3 | 60 | 6.8 | 140 | 20.1 | 12.5 | 13.2 | 12 |
| RN116-1.5-02-10M |  | 1.5 | 60 | 10.0 | 148 | 20.1 | 12.5 | 13.2 | 12 |
| RN116-1.7-02-4M0 |  | 1.7 | 60 | 4.0 | 87 | 20.1 | 12.5 | 13.2 | 12 |
| RN116-2-02-3M3 |  | 2.0 | 60 | 3.3 | 70 | 20.1 | 12.5 | 13.2 | 12 |
| RN116-2-02-2M2 |  | 2.0 | 60 | 2.2 | 66 | 20.1 | 12.5 | 13.2 | 11 |
| RN122-0.5-02-56M |  | 0.5 | 40 | 56.0 | 1800 | 25.0 | 15.0 | 16.5 | 20 |
| RN122-0.6-02-47M |  | 0.6 | 40 | 47.0 | 1300 | 25.0 | 15.0 | 16.5 | 20 |
| RN122-0.8-02-39M |  | 0.8 | 40 | 39.0 | 1000 | 25.0 | 15.0 | 16.5 | 20 |
| RN122-1-02-18M |  | 1.0 | 40 | 18.0 | 630 | 25.0 | 15.0 | 16.5 | 19 |
| RN122-1-02-10M |  | 1.0 | 40 | 10.0 | 560 | 25.0 | 15.0 | 16.5 | 19 |
| RN122-1.5-02-10M |  | 1.5 | 40 | 10.0 | 250 | 25.0 | 15.0 | 16.5 | 20 |
| RN122-2-02-6M8 |  | 2.0 | 40 | 6.8 | 156 | 25.0 | 15.0 | 16.5 | 20 |
| RN122-2-02-5M0 |  | 2.0 | 40 | 5.0 | 140 | 25.0 | 15.0 | 16.5 | 21 |
| RN122-2.5-02-5M6 |  | 2.5 | 40 | 5.6 | 110 | 25.0 | 15.0 | 16.5 | 20 |
| RN122-3-02-4M5 |  | 3.0 | 40 | 4.5 | 80 | 25.0 | 15.0 | 16.5 | 21 |
| RN122-4-02-3M3 |  | 4.0 | 40 | 3.3 | 46 | 25.0 | 15.0 | 16.5 | 22 |
| RN122-4-02-1M8 |  | 4.0 | 40 | 1.8 | 42 | 25.0 | 15.0 | 16.5 | 22 |

| Choke | Buy | Current (In) [A] | @ ambient temperature [°C] | Inductance (Ln) [mH] | Resistance (R DC) [mOhm] | A [mm] | B [mm] | H [mm] | Weight (g) |
|-------------------|-----|------------------------|----------------------------------|----------------------------|--------------------------------|-----------|-----------|-----------|---------------|
| RN142-0.5-02-82M | | 0.5 | 40 | 82.0 | 2700 | 30.0 | 20.0 | 19.7 | 36 |
| RN142-1-02-33M | | 1.0 | 40 | 33.0 | 810 | 30.0 | 20.0 | 19.7 | 37 |
| RN142-1.4-02-27M | | 1.4 | 40 | 27.0 | 500 | 30.0 | 20.0 | 19.7 | 40 |
| RN142-2-02-6M8 | | 2.0 | 40 | 6.8 | 192 | 30.0 | 20.0 | 19.7 | 36 |
| RN142-4-02-3M3 | | 4.0 | 40 | 3.3 | 67 | 30.0 | 20.0 | 19.7 | 38 |
| RN142-6-02-1M8 | | 6.0 | 40 | 1.8 | 20 | 30.0 | 20.0 | 19.7 | 40 |
| RN143-0.5-02-100M | | 0.5 | 40 | 100.0 | 2900 | 30.0 | 20.0 | 19.7 | 36 |
| RN143-1-02-47M | | 1.0 | 40 | 47.0 | 890 | 30.0 | 20.0 | 19.7 | 38 |
| RN143-2-02-10M | | 2.0 | 40 | 10.0 | 240 | 30.0 | 20.0 | 19.7 | 42 |
| RN143-4-02-3M9 | | 4.0 | 40 | 3.9 | 59 | 30.0 | 20.0 | 19.7 | 39 |
| RN143-6-02-1M8 | | 6.0 | 40 | 1.8 | 20 | 30.0 | 20.0 | 19.7 | 42 |
| RN152-1-02-68M | | 1.0 | 40 | 68.0 | 1300 | 40.0 | 15.0 | 25.0 | 75 |
| RN152-2-02-18M | | 2.0 | 40 | 18.0 | 450 | 40.0 | 15.0 | 25.0 | 64 |
| RN152-4-02-6M8 | | 4.0 | 40 | 6.8 | 87 | 40.0 | 15.0 | 25.0 | 74 |
| RN152-6-02-3M9 | | 6.0 | 40 | 3.9 | 42 | 40.0 | 15.0 | 25.0 | 68 |
| RN152-8-02-2M7 | | 8.0 | 40 | 2.7 | 22 | 40.0 | 15.0 | 25.0 | 73 |
| RN152-10-02-1M8 | | 10.0 | 40 | 1.8 | 14 | 40.0 | 15.0 | 25.0 | 73 |
| RN202-0.3-02-22M | | 0.3 | 40 | 22.0 | 1300 | 5.1 | 15.2 | 13.5 | 4 |
| RN202-0.3-02-12M | | 0.3 | 40 | 12.0 | 1100 | 5.1 | 15.2 | 13.5 | 4 |
| RN202-0.6-02-4M4 | | 0.6 | 40 | 4.4 | 380 | 5.1 | 15.2 | 13.5 | 4 |
| RN202-1-02-3M0 | | 1.0 | 40 | 3.0 | 210 | 5.1 | 15.2 | 13.5 | 4 |
| RN202-1.5-02-1M6 | | 1.5 | 40 | 1.6 | 94 | 5.1 | 15.2 | 13.5 | 4 |
| RN202-2-02-1M1 | | 2.0 | 40 | 1.1 | 70 | 5.1 | 15.2 | 13.5 | 4 |
| RN204-0.3-02-22M | | 0.3 | 40 | 22.0 | 1300 | 7.6 | 10.0 | 14.3 | 3 |
| RN204-0.3-02-12M | | 0.3 | 40 | 12.0 | 960 | 7.6 | 10.0 | 14.3 | 3 |
| RN204-0.6-02-4M4 | | 0.6 | 40 | 4.4 | 350 | 7.6 | 10.0 | 14.3 | 3 |
| RN204-1-02-3M0 | | 1.0 | 40 | 3.0 | 192 | 7.6 | 10.0 | 14.3 | 3 |
| RN204-1.5-02-1M6 | | 1.5 | 40 | 1.6 | 96 | 7.6 | 10.0 | 14.3 | 3 |
| RN204-2-02-1M1 | | 2.0 | 40 | 1.1 | 57 | 7.6 | 10.0 | 14.3 | 3 |
| RN212-0.4-02-39M | | 0.4 | 40 | 39.0 | 1500 | 10.0 | 15.0 | 20.0 | 8 |
| RN212-0.4-02-27M | | 0.4 | 40 | 27.0 | 1400 | 10.0 | 15.0 | 20.0 | 8 |
| RN212-0.5-02-27M | | 0.5 | 40 | 27.0 | 1200 | 10.0 | 15.0 | 20.0 | 8 |
| RN212-0.5-02-18M | | 0.5 | 40 | 18.0 | 1100 | 10.0 | 15.0 | 20.0 | 8 |
| RN212-0.5-02-15M | | 0.5 | 40 | 15.0 | 700 | 10.0 | 15.0 | 20.0 | 8 |
| RN212-0.6-02-15M | | 0.6 | 40 | 15.0 | 490 | 10.0 | 15.0 | 20.0 | 8 |
| RN212-0.8-02-10M | | 0.8 | 40 | 10.0 | 380 | 10.0 | 15.0 | 20.0 | 8 |
| RN212-1.2-02-6M8 | | 1.2 | 40 | 6.8 | 250 | 10.0 | 15.0 | 20.0 | 8 |
| RN212-1.5-02-3M3 | | 1.5 | 40 | 3.3 | 102 | 10.0 | 15.0 | 20.0 | 8 |
| RN212-2-02-1M8 | | 2.0 | 40 | 1.8 | 74 | 10.0 | 15.0 | 20.0 | 8 |
| RN212-2-02-1M0 | | 2.0 | 40 | 1.0 | 70 | 10.0 | 15.0 | 20.0 | 8 |
| RN212-2.6-02-0M4 | | 2.6 | 40 | 0.4 | 40 | 10.0 | 15.0 | 20.0 | 8 |
| RN212-3.6-02-0M4 | | 3.6 | 40 | 0.4 | 27 | 10.0 | 15.0 | 20.0 | 8 |
| RN212-4-02-0M7 | | 4.0 | 40 | 0.7 | 24 | 10.0 | 15.0 | 20.0 | 8 |
| RN214-0.3-02-47M | | 0.3 | 40 | 47.0 | 1700 | 12.5 | 10.0 | 25.0 | 14 |
| RN214-0.5-02-56M | | 0.5 | 40 | 56.0 | 1700 | 12.5 | 10.0 | 25.0 | 15 |
| RN214-0.5-02-39M | | 0.5 | 40 | 39.0 | 830 | 12.5 | 10.0 | 25.0 | 14 |
| RN214-0.8-02-27M | | 0.8 | 40 | 27.0 | 500 | 12.5 | 10.0 | 25.0 | 15 |
| RN214-1-02-15M | | 1.0 | 40 | 15.0 | 370 | 12.5 | 10.0 | 25.0 | 14 |
| RN214-1.2-02-10M | | 1.2 | 40 | 10.0 | 195 | 12.5 | 10.0 | 25.0 | 15 |
| RN214-1.5-02-6M8 | | 1.5 | 40 | 6.8 | 123 | 12.5 | 10.0 | 25.0 | 15 |
| RN214-2-02-4M2 | | 2.0 | 40 | 4.2 | 100 | 12.5 | 10.0 | 25.0 | 14 |

| Choke | Buy | Current (In) [A] | @ ambient temperature [°C] | Inductance (L _N) [mH] | Resistance (R _{DC}) [mOhm] | A [mm] | B [mm] | H [mm] | Weight (g) |
|-------------------|---|------------------------|----------------------------------|---|--|-----------|-----------|-----------|---------------|
| RN214-2-02-2M2 |  | 2.0 | 40 | 2.2 | 67 | 12.5 | 10.0 | 25.0 | 14 |
| RN214-2.5-02-3M3 |  | 2.5 | 40 | 3.3 | 72 | 12.5 | 10.0 | 25.0 | 15 |
| RN214-3-02-2M0 |  | 3.0 | 40 | 2.0 | 52 | 12.5 | 10.0 | 25.0 | 14 |
| RN214-4-02-1M5 |  | 4.0 | 40 | 1.5 | 34 | 12.5 | 10.0 | 25.0 | 15 |
| RN216-0.5-02-47M |  | 0.5 | 60 | 47.0 | 960 | 12.5 | 10.0 | 25.0 | 15 |
| RN216-0.5-02-39M |  | 0.5 | 60 | 39.0 | 920 | 12.5 | 10.0 | 25.0 | 15 |
| RN216-0.5-02-27M |  | 0.5 | 60 | 27.0 | 790 | 12.5 | 10.0 | 25.0 | 15 |
| RN216-0.8-02-27M |  | 0.8 | 60 | 27.0 | 370 | 12.5 | 10.0 | 25.0 | 16 |
| RN216-1-02-15M |  | 1.0 | 60 | 15.0 | 260 | 12.5 | 10.0 | 25.0 | 16 |
| RN216-1-02-10M |  | 1.0 | 60 | 10.0 | 210 | 12.5 | 10.0 | 25.0 | 15 |
| RN216-1.3-02-6M8 |  | 1.3 | 60 | 6.8 | 140 | 12.5 | 10.0 | 25.0 | 16 |
| RN216-1.5-02-10M |  | 1.5 | 60 | 10.0 | 148 | 12.5 | 10.0 | 25.0 | 16 |
| RN216-1.7-02-4M0 |  | 1.7 | 60 | 4.0 | 87 | 12.5 | 10.0 | 25.0 | 16 |
| RN216-2-02-3M3 |  | 2.0 | 60 | 3.3 | 70 | 12.5 | 10.0 | 25.0 | 16 |
| RN216-2-02-2M2 |  | 2.0 | 60 | 2.2 | 66 | 12.5 | 10.0 | 25.0 | 15 |
| RN218-0.4-02-100M |  | 0.4 | 40 | 100 | 2800 | 10.0 | 12.5 | 20.0 | 8 |
| RN218-0.6-02-47M |  | 0.6 | 40 | 47.0 | 1200 | 10.0 | 12.5 | 20.0 | 8 |
| RN218-0.7-02-39M |  | 0.7 | 40 | 39.0 | 1150 | 10.0 | 12.5 | 20.0 | 8 |
| RN218-0.9-02-27M |  | 0.9 | 40 | 27.0 | 620 | 10.0 | 12.5 | 20.0 | 8 |
| RN218-1-02-22M |  | 1.0 | 40 | 22.0 | 520 | 10.0 | 12.5 | 20.0 | 8 |
| RN218-1.1-02-15M |  | 1.1 | 40 | 15.0 | 420 | 10.0 | 12.5 | 20.0 | 8 |
| RN218-1.4-02-10M |  | 1.4 | 40 | 10.0 | 330 | 10.0 | 12.5 | 20.0 | 8 |
| RN218-1.7-02-6M8 |  | 1.7 | 40 | 6.8 | 180 | 10.0 | 12.5 | 20.0 | 8 |
| RN218-2.2-02-3M3 |  | 2.2 | 40 | 3.3 | 100 | 10.0 | 12.5 | 20.0 | 8 |
| RN222-0.5-02-56M |  | 0.5 | 40 | 56.0 | 1800 | 15.0 | 12.5 | 29.3 | 27 |
| RN222-0.6-02-47M |  | 0.6 | 40 | 47.0 | 1300 | 15.0 | 12.5 | 29.3 | 26 |
| RN222-0.8-02-39M |  | 0.8 | 40 | 39.0 | 1000 | 15.0 | 12.5 | 29.3 | 27 |
| RN222-1-02-33M |  | 1.0 | 40 | 33.0 | 1300 | 15.0 | 12.5 | 29.3 | 29 |
| RN222-1-02-18M |  | 1.0 | 40 | 18.0 | 630 | 15.0 | 12.5 | 29.3 | 26 |
| RN222-1.5-02-10M |  | 1.5 | 40 | 10.0 | 250 | 15.0 | 12.5 | 29.3 | 26 |
| RN222-2-02-6M8 |  | 2.0 | 40 | 6.8 | 156 | 15.0 | 12.5 | 29.3 | 28 |
| RN222-2.5-02-5M6 |  | 2.5 | 40 | 5.6 | 110 | 15.0 | 12.5 | 29.3 | 27 |
| RN222-3-02-4M5 |  | 3.0 | 40 | 4.5 | 80 | 15.0 | 12.5 | 29.3 | 28 |
| RN222-4-02-3M3 |  | 4.0 | 40 | 3.3 | 46 | 15.0 | 12.5 | 29.3 | 28 |
| RN232-0.6-02-47M |  | 0.6 | 40 | 47.0 | 1300 | 15.0 | 12.5 | 34.3 | 37 |
| RN232-1-02-18M |  | 1.0 | 40 | 18.0 | 390 | 15.0 | 12.5 | 34.3 | 38 |
| RN232-1.6-02-10M |  | 1.6 | 40 | 10.0 | 170 | 15.0 | 12.5 | 34.3 | 38 |
| RN232-2.5-02-5M6 |  | 2.5 | 40 | 5.6 | 86 | 15.0 | 12.5 | 34.3 | 38 |
| RN232-4-02-3M3 |  | 4.0 | 40 | 3.3 | 54 | 15.0 | 12.5 | 34.3 | 38 |
| RN242-0.5-02-82M |  | 0.5 | 40 | 82.0 | 2700 | 15.0 | 12.5 | 34.3 | 37 |
| RN242-1-02-33M |  | 1.0 | 40 | 33.0 | 810 | 15.0 | 12.5 | 34.3 | 38 |
| RN242-1.4-02-27M |  | 1.4 | 40 | 27.0 | 500 | 15.0 | 12.5 | 34.3 | 38 |
| RN242-2-02-6M8 |  | 2.0 | 40 | 6.8 | 192 | 15.0 | 12.5 | 34.3 | 37 |
| RN242-4-02-3M3 |  | 4.0 | 40 | 3.3 | 67 | 15.0 | 12.5 | 34.3 | 38 |
| RN242-6-02-1M8 |  | 6.0 | 40 | 1.8 | 20 | 15.0 | 12.5 | 34.3 | 41 |

Test conditions: Measuring frequency: 10 kHz; 50 mV; Inductance tolerance: +50%, -30%; Resistance tolerance: ±15% @ 25°C; Electrical characteristics @ 25°C: ±2°C; Stray Inductance measurement between pin 1 and 2 (pin 3 and 4 shorted)

For mechanical tolerances refer to mechanical data section.

Product selector

RN XYY-II-02-LML

- Rated Inductivity L_N (mH)
- Terminal-Type (-02 Rigid Pin Connection)
- Rated Current I_N (A)
- Size (02 to 52)
- Orientation (1 = horizontal; 2 = vertical)
- Familyname

Distribution Inventory

Up-to-date inventory levels for global distributors is available at

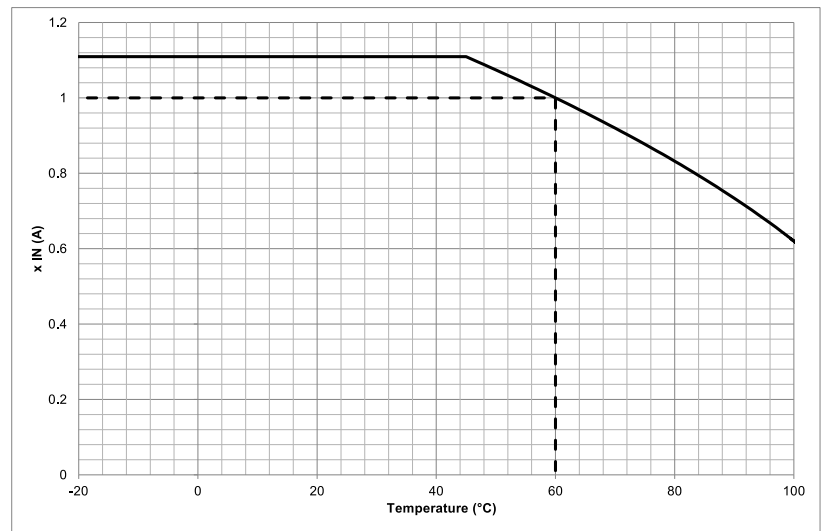
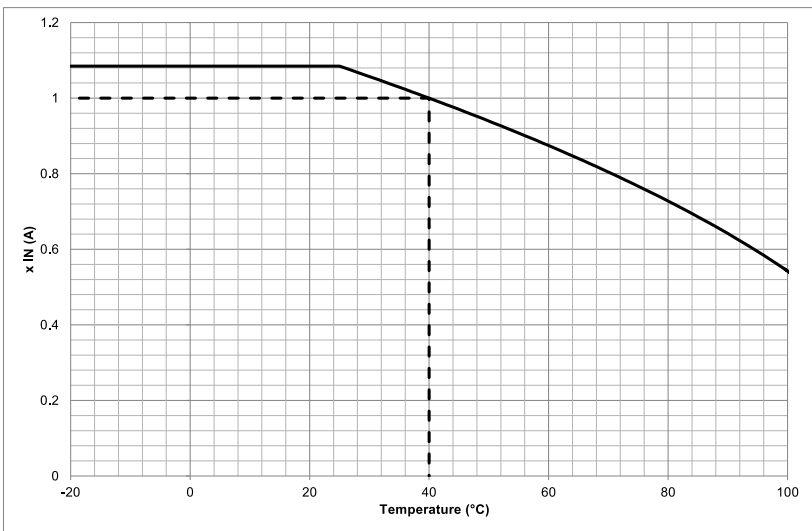
<https://products.schaffner.com/stock>



Thermal Derating

If higher ambient temperatures than the specified apply, the nominal current needs to be reduced according to the graph below.

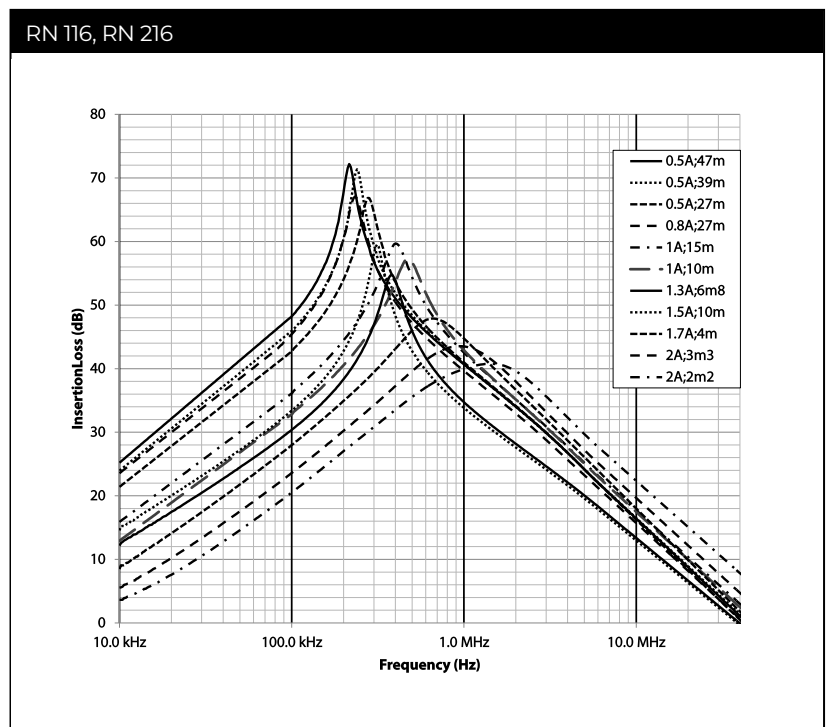
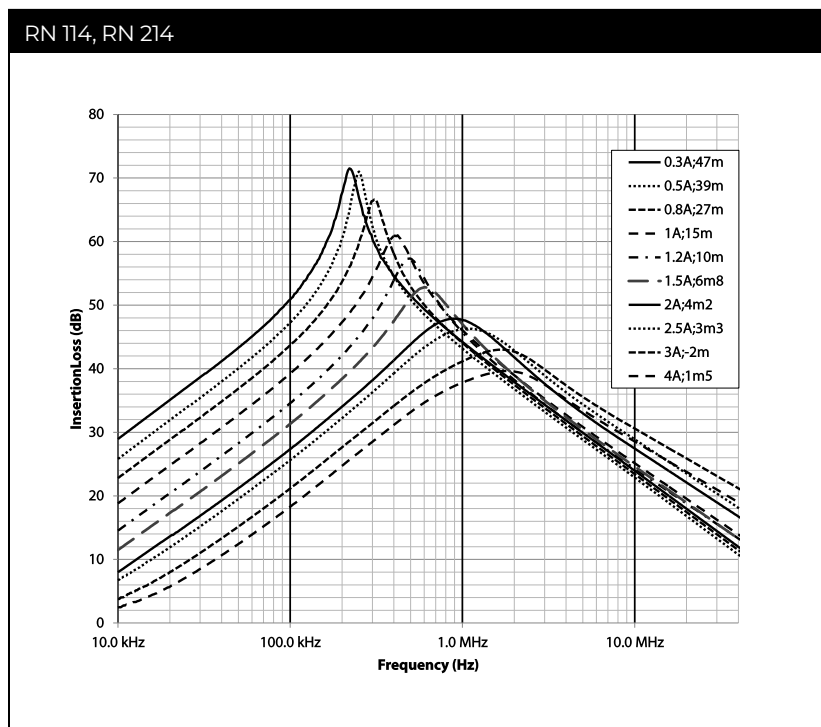
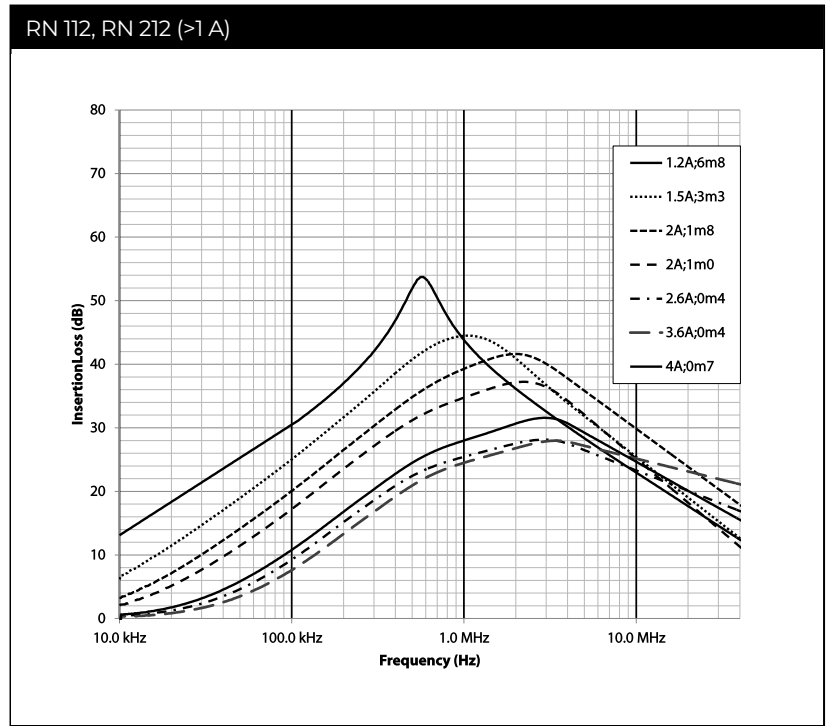
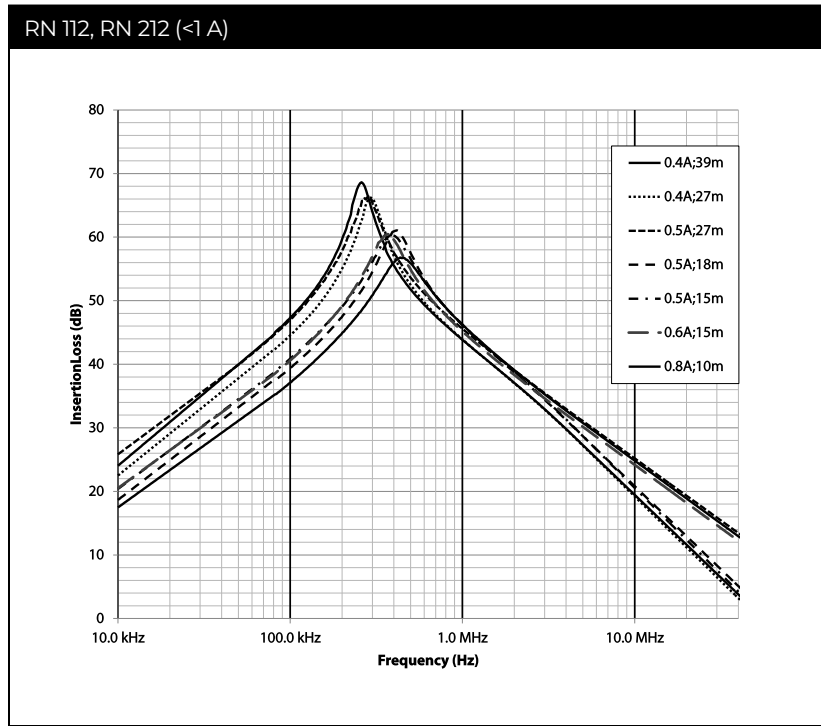
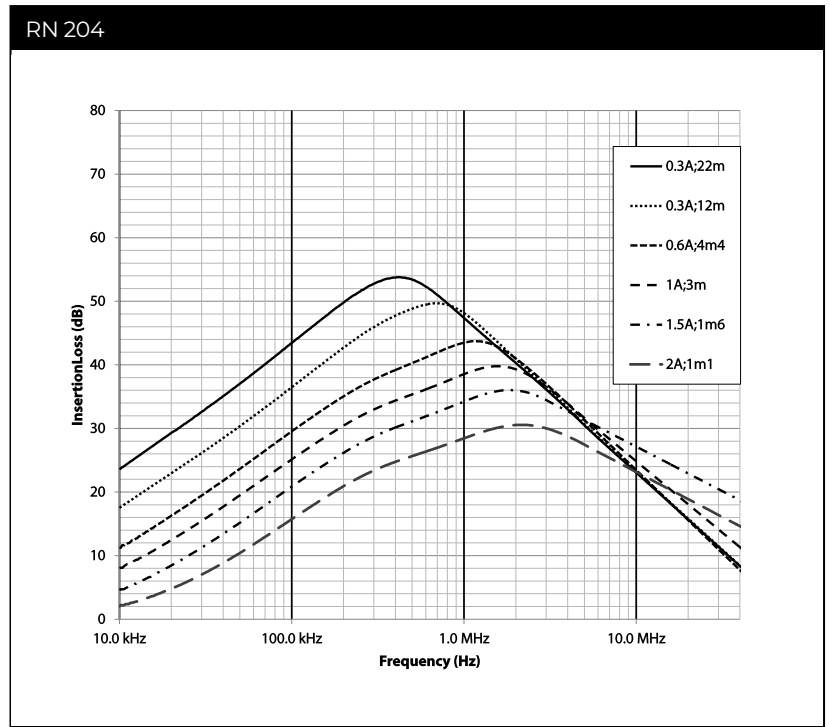
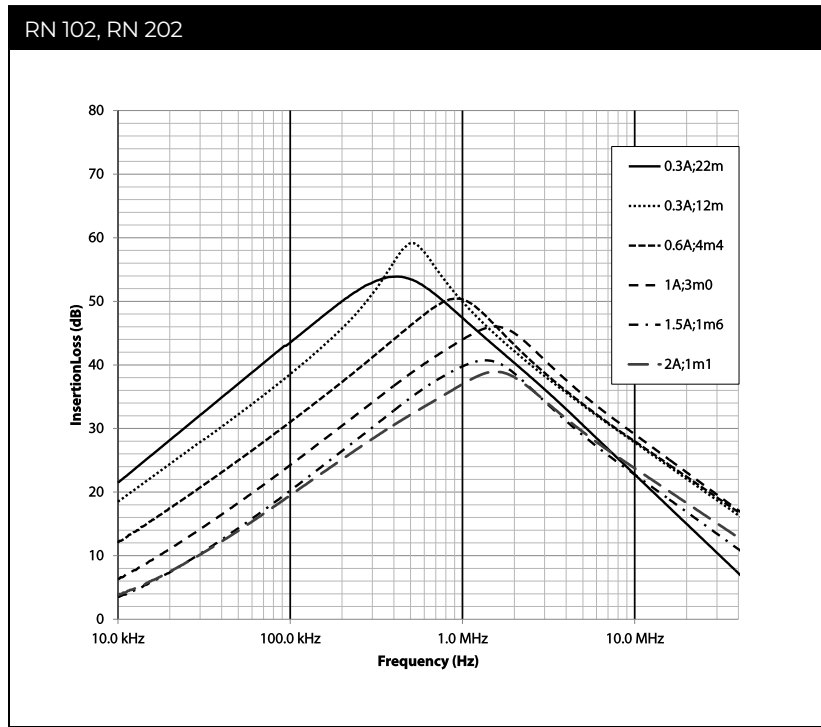
Graph on the left side applies to RN with rated ambient temperature of 40 °C, right side for rated ambient temperature of 60 °C.

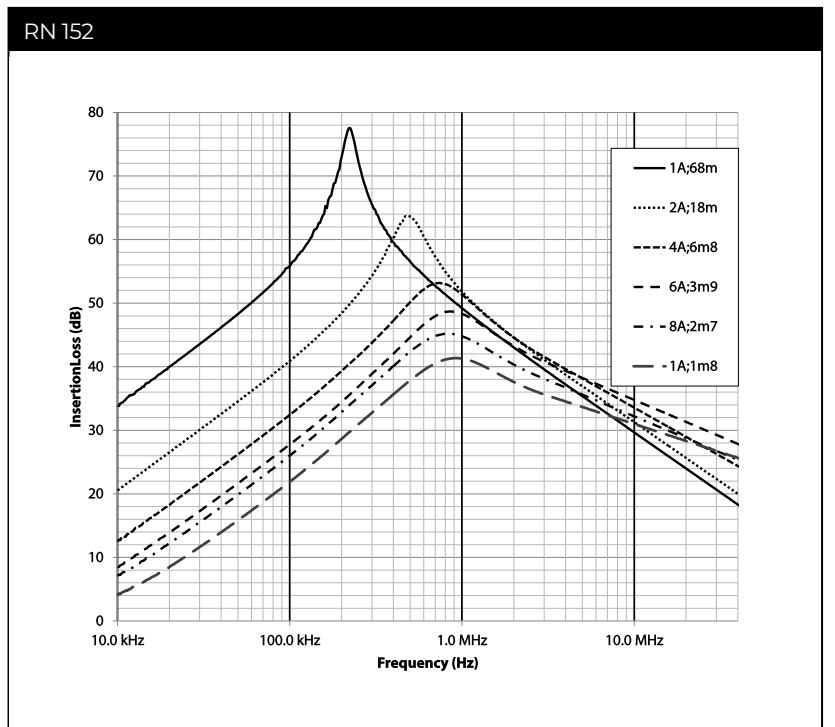
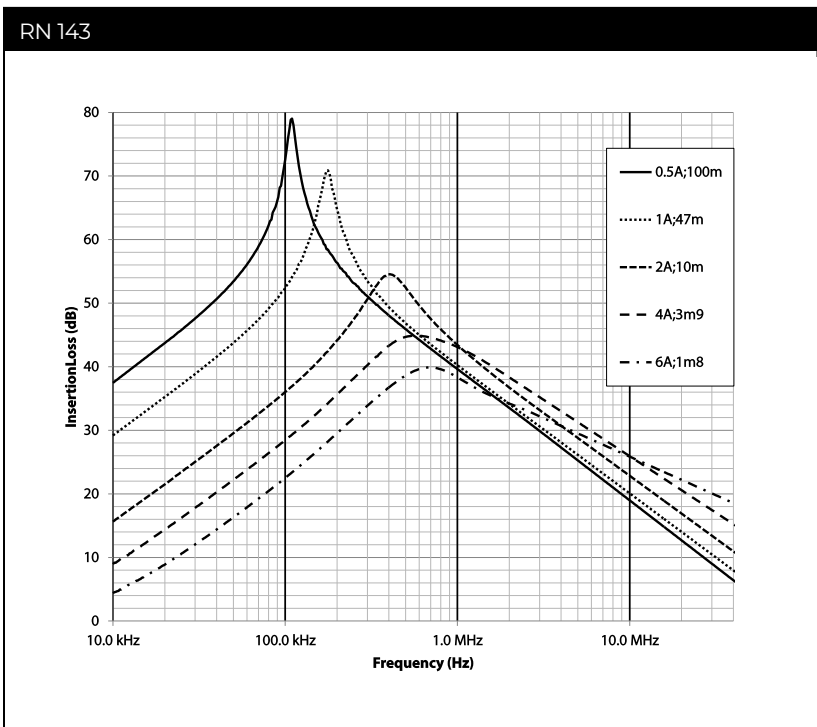
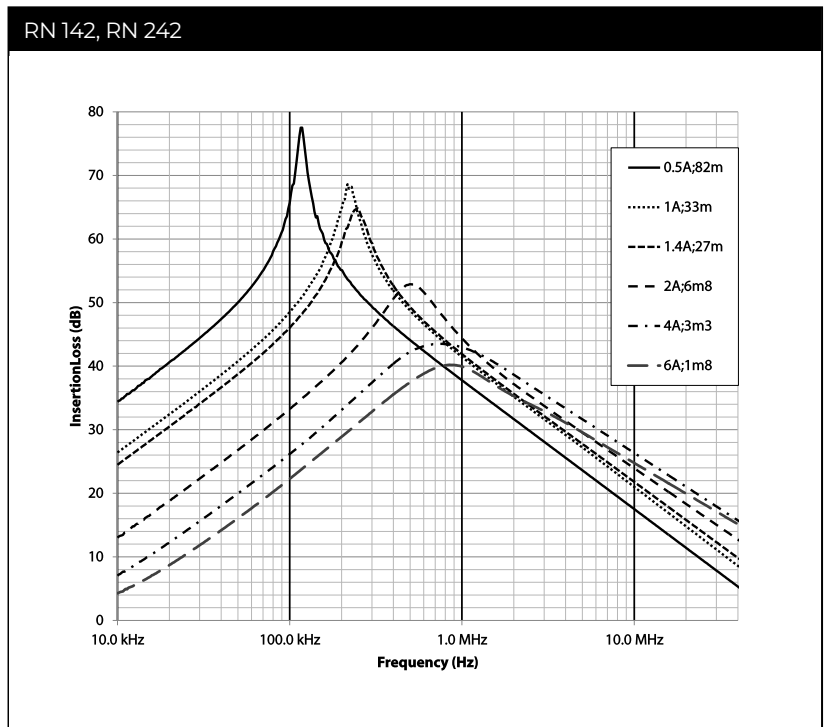
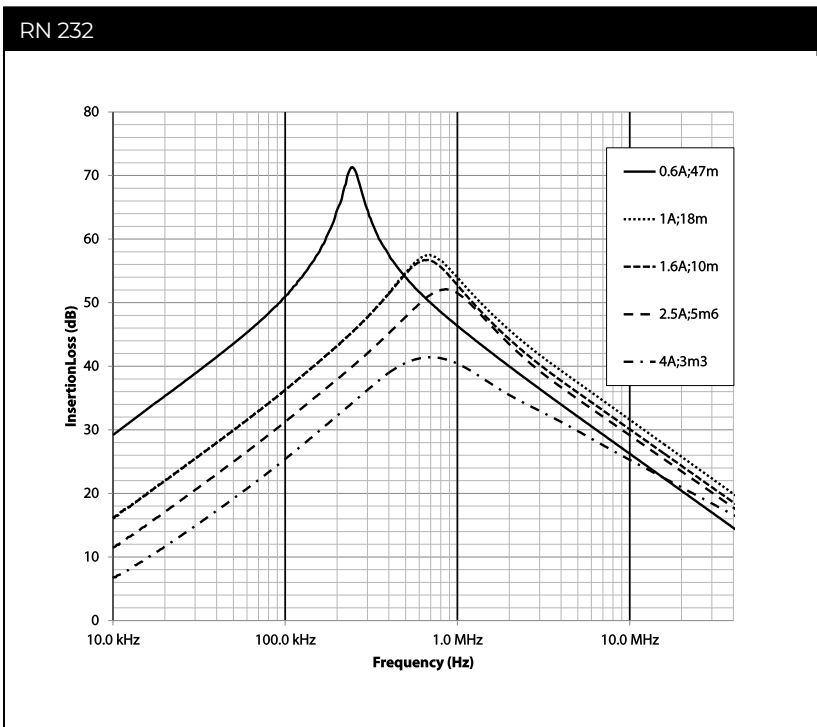
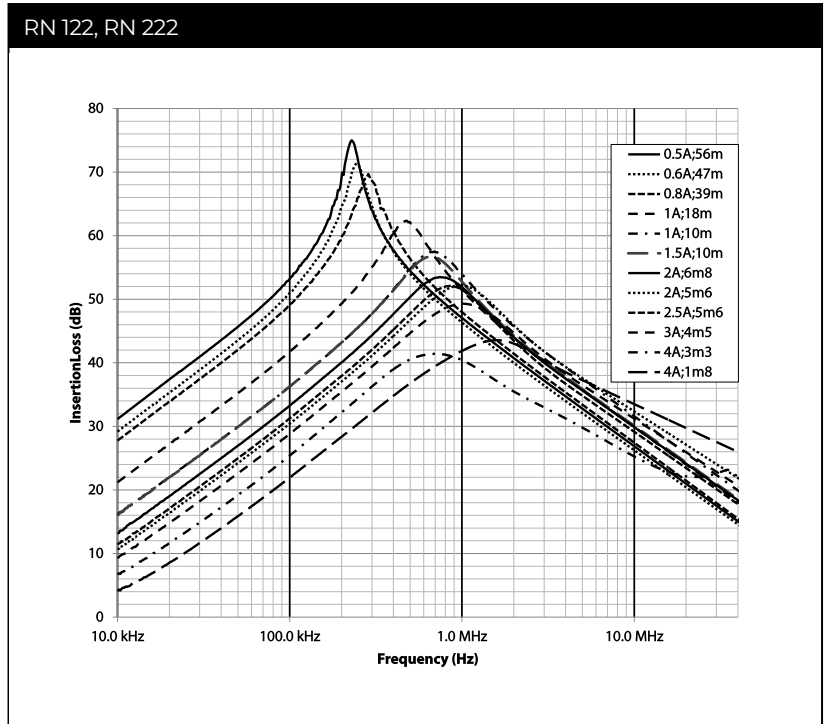
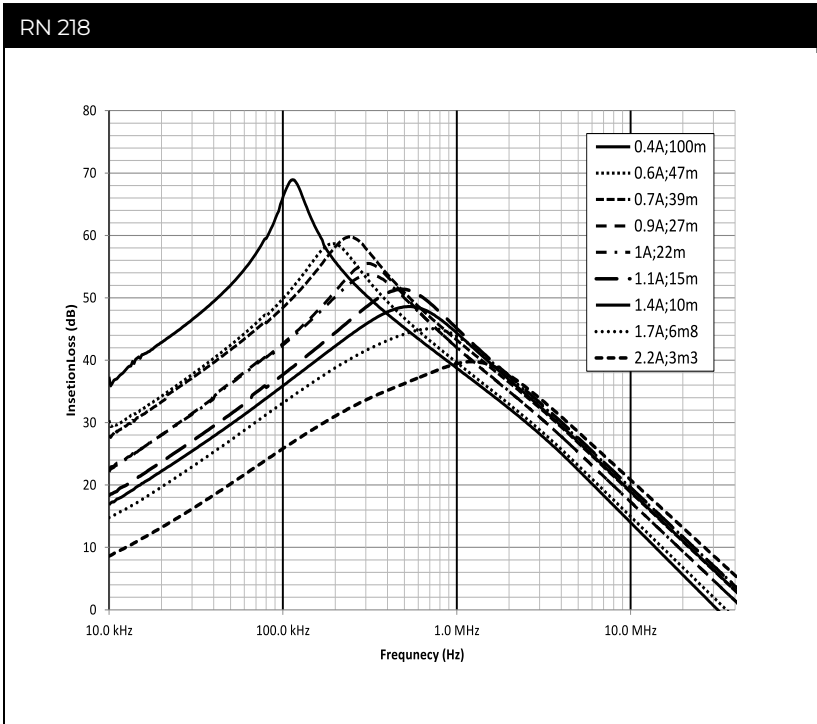


Typical Attenuation/Resonance Frequency Characteristics

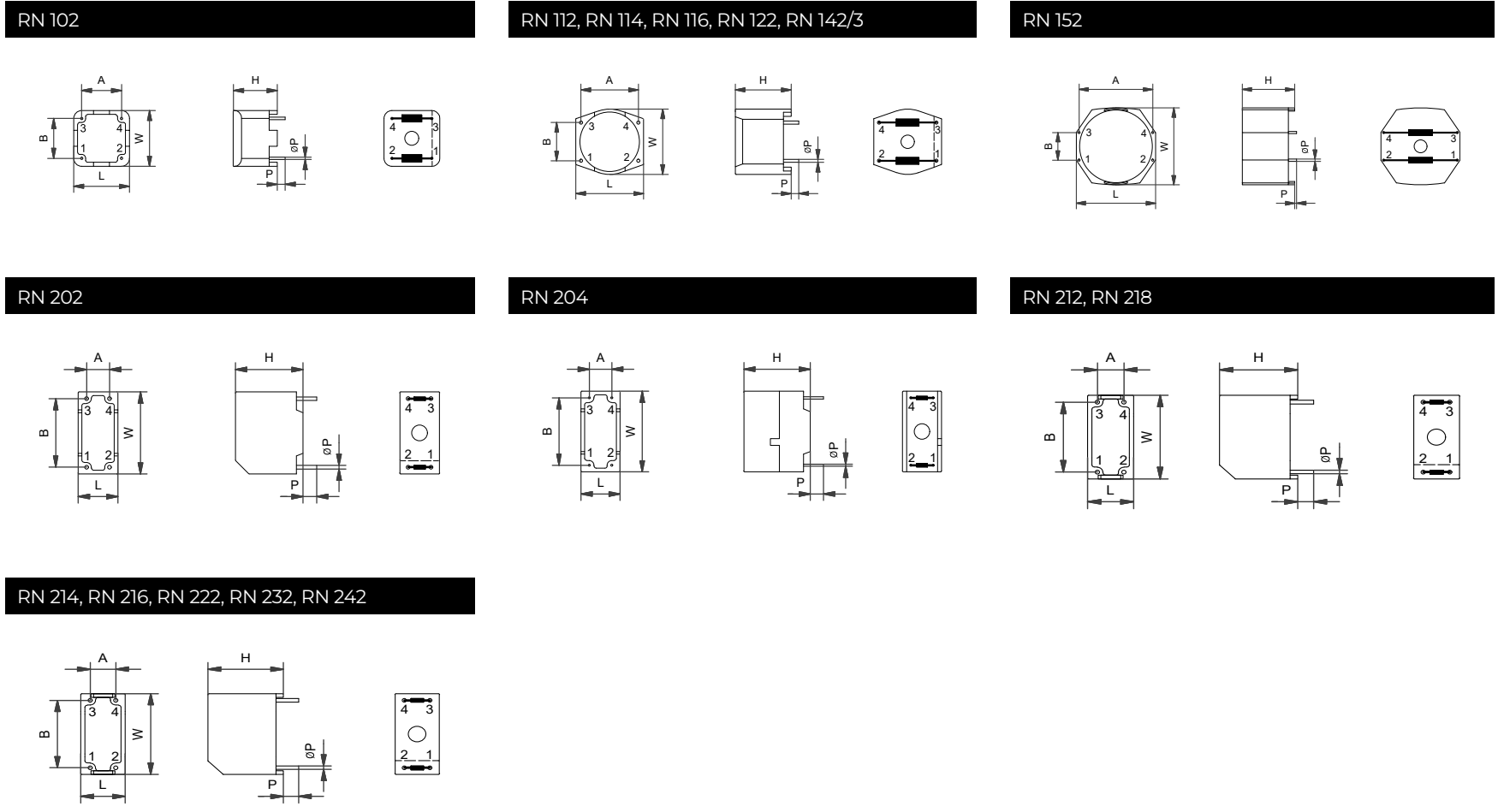
Per CISPR 17; 50 Ω/50 Ω asym

X can be exchanged with either 1 or 2 for different housing configuration, attenuation is similar





Mechanical Data



Pin material: Steel (base), Cu (under plating), Sn (final plating 6µm)

Dimensions

| | A (±0.6 mm) | B (±0.6 mm) | H (±0.3 mm) | L (±0.3 mm) | W (±0.3 mm) | P (±0.5 mm) | ØP (±0.1 mm) |
|---------------|------------------------------|------------------------------|------------------------------|------------------------------|------------------------------|------------------------------|-------------------------------|
| RN 102 | 10.0 mm | 10.0 mm | 9.0 mm | 14.0 mm | 14.0 mm | 4.0 mm | 0.6 mm |
| RN 112 | 15.0 mm | 10.0 mm | 12.6 mm | 17.7 mm | 17.1 mm | 4.0 mm | 0.8 mm |
| RN 114 | 20.1 mm | 12.5 mm | 13.2 mm | 22.5 mm | 21.5 mm | 4.0 mm | 0.8 mm |
| RN 116 | 20.1 mm | 12.5 mm | 13.2 mm | 22.5 mm | 21.5 mm | 4.0 mm | 0.8 mm |
| RN 122 | 25.0 mm | 15.0 mm | 16.5 mm | 28.0 mm | 27.0 mm | 4.0 mm | 0.8 mm |
| RN 142 | 30.0 mm | 20.0 mm | 19.7 mm | 33.1 mm | 32.5 mm | 4.3 mm | 0.8 mm |
| RN 143 | 30.0 mm | 20.0 mm | 19.7 mm | 33.1 mm | 32.5 mm | 4.3 mm | 0.8 mm |
| RN 152 | 40.0 mm | 15.0 mm | 25.0 mm | 43.0 mm | 41.8 mm | 4.5 mm | 1.2 mm |
| RN 202 | 5.1 mm | 15.2 mm | 13.5 mm | 8.8 mm | 18.2 mm | 4.5 mm | 0.8 mm |
| RN 204 | 7.6 mm | 10.0 mm | 14.3 mm | 9.0 mm | 14.0 mm | 4.0 mm | 0.5 mm |
| RN 212 | 10.0 mm | 15.0 mm | 20.0 mm | 12.5 mm | 18.0 mm | 4.0 mm | 0.8 mm |
| RN 214 | 12.5 mm | 10.0 mm | 25.0 mm | 15.5 mm | 23.0 mm | 4.0 mm | 0.8 mm |
| RN 216 | 12.5 mm | 10.0 mm | 25.0 mm | 15.5 mm | 23.0 mm | 4.0 mm | 0.8 mm |
| RN 218 | 10.0 mm | 12.5 mm | 20.0 mm | 12.5 mm | 18.0 mm | 4.0 mm | 0.8 mm |
| RN 222 | 15.0 mm | 12.5 mm | 29.3 mm | 18.0 mm | 31.0 mm | 4.0 mm | 0.8 mm |
| RN 232 | 15.0 mm | 12.5 mm | 34.3 mm | 18.0 mm | 31.0 mm | 4.2 mm | 0.8 mm |
| RN 242 | 15.0 mm | 12.5 mm | 34.3 mm | 18.0 mm | 31.0 mm | 4.2 mm | 0.8 mm |

Please visit www.schaffner.com to find more details on filter connections.

Headquarters, Global Innovation and Development

Switzerland

Schaffner Holding AG

Industrie Nord
 Nordstrasse 11e
 4542
 Luterbach
 +41 32 681 66 26
info@schaffner.com

Sales and Application Centers

China

Schaffner EMC Ltd. Shanghai

T20-3 C, No 565 Chuangye Road, Pudong district
 201201
 Shanghai
 +86 2138139500
cschina@schaffner.com

Finland

Schaffner Oy

Sauvonrinne 19 H
 8500
 Lohja
 +358 50 468 7284
finlandsales@schaffner.com

France

Schaffner EMC S.A.S.

16-20 Rue Louis Rameau
 95875
 Bezons
 +33 1 34 34 30 60
francesales@schaffner.com

Germany

Schaffner Deutschland GmbH

Schoemperlenstrasse 12B
 76185
 Karlsruhe
 +49 721 56910
germanysales@schaffner.com

India

Schaffner India Pvt. Ltd

Regus World Trade Centre
 WTC, 22nd Floor Unit No 2238, Brigade Gateway Campus, 26/1, Dr. Rajkumar Road Malleshwaram (W)
 560055
 Bangalore
 +91 8067935355
indiasales@schaffner.com

Italy

Schaffner EMC S.r.l.

Via Ticino, 30
 20900
 Monza (MB)
 +39 039 21 41 070
italysales@schaffner.com

Japan

Schaffner EMC K.K.

ISM Sangenjaya 7F
 1-32-12 Kamiyama, Setagaya-ku
 154-0011
 Tokyo
 +81 3 5712 3650
japansales@schaffner.com

Singapore

Schaffner EMC Pte Ltd.

Blk 3015A Ubi Road 1, #05-09, Kampong Ubi Industrial Estate
 408705
 Singapore
 +65 63773283
singaporesales@schaffner.com

Spain

Schaffner EMC España

Calle Caléndula 93, Miniparc III, Edificio E El Soto de Moraleja, Alcobendas
 28109
 Madrid
 +34 917 912 900
spainsales@schaffner.com

Sweden

Schaffner EMC AB

Östermalmstrorg 1
 114 42
 Stockholm
 +46 8 5050 2425
swedensales@schaffner.com

Switzerland

Schaffner EMV AG

Industrie Nord
 Nordstrasse 11e
 4542
 Luterbach
 +41 32 681 66 26
switzerlandsales@schaffner.com

Taiwan

Schaffner EMV Ltd.

U-Town
 20 Floor-2, No 97, Section 1, XinTai 5th Road, XiZhi District
 22175
 New Taipei City
 +886 226975500
taiwansales@schaffner.com

Thailand

Schaffner EMC Co. Ltd.

Sathorn Square Tower
 Room 3780, 37FL, 98 North-Sathorn Rd, Silom, Bangrak
 10500
 Bangkok
 +66 621056397
thailandsales@schaffner.com

United Kingdom

Schaffner Ltd.

1, Oakmede Place
 Terrace Road
 RG42 4JF
 Binfield
 +44 118 9770070
uksales@schaffner.com

United States

Schaffner EMC Inc.

52 Mayfield Avenue
 Edison, New Jersey
 +1 732 225 9533
usasales@schaffner.com

To find your local partner within Schaffner's global network schaffner.com

© 2022 Schaffner Group

The content of this document has been carefully checked and understood. However, neither Schaffner nor its subsidiaries assume any liability whatsoever for any errors or inaccuracies of this document and the consequences thereof. Published specifications are subject to change without notice. Product suitability for any area of application must ultimately be determined by the customer. In all cases, products must never be operated outside their published specifications. Schaffner does not guarantee the availability of all published products. This disclaimer shall be governed by substantive Swiss law and resulting disputes shall be settled by the courts at the place of business of Schaffner Holding AG. Latest publications and a complete disclaimer can be downloaded from the Schaffner website. All trademarks recognized.