

THIS DRAWING IS UNPUBLISHED. RELEASED FOR PUBLICATION
 © COPYRIGHT BY TYCO ELECTRONICS CORPORATION. ALL RIGHTS RESERVED.

LOC		DIST		REVISIONS			
AD	00	P	LTR	DESCRIPTION	DATE	DWN	APVD
		C		REVISED PER ECO-08-015580	24JUN08	HMR	MS

SPECIFICATIONS:

MATERIALS:
 BASE: PPS UL94V-0
 COVER: PPS UL94V-0
 ACTUATOR: LCP UL94V-0
 MOVING CONTACT: COPPER ALLOY, GOLD OVER NICKEL PLATE
 FIXED CONTACT/TERMINAL: COPPER ALLOY, GOLD OVER NICKEL PLATE

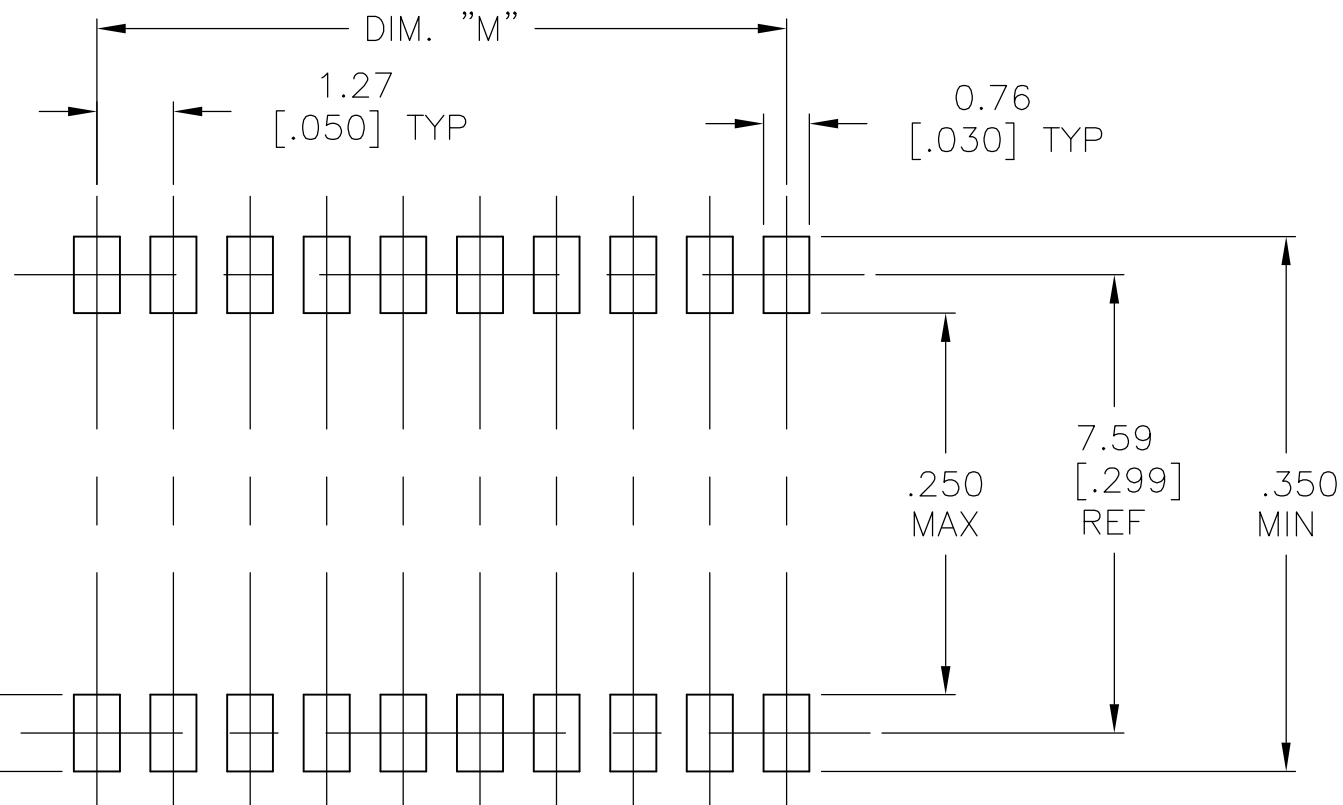
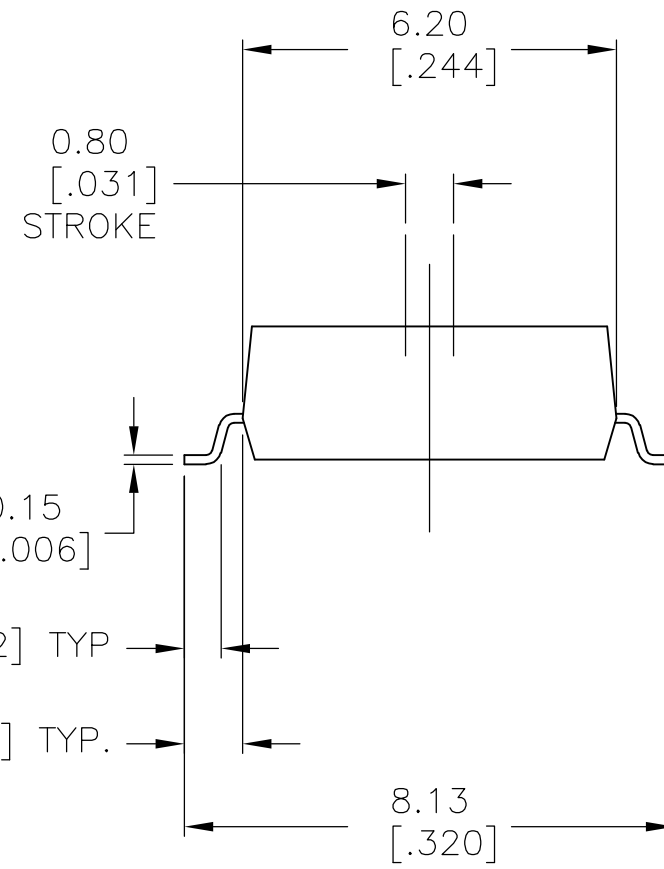
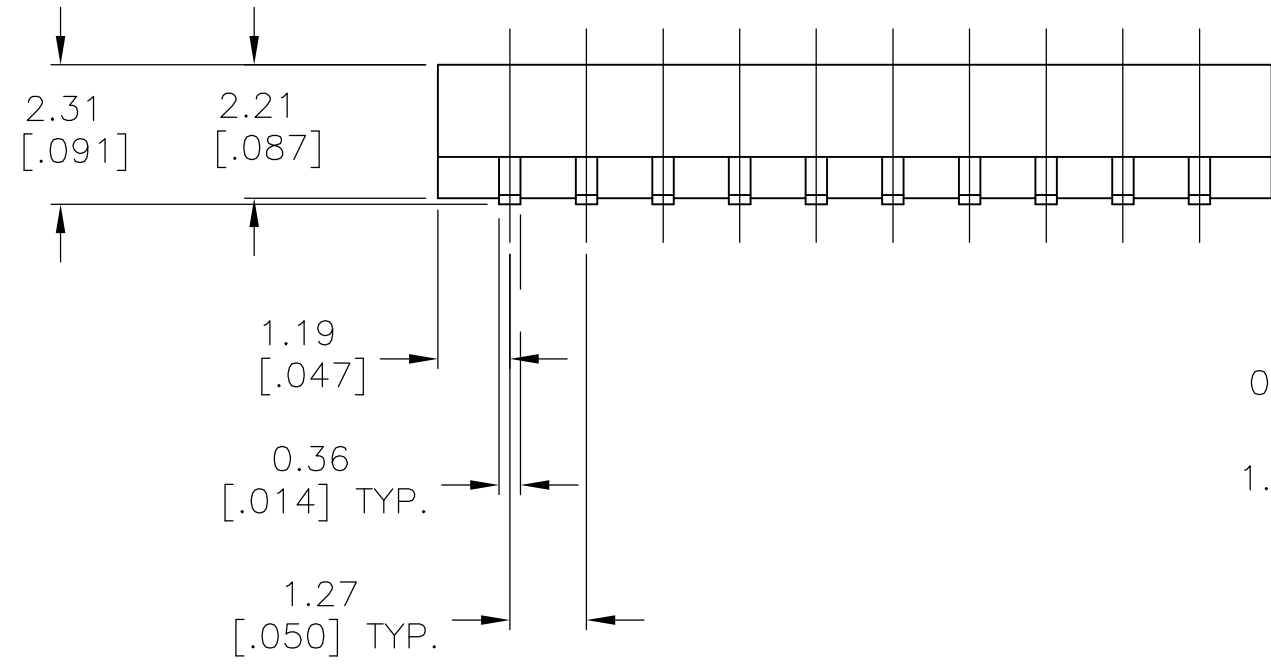
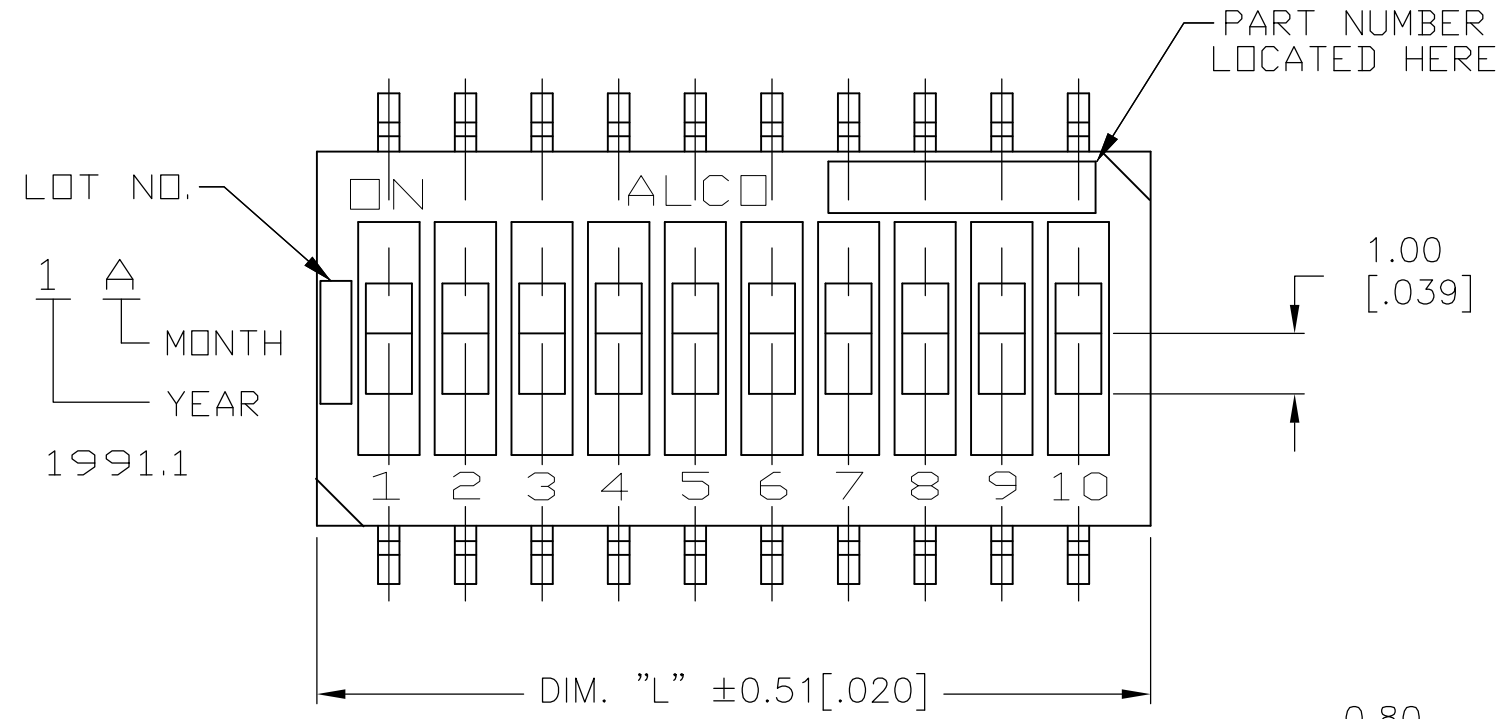
ELECTRICAL:
 CONTACT RATING: NON-SWITCHING 100mA @ 50 VDC
 SWITCHING: 25mA @ 24 VDC.
 INITIAL CONTACT RESISTANCE: 100mΩ MAX. @ 2 VDC, 10 mA.
 INSULATION RESISTANCE: 100 MEGOHMS MIN. @ 100 VDC.
 DIELECTRIC STRENGTH: 300 VAC. 1 MINUTE.
 LIFE: 1,000 CYCLES.

MECHANICAL:
 OPERATING FORCE: 600G MAX.

ENVIRONMENTAL:
 OPERATING TEMPERATURE: -22°F TO +185°F (-30°C TO +85°C).
 STORAGE TEMPERATURE: -49°F TO +212°F (-45°C TO +100°C).
 SOLDER HEAT RESISTANCE PER 109-201, CONDITION B
 SOLDERABILITY PER JIS C 0050 & JIS C 0053

NOTES:

- 1 PARTS WITH 'ON' SUFFIX SUPPLIED IN THE ON POSITION.
2. SUPPLIED WITH TAPE SEAL STANDARD.
3. FOR TAPE AND REEL PACKAGING- PART NO. GDHXXSTR SEE MODEL NUMBER CHART BELOW.
- 4 FOR NO SEAL OPTION = NS.
5. ALL MATERIALS AND FINISHES SHALL COMPLY WITH EU DIRECTIVE 2002/95/EC OF 27 JAN 2003 (ROHS)



1.27 [0.050] REF TYP
P.C.B. PAD LAYOUT
 PCB LAYOUT TOLERANCES ±002
 ON ALL DIMENSIONS

1	11.43 [.450]	13.82 [.544]	10	NONE	GDH010STRNS04	1-1571983-6
	1.27 [.050]	3.66 [.144]	2	TAPE	GDH02STRON04	1-1571983-5
	11.43 [.450]	13.82 [.544]	10	TAPE	GDH010STR04	1-1571983-4
	11.43 [.450]	13.82 [.544]	10	TAPE	GDH010S04	1-1571983-3
4	8.89 [.350]	11.28 [.444]	8	NONE	GDH08STRNS04	1-1571983-2
	8.89 [.350]	11.28 [.444]	8	TAPE	GDH08STR04	1-1571983-1
	8.89 [.350]	11.28 [.444]	8	TAPE	GDH08S04	1-1571983-0
	6.35 [.250]	8.74 [.344]	6	TAPE	GDH06STR04	1571983-9
	6.35 [.250]	8.74 [.344]	6	TAPE	GDH06S04	1571983-8
1	3.81 [.150]	6.20 [.244]	4	TAPE	GDH04STRON04	1571983-7
4	3.81 [.150]	6.20 [.244]	4	NONE	GDH04STRNS04	1571983-6
	3.81 [.150]	6.20 [.244]	4	TAPE	GDH04STR04	1571983-5
	3.81 [.150]	6.20 [.244]	4	TAPE	GDH04S04	1571983-4
	1.27 [.050]	3.66 [.144]	2	TAPE	GDH02STR04	1571983-3
1	1.27 [.050]	3.66 [.144]	2	TAPE	GDH02SON04	1571983-2
	1.27 [.050]	3.66 [.144]	2	TAPE	GDH02S04	1571983-1
	M	L	POLE	SEAL	OLD T&B P/N	PART NUMBER

THIS DRAWING IS A CONTROLLED DOCUMENT.		DWN R BROWN 15MAR05	Tyco Electronics Corporation Harrisburg, PA 17105-3608	
DIMENSIONS: mm [INCHES]		CHK M SARVER 15MAR05	NAME DIP SWITCH GDH SERIES	
TOLERANCES UNLESS OTHERWISE SPECIFIED: 0 PLC ± - 1 PLC ± - 2 PLC ± 0.25 [.010] 3 PLC ± - 4 PLC ± - ANGLES ± 1°		APVD M SARVER 15MAR05	DRAWING NO A2 00779 C=1571983	
MATERIAL -		FINISH -	WEIGHT -	RESTRICTED TO -
		CUSTOMER DRAWING		SCALE 8:1 SHEET 1 of 1 REV C