

DESCRIPTION

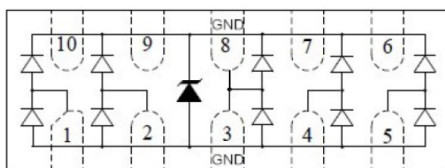
The KESD0524SP is an ultra-low capacitance Transient Voltage Suppressor (TVS) designed to protection for high-speed data interfaces. With typical capacitance of 0.2pF only, KESD0524SP is designed to protect parasitic-sensitive systems against over-voltage and over-current transient events. It complies with IEC 61000-4-2 (ESD), Level 4(±15KV air, ±8KV contact discharge), IEC61000-4-4 (electrical fast transient-EFT) (40A, 5/50ns), very fast charged device model (CDM)ESD and cable discharge event(CDE),etc.

The KESD0524SP uses ultra-small DFN2510 package. Each KESD0524SP a is device can protect four high-speed data lines. The combined features of ultra-low capacitance, ultra-small size and high ESD robustness make KESD0524SP ideal for high-speed data ports and high-frequency lines (e.g., HDMI &DVI) applications. The low clamping voltage of the KESD0524SP guarantees a minimum stress on the protected IC.

ORDERING INFORMATION

- ✧ Package: DFN2510
- ✧ Material: Halogen free
- ✧ Packing: Tape & Reel
- ✧ Quantity per reel: 3,000pcs

PIN CONFIGURATION



FEATURES

- ✧ Transient protection for high-speed data lines
 - IEC 61000-4-2(ESD) ±25KV(Air)
 - ±20KV(Contact)
 - IEC 61000-4-4(EFT)40A(5/50ns)
 - Cable Discharge Event(CDE)
- ✧ Package optimized for high-speed lines
- ✧ Ultra-small package(2.5mm*1.0mm*0.50mm)
- ✧ Protects four data lines
- ✧ Low capacitance:0.2pF for each channel
- ✧ Low leakage current
- ✧ Low clamping voltage
- ✧ Each I/O pin can withstand over 1000 ESD strikes for ±8KV contact discharge

MACHANICAL DATA

- ✧ DFN2510 package
- ✧ Flammability Rating: UL 94V-0
- ✧ Terminal: Matte tin plated.
- ✧ Packaging: Tape and Reel
- ✧ High temperature soldering guaranteed:260°C/10s
- ✧ Reel size: 7 inch

APPLICATIONS

- ✧ Serial ATA
- ✧ PCI Express
- ✧ Desktops, Servers and Notebooks
- ✧ MDDI Ports
- ✧ USB 2.0/3.0 and Data Line Protection
- ✧ Display Ports
- ✧ High Definition Multi-Media Interface (HDMI)
- ✧ Digital Visual Interface (DVI)

PACKAGE OUTLINE



ABSOLUTE MAXIMUM RATING

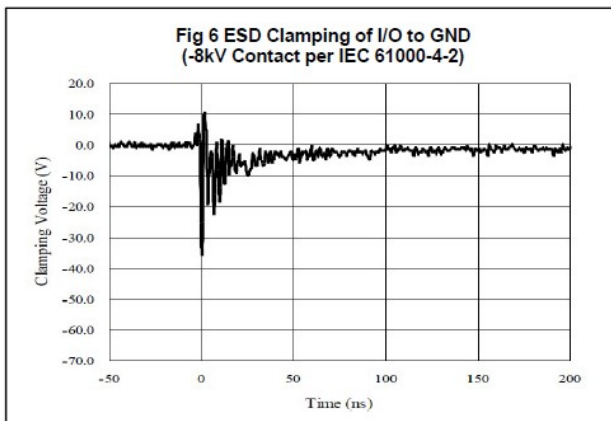
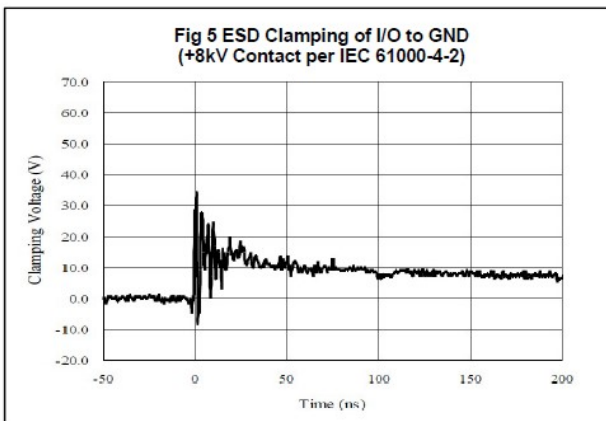
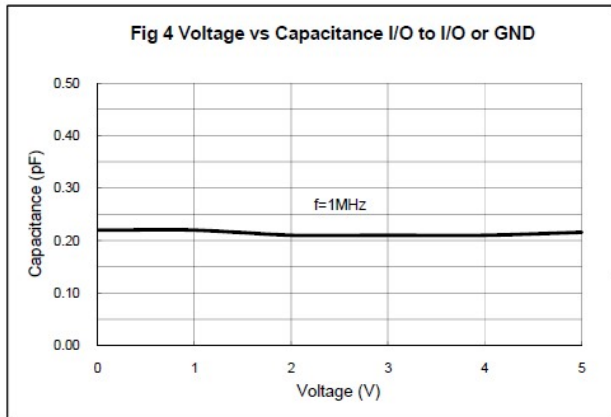
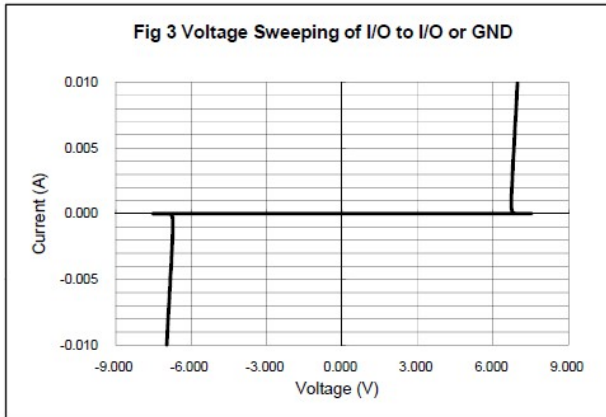
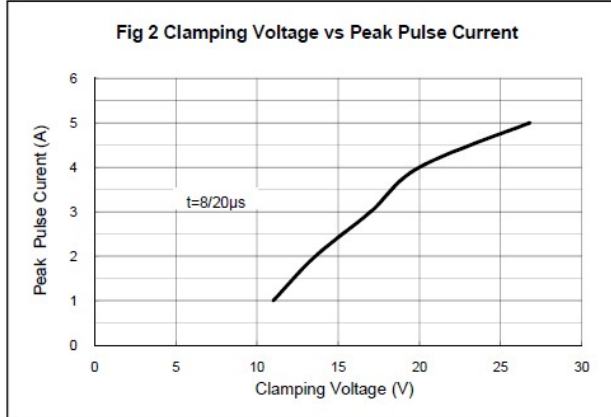
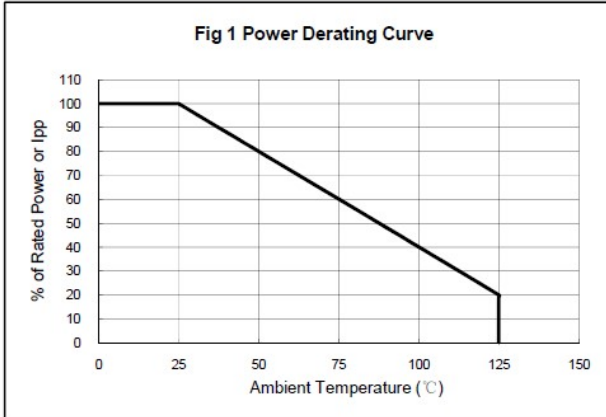
Symbol	Parameter	Value	Units
P_{PP}	Peak Pulse Power(8/20 μ s)	100	W
V_{ESD}	ESD per IEC 61000-4-2 (Air) ESD per IEC 61000-4-2 (Contact)	± 25 ± 20	kV
T_{OPT}	Operating Temperature	-55/+125	$^{\circ}$ C
T_{STG}	Storage Temperature	-55/+150	$^{\circ}$ C

ELECTRICAL CHARACTERISTICS ($T_{amb}=25^{\circ}$ C)

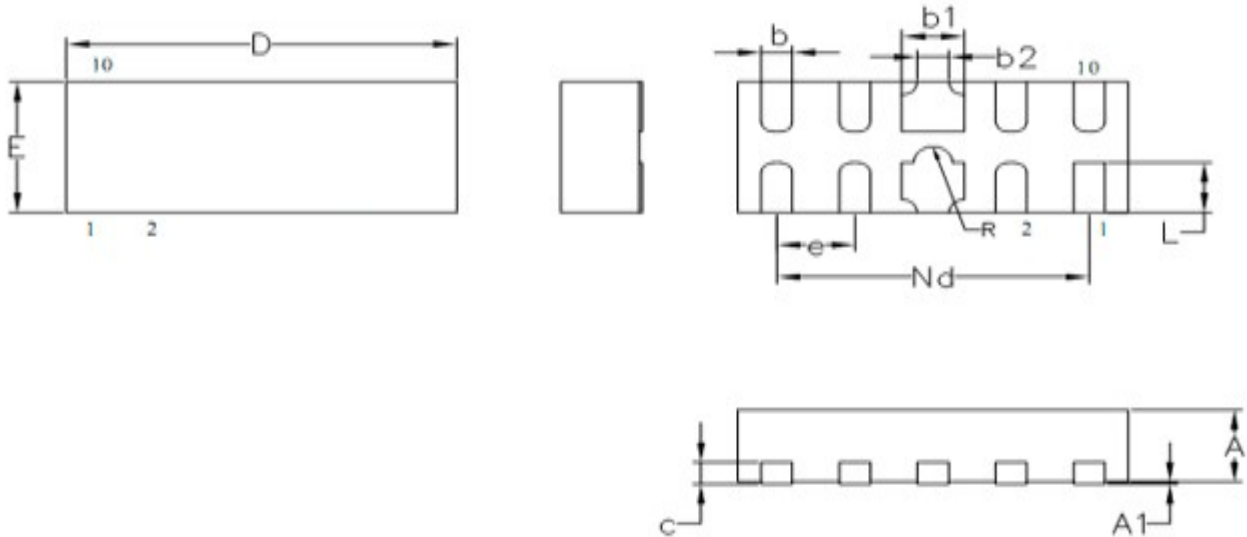
Symbol	Parameter	Test Condition	Min	Typ	Max	Units
V_{RWM}	Reverse Working Voltage	Any I/O pin to GND			5.0	V
V_{BR}	Reverse Breakdown Voltage	$I_T = 1mA$ Any I/O pin to GND	6.0		10.0	V
I_R	Reverse Leakage Current	$V_{RWM} = 5V$ Any I/O pin to GND			1.0	μ A
V_C	Clamping Voltage	$I_{PP} = 1A, t_p = 8/20\mu s$ Any I/O pin to GND			15	V
		$I_{PP} = 4A, t_p = 8/20\mu s$ Any I/O pin to GND			25	V
C_{ESD}	Parasitic Capacitance	$V_R = 0V, f = 1MHz$ Between I/O and GND		0.2	0.25	pF
C_{ESD}	Parasitic Capacitance	$V_R = 0V, f = 1MHz$ Between I/O and I/O		0.2	0.25	pF

Note: I/O pins are pin 1,2,4,5, GND pins are pin 3,8.

ELECTRICAL CHARACTERISTICS CURVE



DFN2510 PACKAGE OUTLINE DIMENSIONS



Symbol	Dimensions (mm)		
	Min.	Nom.	Max.
D	2.45	2.50	2.55
E	0.95	1.00	1.05
b1	0.35	0.40	0.45
b2	0.20REF		
b	0.15	0.20	0.25
L	0.33	0.38	0.43
Nd	2.00BSC		
e	0.50BSC		
R	0.10	0.125	0.15
A	0.45	0.50	0.55
c	0.15REF		
A1	0.00	-	0.05