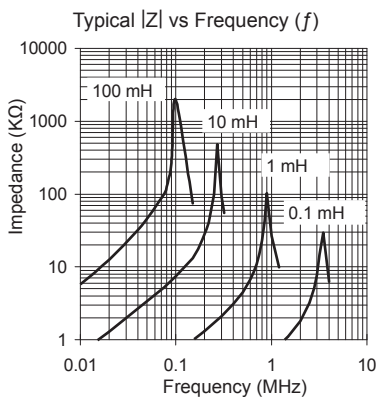
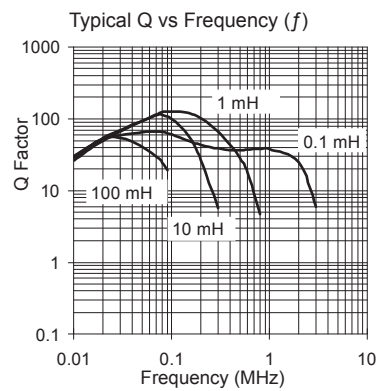
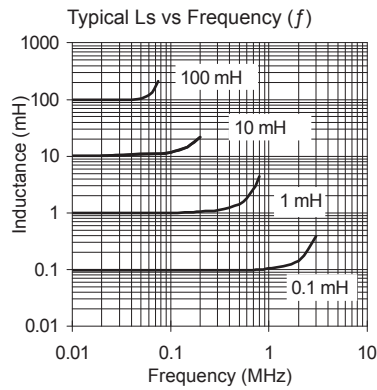
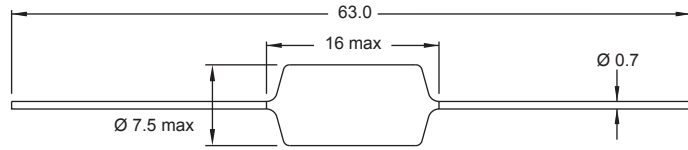



XHBCC



Part No	Inductance L (μH)	f _L (kHz)	Tol ± (%)	Q min	f ₀ (kHz)	SRF min (MHz)	DCR max (Ω)	Rated DC Current (mA)	
								I ₁	I _{sat}
XHBCC-101X-YY	100	20	10	30	796	2.50	0.24	1620	1860
XHBCC-151X-YY	150	20	10	30	796	2.10	0.39	1260	1510
XHBCC-221X-YY	220	20	10	25	796	1.80	0.49	1120	1260
XHBCC-331X-YY	330	20	10	25	796	1.40	0.83	870	1030
XHBCC-471X-YY	470	20	10	25	796	1.10	1.40	655	875
XHBCC-681X-YY	680	20	5,10	65	252	1.00	1.80	590	715
XHBCC-102X-YY	1000	20	5,10	70	252	0.75	2.70	485	595
XHBCC-152X-YY	1500	20	5,10	60	252	0.60	4.40	375	485
XHBCC-172X-YY	1700	20	5,10	60	252	0.50	5.0	335	415
XHBCC-202X-YY	2000	20	5,10	60	252	0.51	5.2	345	435
XHBCC-222X-YY	2200	20	5,10	55	252	0.50	5.5	335	415
XHBCC-242X-YY	2400	20	5,10	55	252	0.49	5.6	330	380
XHBCC-252X-YY	2500	20	5,10	50	252	0.46	5.9	325	375
XHBCC-272X-YY	2700	20	5,10	50	252	0.45	6.1	320	360
XHBCC-302X-YY	3000	20	5,10	50	252	0.44	6.5	310	340
XHBCC-332X-YY	3300	20	5,10	45	252	0.42	7.2	295	320
XHBCC-352X-YY	3500	20	5,10	45	252	0.35	7.6	285	310
XHBCC-362X-YY	3600	20	5,10	45	252	0.34	7.9	280	305
XHBCC-452X-YY	4500	20	5,10	40	252	0.34	10	245	275
XHBCC-472X-YY	4700	20	5,10	40	252	0.34	12	230	270
XHBCC-532X-YY	5300	20	5,10	35	252	0.31	13	225	255
XHBCC-682X-YY	6800	20	5,10	95	79.6	0.23	16	195	225
XHBCC-103X-YY	10000	20	5,10	90	79.6	0.21	28	150	185
XHBCC-153X-YY	15000	20	5,10	90	79.6	0.19	35	130	155
XHBCC-223X-YY	22000	20	5,10	70	79.6	0.14	52	110	125
XHBCC-333X-YY	33000	20	5,10	30	79.6	0.10	80	90	105
XHBCC-473X-YY	47000	20	5,10	55	25	0.08	97	80	85
XHBCC-683X-YY	68000	20	5,10	55	25	0.07	150	65	70
XHBCC-104X-YY	100000	20	5,10	40	25	0.06	245	50	60

Material : Ferrite

Revision date : 04 Sept 2012

SPQ :

Packing Form	Reel	Taped / Ampopack
Axial	800 [-01]	300 [-02]

Remark : I₁ & I_{sat} - see description in Technical Data

Leaded Inductors (Fixed Choke Coils)

Leaded Inductors