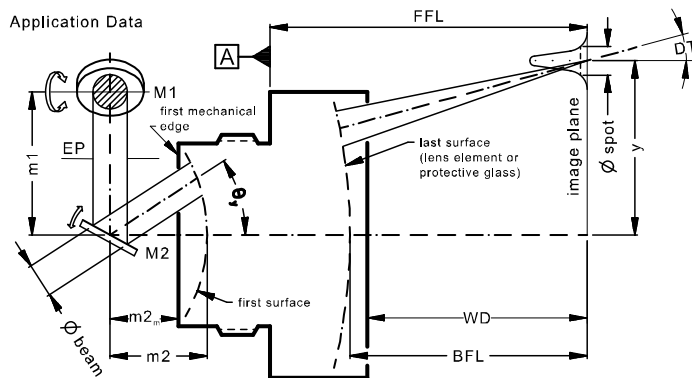


LINOS F-Theta-Ronar Lens

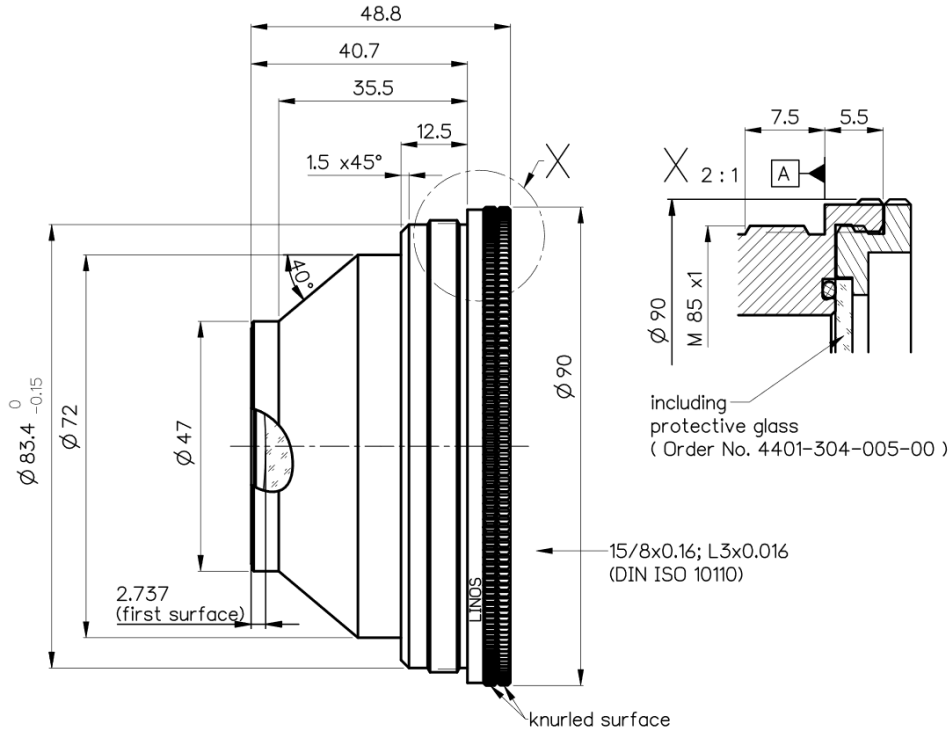
f = 160mm, 532nm



Part number	4401-305-000-21		
Design wavelength	λ	(nm)	532
Effective focal length	EFL	(mm)	159.5
Back focal length	BFL	(mm)	181.8
Working distance	WD	(mm)	176.1
Flange focal length	FFL	(mm)	184.4
Beam diameter 1/e ² truncated	$\varnothing_{\text{beam}}$	(mm)	10.0
Recommended mirror distance m1	m1	(mm)	16.0
Recommended mirror distance m2	m2	(mm)	12.0
Recommended mirror distance m2 _{mechanical}	m2 _m	(mm)	9.3
Scan angle	$\pm\theta_{x,y}$	(°)	17.7
Scan area (edge length of scan field)	2x * 2y	(mm ²)	98 x 98
Spot diameter	$\varnothing_{\text{spot}}$	(μm)	16
Total transmission @ 532nm	T	(%)	> 96
LIDT coating @ 532nm, 6ns, 100Hz		(J/cm ²)	6
Focused back reflex positions from first surface		(mm)	9.2; 16.0; 43.9; 44.2; 44.6
Weight		(g)	355
Protective glass	PG		4401-304-005-00

Optical parameters calculated for a 1-mirror system
 Subject to technical change

Mechanical drawing

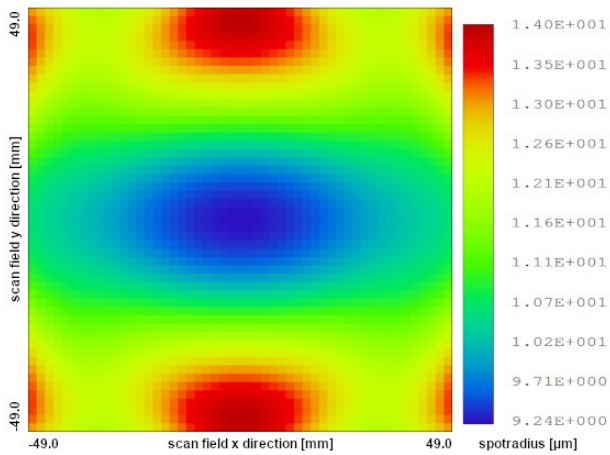


Dimensions without tolerances are nominal values and illustration not to scale

Spot variation over scanfield

Spot radius in μm at $1/e^2$ level for a Gaussian laser beam ($M^2=1$) field size and mirror distances as given above for a 2 mirror scan system

10mm diameter at $1/e^2$ truncated



Notes



For technical explanations, see our homepage.

In a 1-mirror system, the entrance pupil (EP) is the position of the scan mirror. In a 2-mirror system, it is the point where the scan mirrors should be placed around symmetrically to reach specified performance.