



# TAOGLAS®



# Datasheet

## [Model Name]

**Part No:**  
TFX62.A

## Description


TFX62.A - Cellular Transparent Antenna

## Features:

LTE 690 to 960MHz/1710 to 2170MHz/ 2500 to 2690MHz  
Worldwide 4G Bands  
Efficiencies up to 60%  
Transparent Ultra Low Profile  
Dimensions: 110mm \* 160mm  
Connector: FAKRA D (M) Violet  
RoHS & Reach Compliant

<b>1.</b>	<b>Introduction</b>	<b>2</b>
<b>2.</b>	<b>Specification</b>	<b>3</b>
<b>3.</b>	<b>Antenna Characteristics</b>	<b>5</b>
<b>4.</b>	<b>Radiation Patterns</b>	<b>9</b>
<b>5.</b>	<b>Mechanical Drawing</b>	<b>19</b>
<b>6.</b>	<b>Packaging</b>	<b>20</b>
<hr/>		
	Changelog	21

Taoglas makes no warranties based on the accuracy or completeness of the contents of this document and reserves the right to make changes to specifications and product descriptions at any time without notice. Taoglas reserves all rights to this document and the information contained herein. Reproduction, use or disclosure to third parties without express permission is strictly prohibited.



# 1. Introduction



The TFX62 is a first of its kind, transparent antenna designed to cover worldwide 4G bands. The TFX62 has been expertly engineered by Taoglas with innovation in mind. The transparent flexible antennas are an alternative to standard Flexible PCB antennas where the user may want to install an antenna in a covert area or on a surface they may want to keep semi visible.

Typical Applications Include:

- Automotive and Commercial Transportation
- EV Charging and Parking Bays
- Digital Signage and Display screens
- Point Of Sale Kiosks

The TFX62 is connected via a FAKRA Code D male connector for ease of installation. If a custom connector is required please contact your regional Taoglas customer support team.

## 2. Specification

Electrical								
Band	Frequency (MHz)	Efficiency (%)	Average Gain (dB)	Peak Gain (dBi)	Impedance	Polarization	Radiation Pattern	Max. input power
B5,8,13,14,18,19,20,26,27,28,29	690-960	31.0	-5.08	0.56	50 $\Omega$	Linear	Omni	2W
B1,2,3,4,9,11,21,24,25,32,34,35,36,37,39,45,50,51,70	1710-2170	44.6	-3.50	2.36				
B7,38,53,69	2500-2690	60.2	-2.21	3.29				


Mechanical	
Dimensions	110 x 160mm
Weight	5g
Material (Housing)	ABS/PC
Material (Antenna)	PET
Connector	Code D FAKRA (M) Burgundy

Environmental	
Operation Temperature	-20°C to 85°C
Storage Temperature	-20°C to 85°C
Relative Humidity	Non-condensing TBD°C TBD% RH

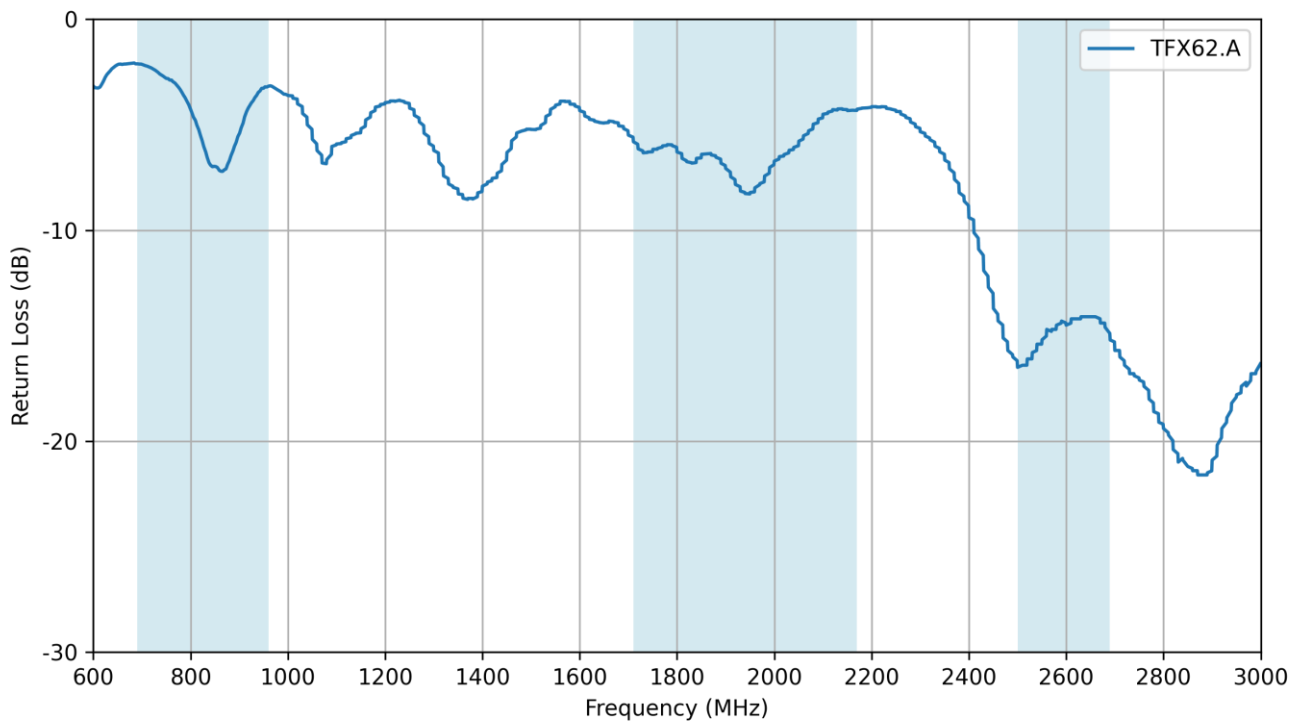
5G/4G Bands			
Band Number	5GNR / FR1 / LTE / LTE-Advanced / WCDMA / HSPA / HSPA+ / TD-SCDMA		
	Uplink	Downlink	Covered
B1	1920 to 1980	2110 to 2170	✓
B2	1850 to 1910	1930 to 1990	✓
B3	1710 to 1785	1805 to 1880	✓
B4	1710 to 1755	2110 to 2155	✓
B5	824 to 849	869 to 894	✓
B7	2500 to 2570	2620 to 2690	✓
B8	880 to 915	925 to 960	✓
B9*	1749.9 to 1784.9	1844.9 to 1879.9	✓
B11	1427.9 to 1447.9	1475.9 to 1495.9	✓
B12	699 to 716	729 to 746	*
B13	777 to 787	746 to 756	✓
B14	788 to 798	758 to 768	✓
B17	704 to 716	734 to 746	*
B18	815 to 830	860 to 875	✓
B19	830 to 845	875 to 890	✓
B20	832 to 862	791 to 821	✓
B21	1447.9 to 1462.9	1495.9 to 1510.9	✓
B22*	3410 to 3490	3510 to 3590	✓
B23*	2000 to 2020	2180 to 2200	✓
B24	1626.5 to 1660.5	1525 to 1559	✓
B25	1850 to 1915	1930 to 1995	✓
B26	814 to 849	859 to 894	✓
B27*	807 to 824	852 to 869	✓
B28	703 to 748	758 to 803	✓
B29		717 to 728	✓
B30	2305 to 2315	2350 to 2360	✓
B31	452.5 to 457.5	462.5 to 467.5	*
B32		1452 to 1496	✓
B34		2010 to 2025	✓
B35		1850 to 1910	✓
B36		1930 to 1990	✓
B37		1910 to 1930	✓
B38		2570 to 2620	✓
B39		1880 to 1920	✓
B40		2300 to 2400	✓
B41		2496 to 2690	✓
B42		3400 to 3600	*
B43		3600 to 3800	*
B45		1447 to 1467	✓
B46		5150 to 5925	*
B47		5855 to 5925	*
B48		3550 to 3700	*
B49		3550 to 3700	*
B50		1432 to 1517	✓
B51		1427 to 1432	✓
B52		3300 to 3400	*
B53		2483.5 to 2495	✓
B65	1920 to 2010	2110 to 2200	✓
B66	1710 to 1780	2110 to 2200	✓
B68	698 to 728	753 to 783	*
B69		2570 to 2620	✓
B70	1695 to 1710	1995 to 2020	✓
B71	663 to 698	617 to 652	*
B72	451 to 456	461 to 466	*
B73	450 to 455	460 to 465	*
B74	1427 to 1470	1475 to 1518	✓
B75		1432 to 1517	✓
B76		1427 to 1432	✓
B77		3300 to 4200	*
B78		3300 to 3800	*
B79		4400 to 5000	*
B85	698 to 716	728 to 746	*
B87	410 to 415	420 to 425	*
B88	412 to 417	422 to 427	*

### 3. Antenna Characteristics

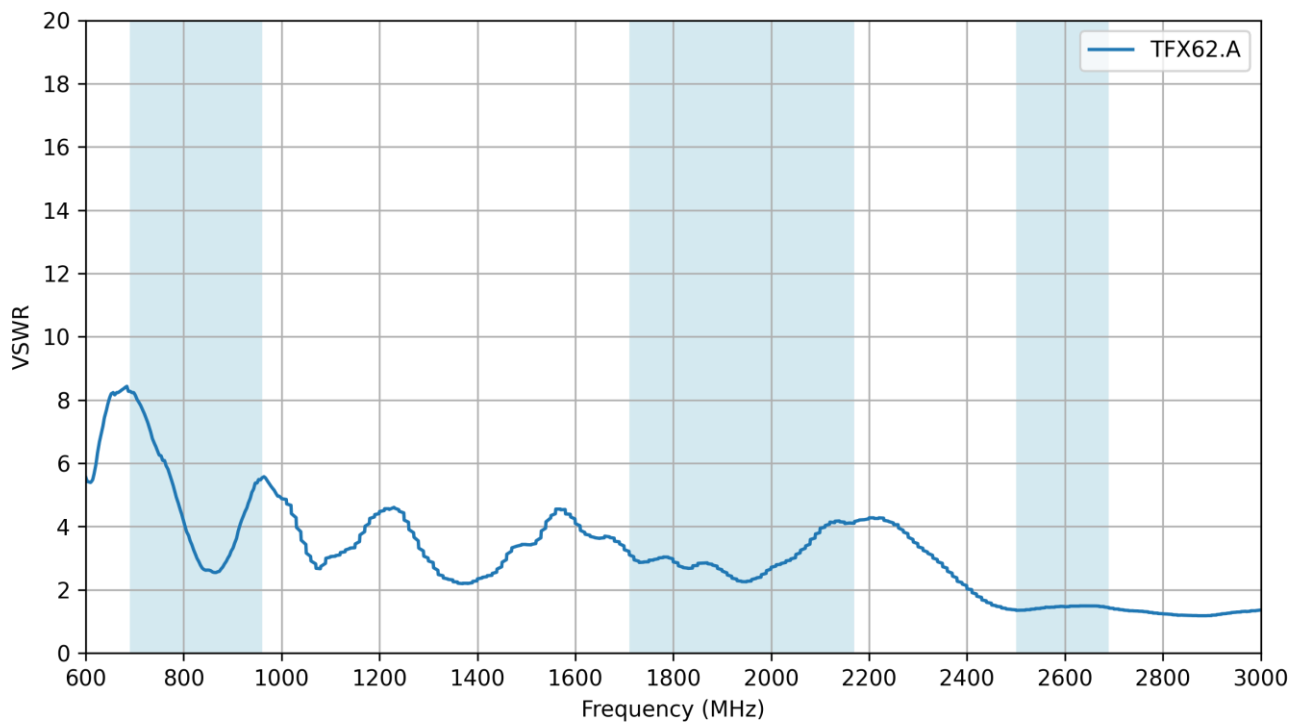
#### 3.1 Test Setup



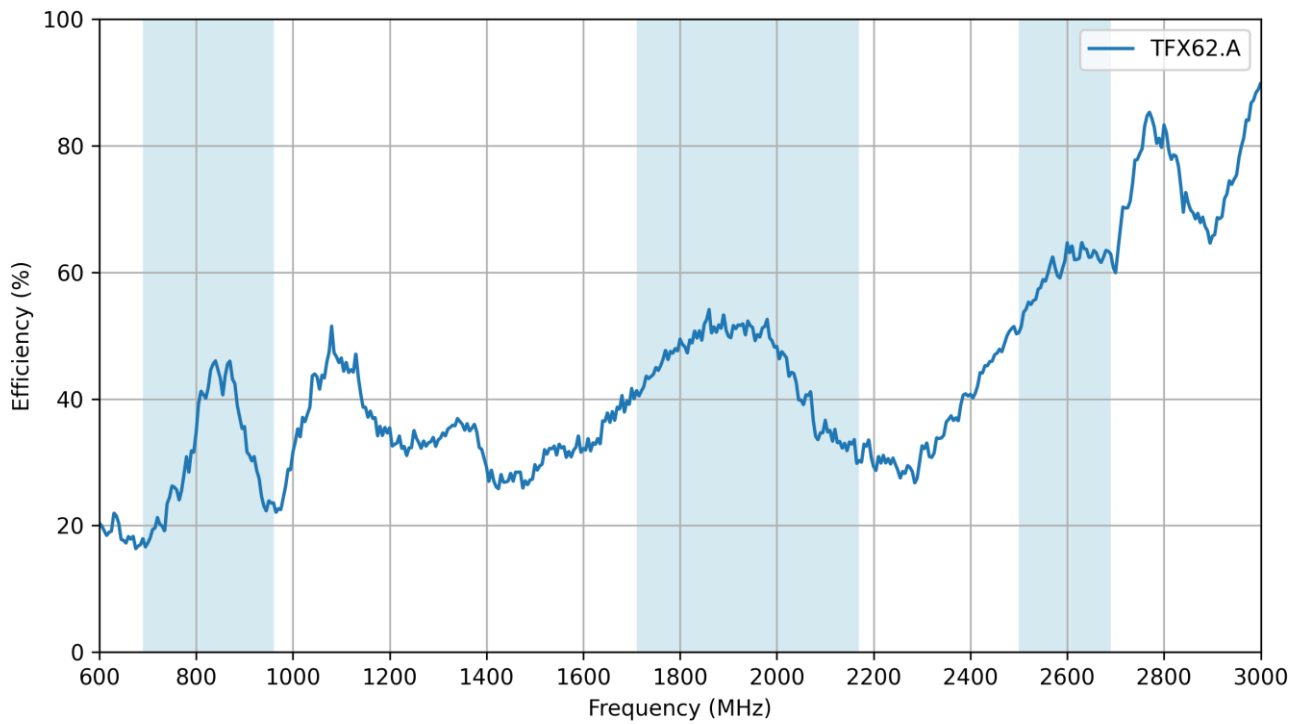
### 3.2 Return Loss



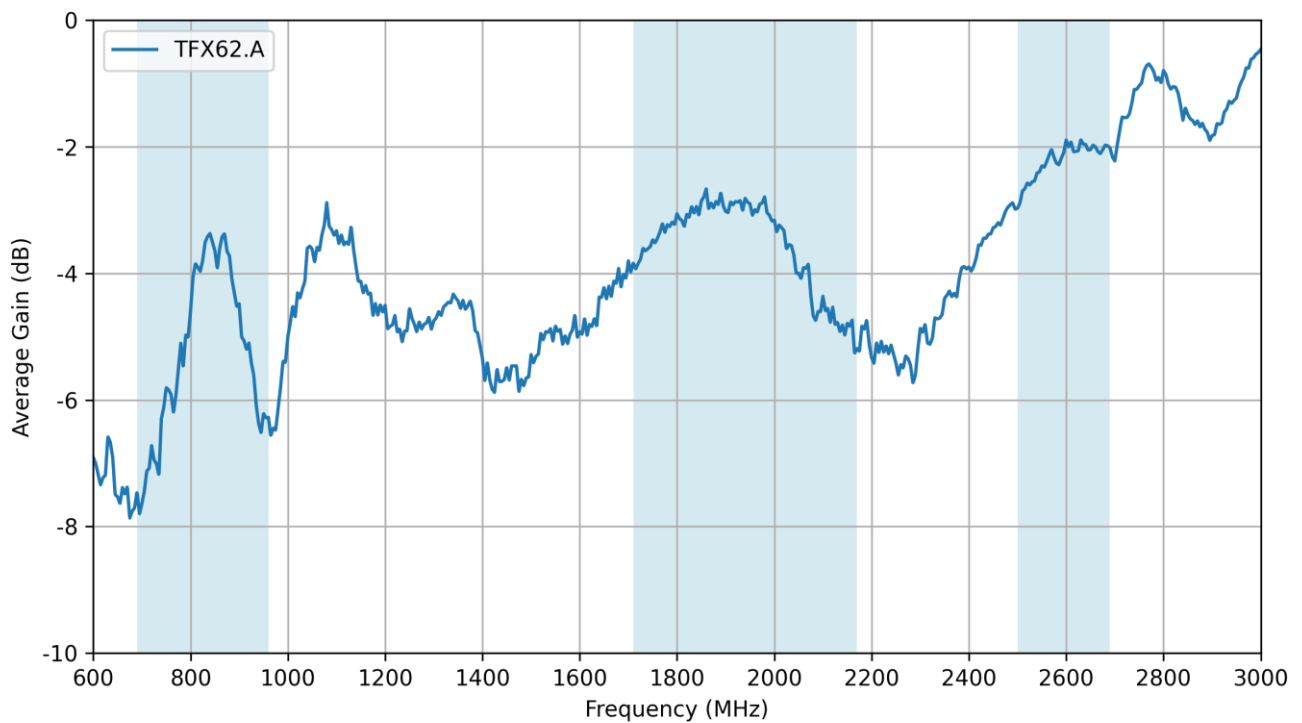
### 3.3 VSWR



### 3.4 Efficiency

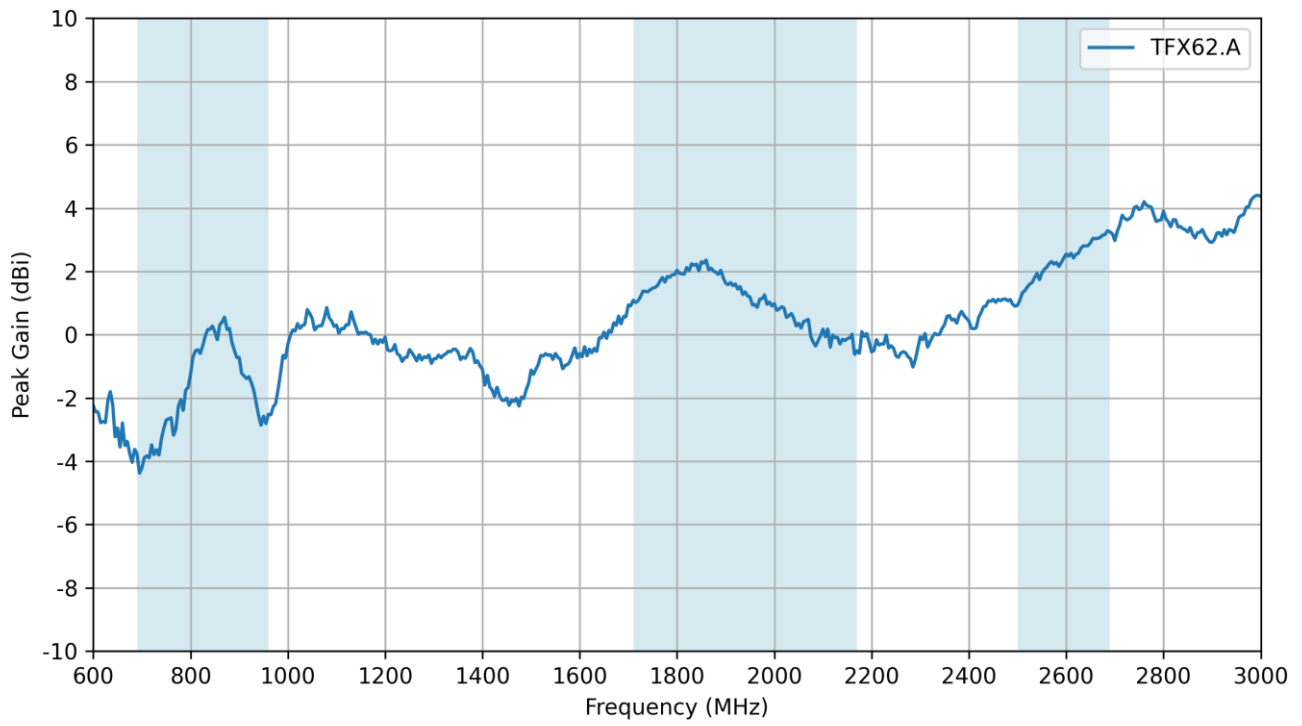


### 3.5 Average Gain



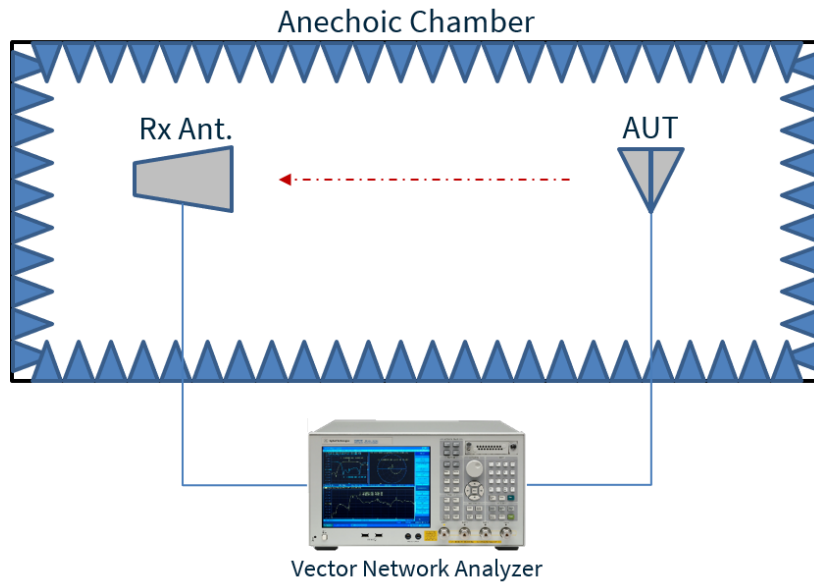


### 3.6 Peak Gain

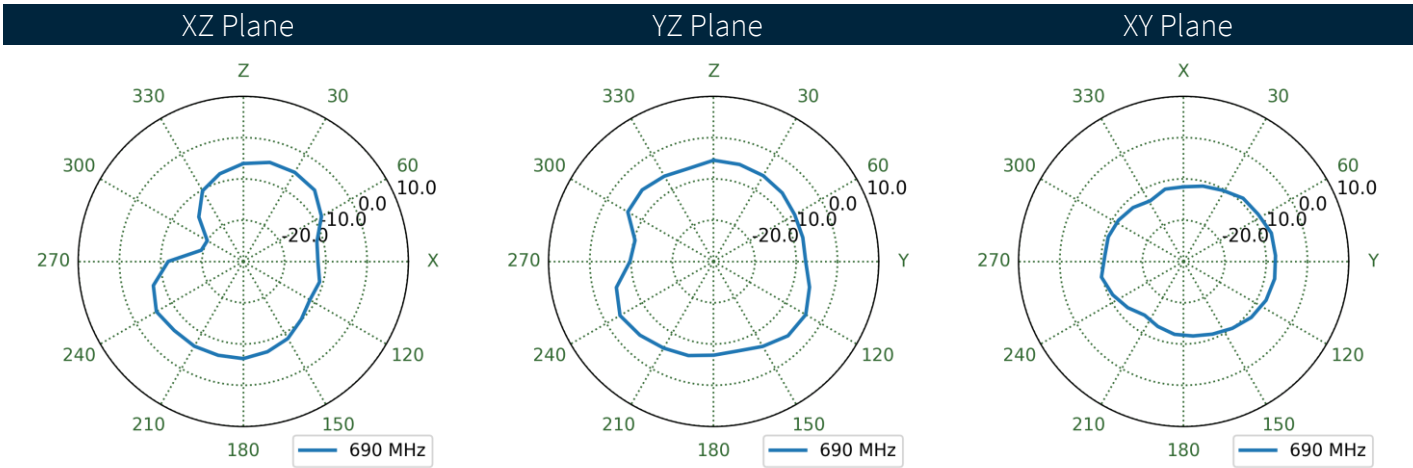



## 4. Radiation Patterns

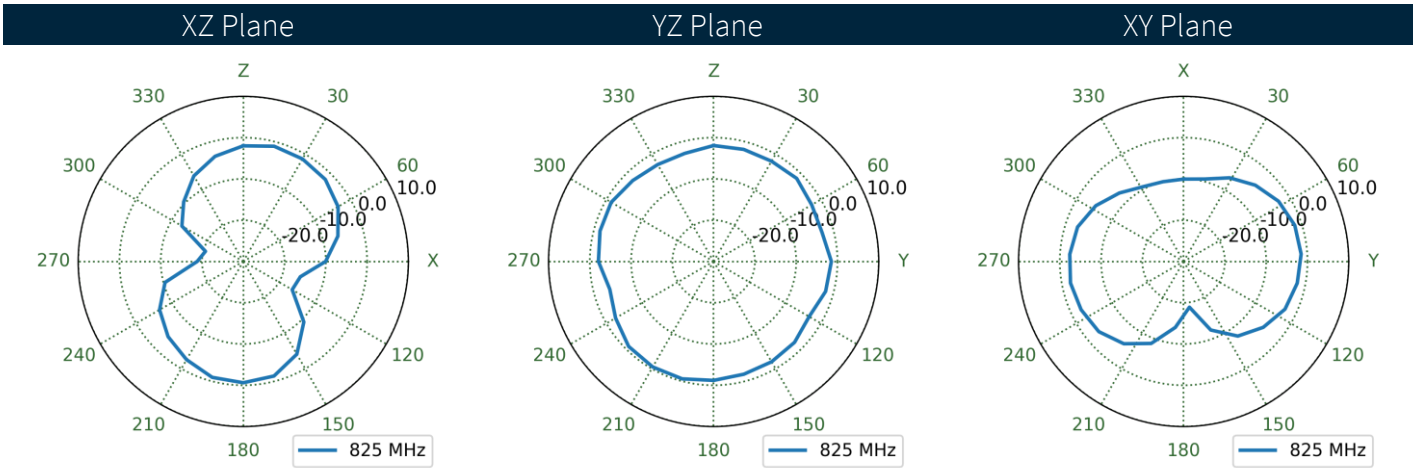
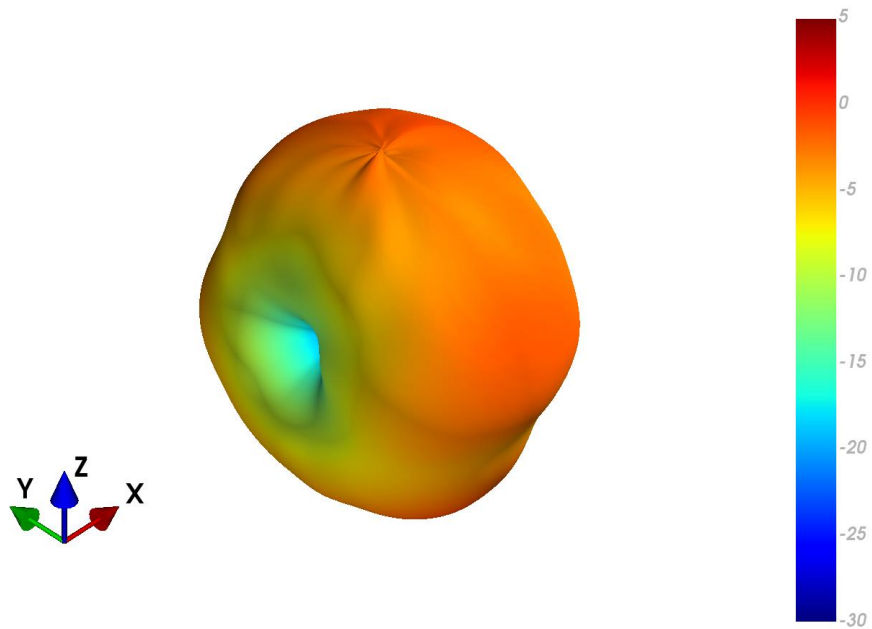
### 4.1 Test Setup



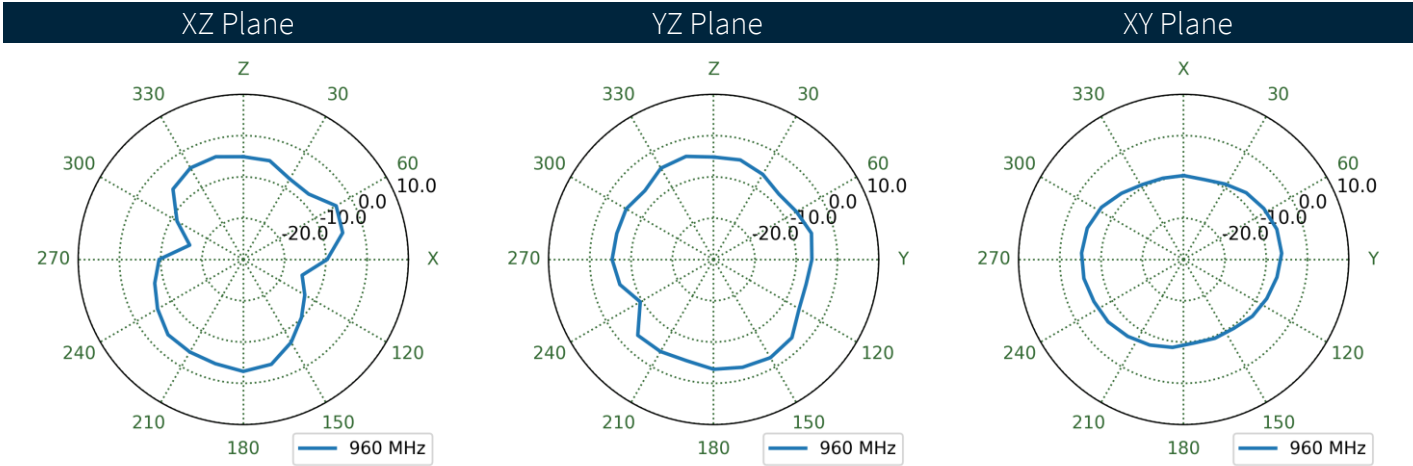
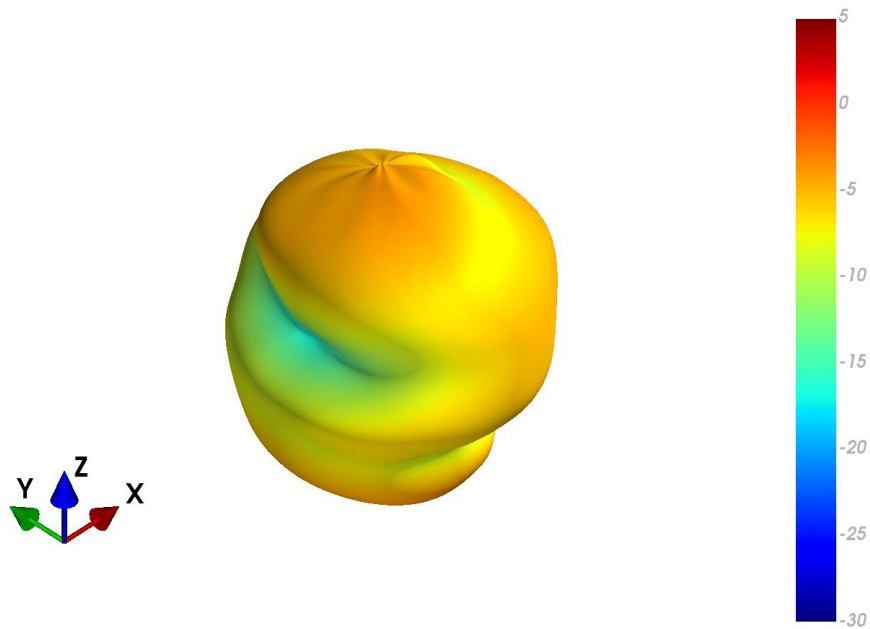
4.2 TFX62.A Patterns at 690 MHz



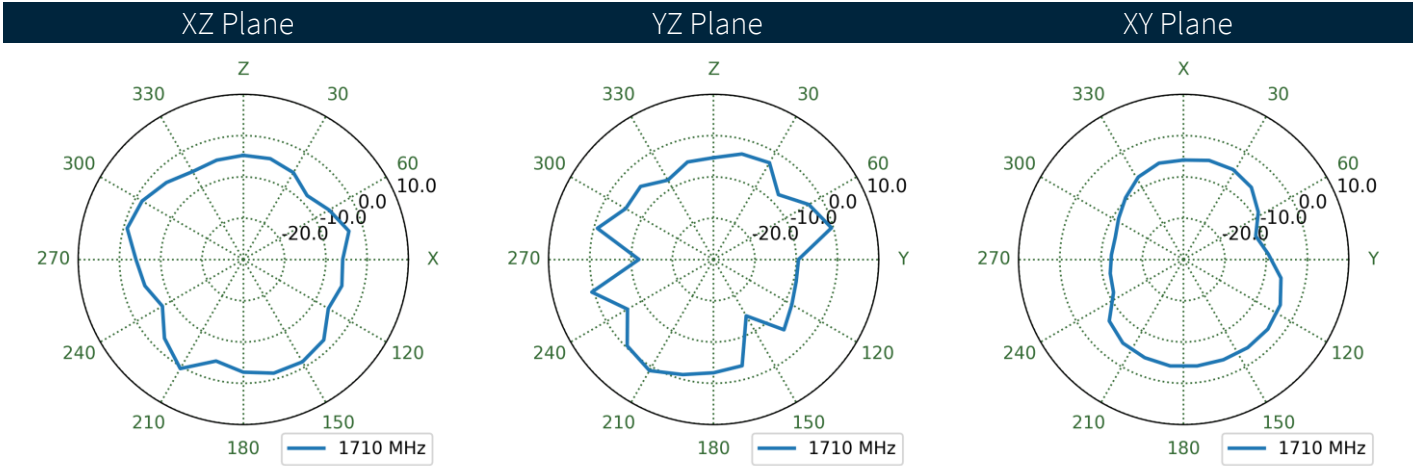

4.3 TFX62.A Patterns at 825 MHz



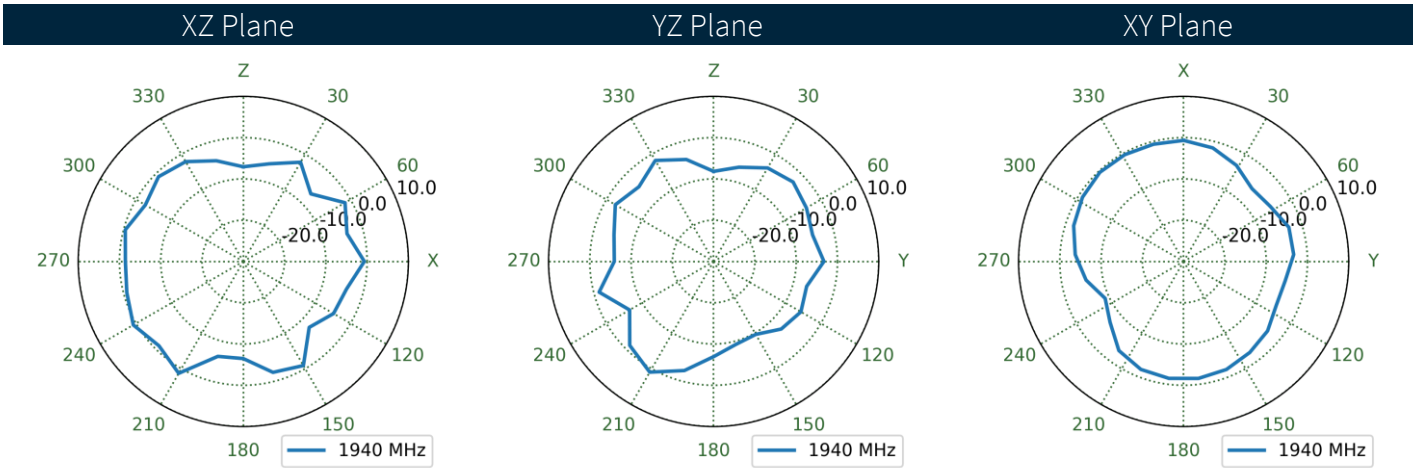

4.4 TFX62.A Patterns at 960 MHz



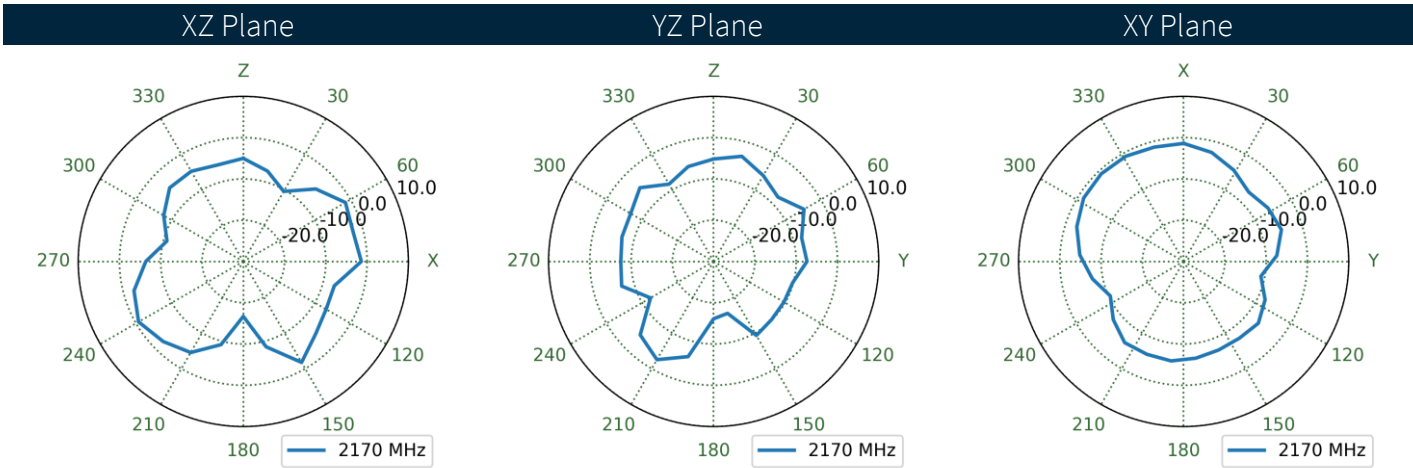
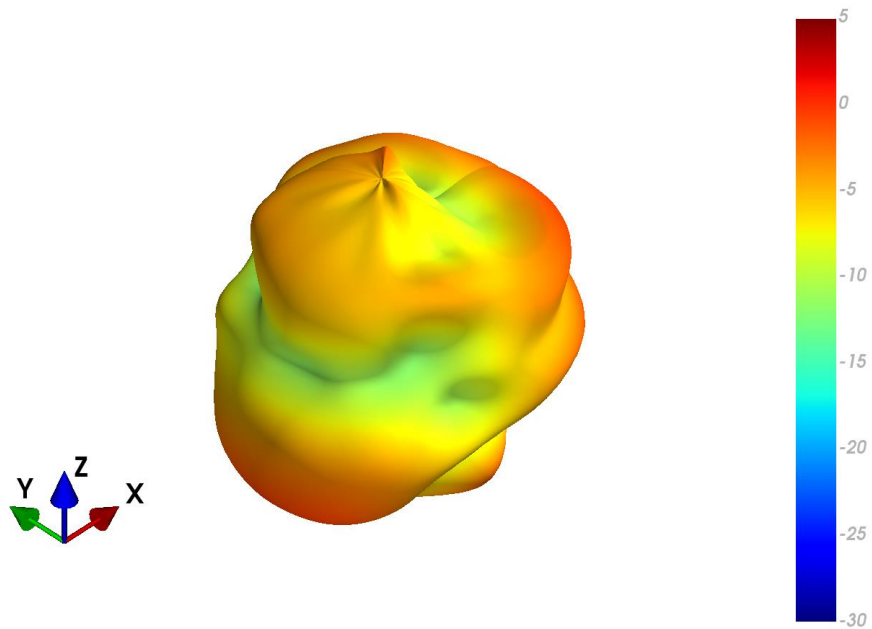
4.5 TFX62.A Patterns at 1710 MHz



4.6 TFX62.A Patterns at 1940 MHz

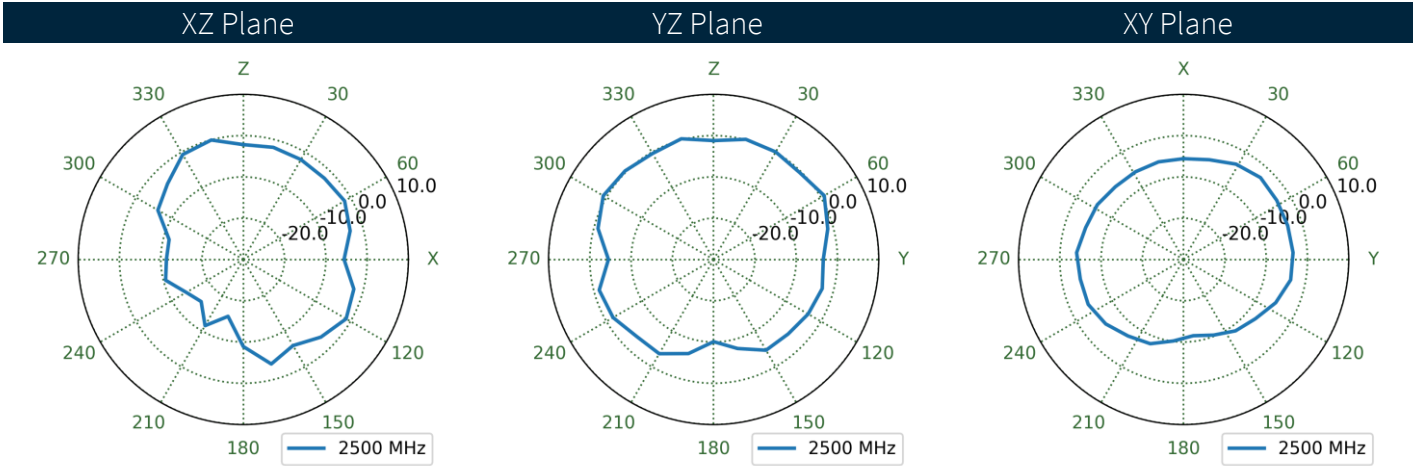
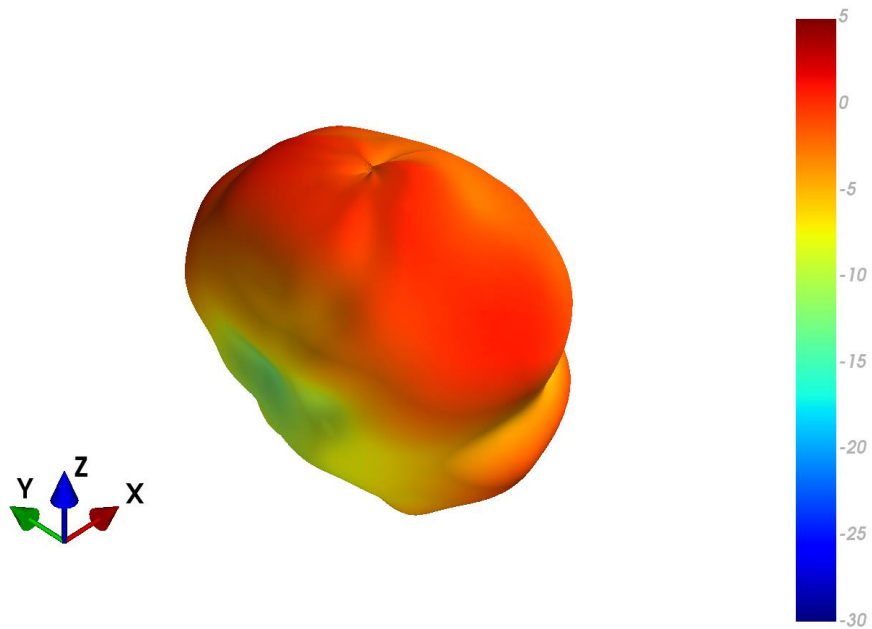


4.7 TFX62.A Patterns at 2170 MHz

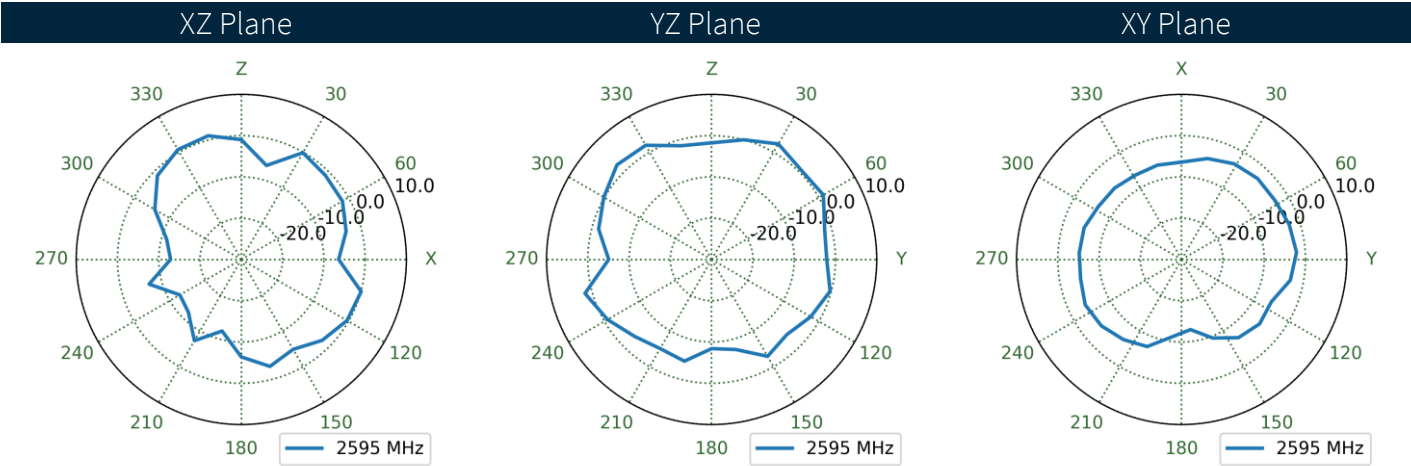
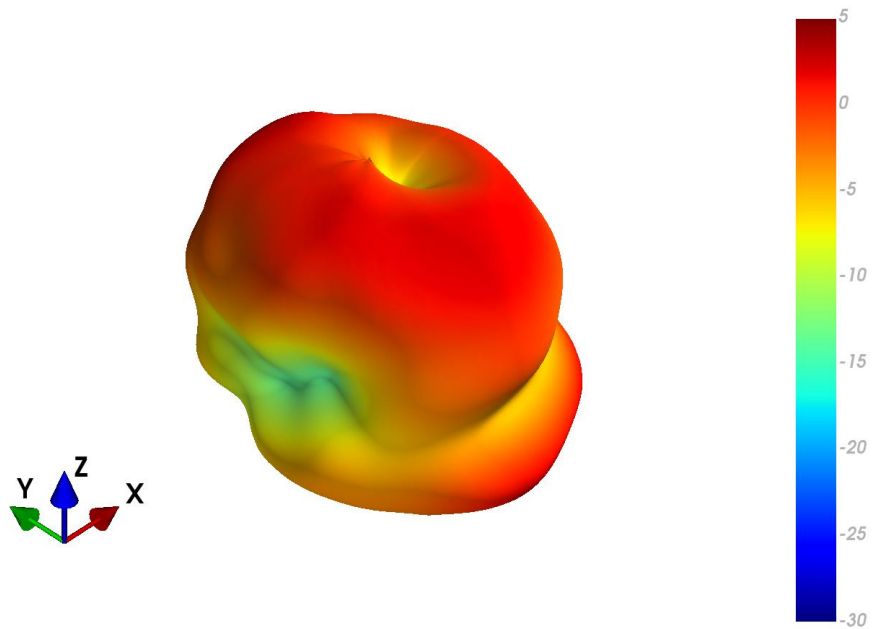




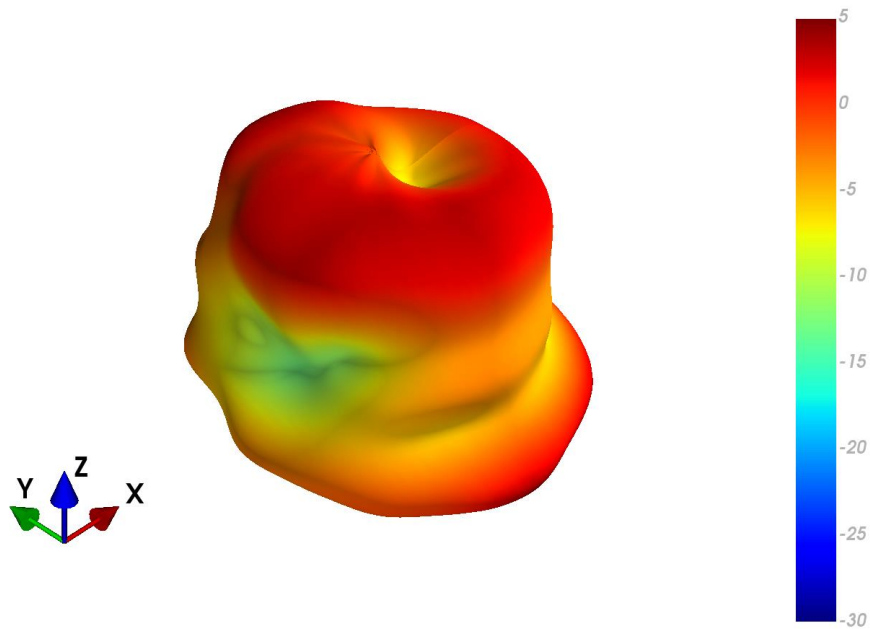
4.8 TFX62.A Patterns at 2500 MHz



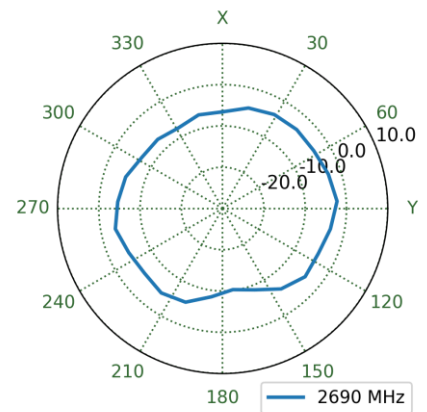
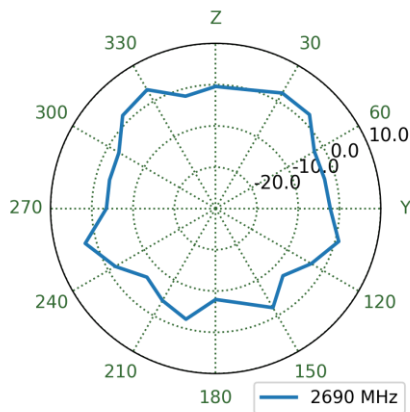
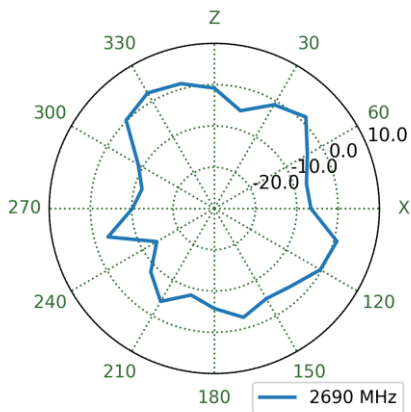
4.9 TFX62.A Patterns at 2595 MHz



4.10 TFX62.A Patterns at 2690 MHz



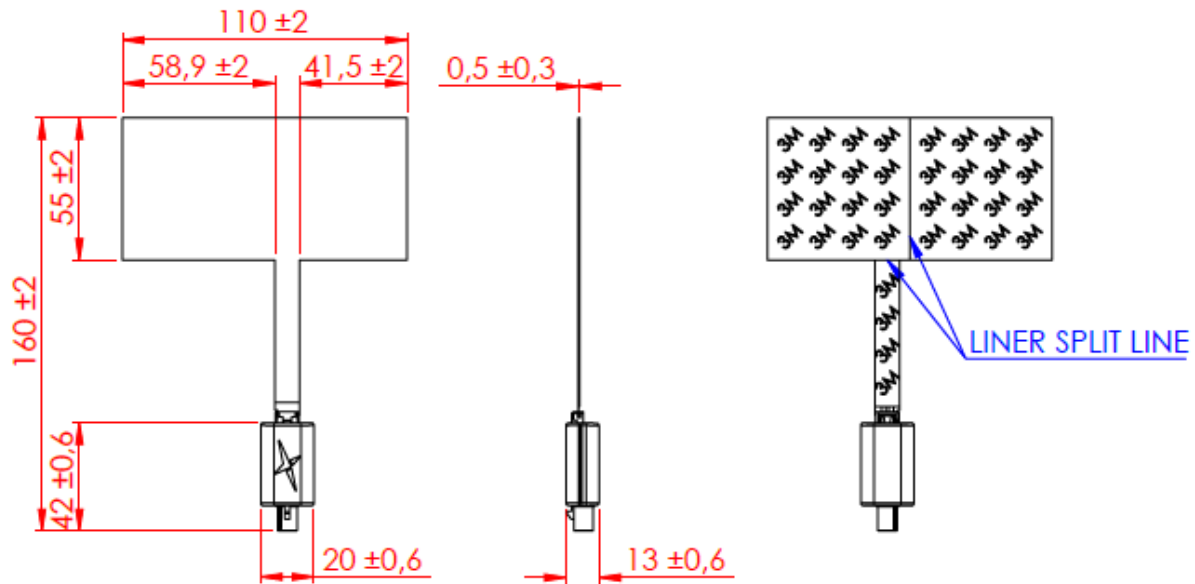
XZ Plane                      YZ Plane                      XY Plane



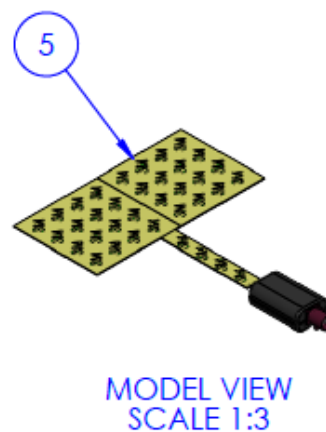
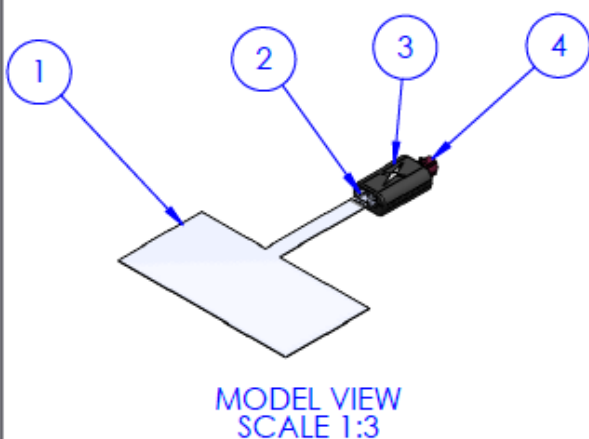
# 5. Mechanical Drawing

ISO NO.: EDW-22-8-0990  
 STATE: RELEASE  
 NOTES: 1. ALL MATERIAL MUST BE ROHS COMPLIANT.

REVISIONS				
REV.	DESCRIPTION	DATE	ENGINEER	APPROVED
D01	FIRST ISSUE	17OCT2022	SC	WL



ITEM NO.	DESCRIPTION	MATERIAL	FINISH	QTY
1	TRANSPARENT FLEX ANTENNA COVERING 600-6000MHz	PET	CLEAR	1
2	FPC-to-BOARD CONNECTOR ADAPTOR 2 CONTACT	LCP	BLACK	1
3	ANTENNA PCB HOUSING	ABS/PC	BLACK	1
4	FAKRA CODE D MALE	NYLON/ZINC	VIOLET	1
5	3M ADHESIVE + LINER	3M 8146	BROWN LINER	1



APPROVED BY:	NW	 <small>EMEA Design Centre</small> This drawing and its inherent design concepts are property of Taoglas. Not to be copied or given to third parties without the written consent of Taoglas.	
CHECK BY:	WL		
DRAWN BY:	SC		
DATE:	17OCT2022	TITLE:	TRANSPARENT FLEX ANTENNA COVERING 600-6000MHz w/CONVERTER AND FAKRA CODE D MALE
UNLESS OTHERWISE SPECIFIED TOLERANCES ARE:	<small>mm</small> <small>0.1</small> <small>0.2</small> <small>0.3</small>	PART NO.:	TFX62.A
THIRD ANGLE PROJECTION		UNIT:	mm
		SCALE:	2:5
		PAGES:	1/1
		REV.:	D01

## 6. Packaging

TBD

Changelog for the datasheet

**SPE-22-8-162 – TFX62.A**

<b>Revision: A (Original First Release)</b>	
Date:	2022-10-14
Notes:	First initial Release
Author:	Gary West

**Previous Revisions**




[www.taoglas.com](http://www.taoglas.com)



# Mouser Electronics

Authorized Distributor

Click to View Pricing, Inventory, Delivery & Lifecycle Information:

[Taoglas:](#)

[TFX62.A](#)