

TOS 120VAC/48VDC 0,1A

Weidmüller Interface GmbH & Co. KG

Klingenbergstraße 26

D-32758 Detmold

Germany

www.weidmueller.com



Similar to illustration

- 1 NO contact (Transistor)
- Ensures wear- and maintenance-free potential separation in compact terminal block format
- Suitable accessories from the cross-connection to the marker
- Integrated protective circuit for inputs and outputs

General ordering data

Version	TERMOPTO, Solid-state relay, Rated control voltage: 120 V AC $\pm 20\%$, Rated switching voltage: 5...48 V DC, Continuous current: 100 mA, Screw connection
Order No.	8950840000
Type	TOS 120VAC/48VDC 0,1A
GTIN (EAN)	4032248742219
Qty.	10 pc(s).

Creation date September 18, 2022 4:03:39 AM CEST

Catalogue status 09.09.2022 / We reserve the right to make technical changes.

TOS 120VAC/48VDC 0,1A**Weidmüller Interface GmbH & Co. KG**

Klingenbergstraße 26

D-32758 Detmold

Germany

www.weidmueller.com

Technical data**Dimensions and weights**

Depth	55 mm	Depth (inches)	2.165 inch
Height	74.4 mm	Height (inches)	2.929 inch
Width	6.1 mm	Width (inches)	0.24 inch
Net weight	20.9 g		

Temperatures

Storage temperature	-40 °C...80 °C	Operating temperature	-20 °C...60 °C
Humidity	5-95% relative humidity, T _u = 40°C, without condensation		

Probability of failure

MTTF	2,500 Years
------	-------------

Environmental Product Compliance

REACH SVHC	Lead 7439-92-1	SCIP	9e2cbc49-76d9-4611-b8ec-5b4f549a0aa9
------------	----------------	------	--------------------------------------

Control side

Rated control voltage	120 V AC ±20 %	Nominal control current	2.9 mA AC
Power rating	≤ 0.3 VA	Pull-in/drop-out voltage, typ.	102 V / 48 V AC
Status indicator	Green LED	Protective circuit	Varistor, Rectifier

Load side

Rated switching voltage	5...48 V DC	Continuous current	100 mA
Rated switching current	100 mA	Load category	DC1
Switch-on delay	< 12 ms	Switch-off delay	< 14 ms
Voltage drop at max. load	< 1 V	Leakage current	< 10 µA
Min. switching current	100 µA	Short-circuit-proof	No
Protective circuit, load side	Free-wheeling diode	Contact type	1 NO contact (Transistor)
max. switching frequency (AC control voltage)	10 Hz		

General data

Rail	TS 35				
Test button available	No				
Colour	black				
UL94 flammability rating component	<table border="1"> <tr> <td>Component</td> <td>Housing</td> </tr> <tr> <td>UL94 flammability rating</td> <td>V-0</td> </tr> </table>	Component	Housing	UL94 flammability rating	V-0
Component	Housing				
UL94 flammability rating	V-0				

Insulation coordination

Rated voltage	300 V	Pollution severity	2
Surge voltage category	III	Clearance and creepage distances for control side - load side	> 3 mm
Dielectric strength for control side - load side	1.2 kV _{eff} / 1 min.	Impulse withstand voltage	4 kV (1.2/50 µs)
Protection degree	IP20		

Creation date September 18, 2022 4:03:39 AM CEST

Catalogue status 09.09.2022 / We reserve the right to make technical changes.

2

TOS 120VAC/48VDC 0,1A

Weidmüller Interface GmbH & Co. KG

Klingenbergstraße 26

D-32758 Detmold

Germany

www.weidmueller.com

Technical data

Further details of approvals / standards

Standards	IEC 623 14, UL508	Certificate no. (cULus)	E223474
-----------	-------------------	-------------------------	---------

Connection data

Wire connection method	Screw connection	Stripping length, rated connection	9 mm
Tightening torque, min.	0.4 Nm	Tightening torque, max.	0.6 Nm
Clamping range, rated connection	2.5 mm ²	Clamping range, min.	0.5 mm ²
Clamping range, max.	4 mm ²	Wire connection cross section AWG, min.	AWG 20
Wire connection cross section AWG, max.	AWG 12	Wire cross-section, solid, min.	0.5 mm ²
Wire cross-section, solid, max.	4 mm ²	Wire connection cross section, finely stranded, min.	0.5 mm ²
Wire connection cross section, finely stranded, max.	2.5 mm ²	Wire cross-section, finely stranded, min. (AWG)	AWG 20
Wire cross-section, finely stranded, max. (AWG)	AWG 12	Wire connection cross-section, finely stranded with wire-end ferrules DIN 46228/4, min.	0.5 mm ²
Wire connection cross-section, finely stranded with wire-end ferrules DIN 46228/4, max.	1.5 mm ²	Conductor cross-section, flexible, AEH (DIN 46228-1), min.	0.5 mm ²
Conductor cross-section, flexible, AEH (DIN 46228-1), max.	1.5 mm ²	Blade size	0.6 x 3.5 mm

Classifications

ETIM 6.0	EC001504	ETIM 7.0	EC001504
ETIM 8.0	EC001504	ECLASS 9.0	27-37-16-04
ECLASS 9.1	27-37-16-04	ECLASS 10.0	27-37-16-04
ECLASS 11.0	27-37-16-04	ECLASS 12.0	27-37-16-04

Approvals

Approvals



ROHS	Conform
UL File Number Search	UL Website
Certificate no. (cULus)	E223474

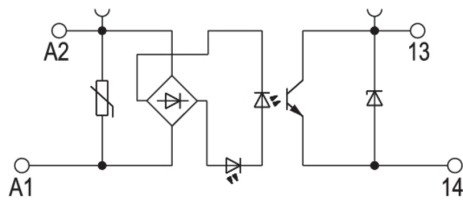
Downloads

Approval/Certificate/Document of Conformity	EU Konformitätserklärung / EU Declaration of Conformity
Engineering Data	CAD data – STEP
Engineering Data	EPLAN, WSCAD
User Documentation	Beipackzettel / Package Insert – multilingual
Catalogues	Catalogues in PDF-format
Brochures	

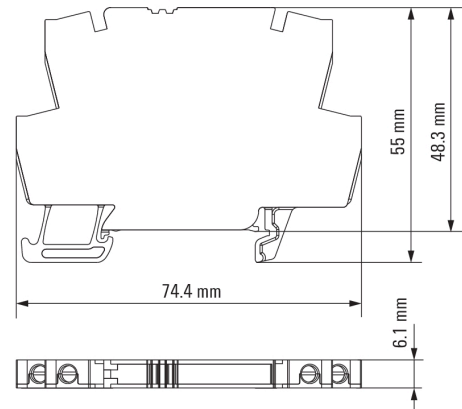
TOS 120VAC/48VDC 0,1A

Weidmüller Interface GmbH & Co. KG
Klingenbergstraße 26
D-32758 Detmold
Germany

www.weidmueller.com

Drawings**Wiring diagram**

Schaltsymbol

Dimensional drawing

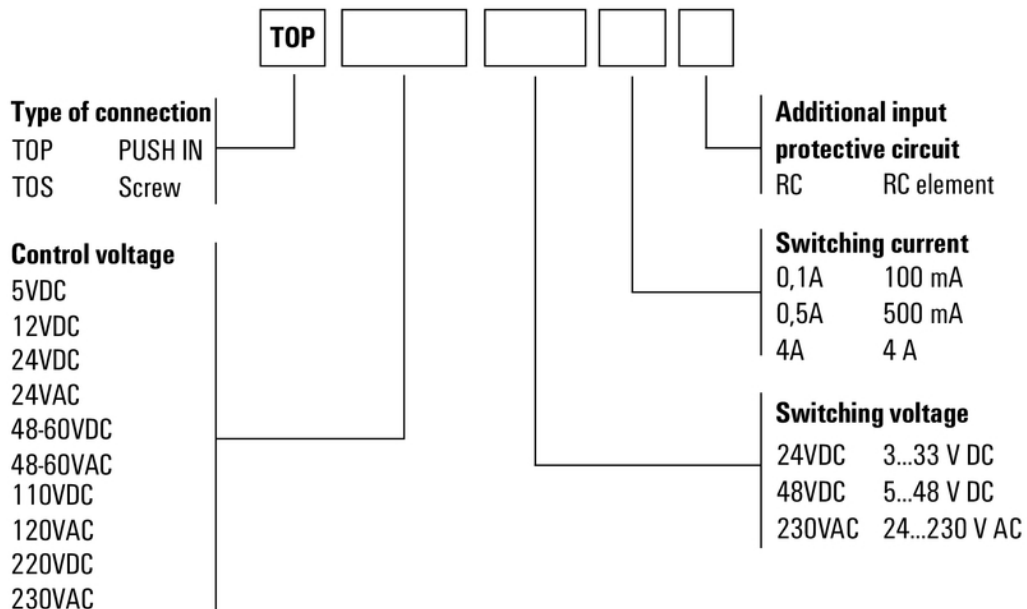
TOS 120VAC/48VDC 0,1A

Weidmüller Interface GmbH & Co. KG
 Klingenbergstraße 26
 D-32758 Detmold
 Germany

www.weidmueller.com

Drawings

Miscellaneous



Type codes

Mouser Electronics

Authorized Distributor

Click to View Pricing, Inventory, Delivery & Lifecycle Information:

[Weidmuller:](#)

[8950840000](#)