



Series 804 Push-Pull Mighty Mouse Plug Connector

804-001 & 804-002 Ordering Information



Quick Disconnect

These plugs snap securely into the receptacle housings and release with a simple pull.

Two Keying Styles

A single master key provides fast mating in low-light situations, or specify three keys for more polarizing options.

Two Shell Styles

Integral platform for shield attachment using the Band-Master™ ATS termination system, or an accessory thread for attaching a strain relief.

How To Order

Sample Part Number	804-001	-06	NF	9-19	S	A
Series (See Table I)	804-001 = Plug with Banding Platform 804-002 = Plug with Accessory Thread					
Shell Style	-06 = Plug					
Shell Material and Finish	C = Aluminum / Black Anodize (Non-Conductive); RoHS Compliant M = Aluminum / Electroless Nickel; RoHS Compliant MT = Aluminum / Nickel-PTFE RoHS Compliant NF = Aluminum / Cadmium with Olive Drab Chromate ZNU = Aluminum / Zinc-Nickel with Black Chromate Z1 = Stainless Steel / Passivated; RoHS Compliant					
Shell Size - Insert Arrangement	See Contact Arrangements Page G-2					
Contact Type	Connector supplied without Crimp contacts A = Pin, less contacts B = Socket, less contacts	Connector supplied with contacts P = Pin Connector S = Socket Connector	Connector Supplied with 30 AWG Crimp Barrel G = Pin, Crimp H = Socket, Crimp			
Polarization (See Table II)	Omit = Single Master Key A = Normal B = Pos. B C = Pos. C D = Pos. D E = Pos. E F = Pos. F					

Table I: Series

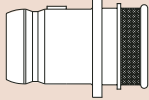
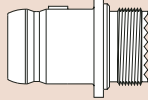
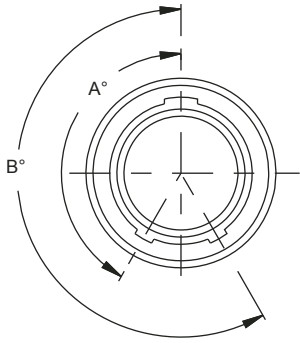
	
804-001 Plug with Banding Platform	804-002 Plug with Accessory Thread

Table II: Key Positions

	Pos.	A°	B°
	A	150°	210°
	B	75°	210°
	C	95°	230°
	D	140°	275°
	E	75°	275°
	F	95°	210°

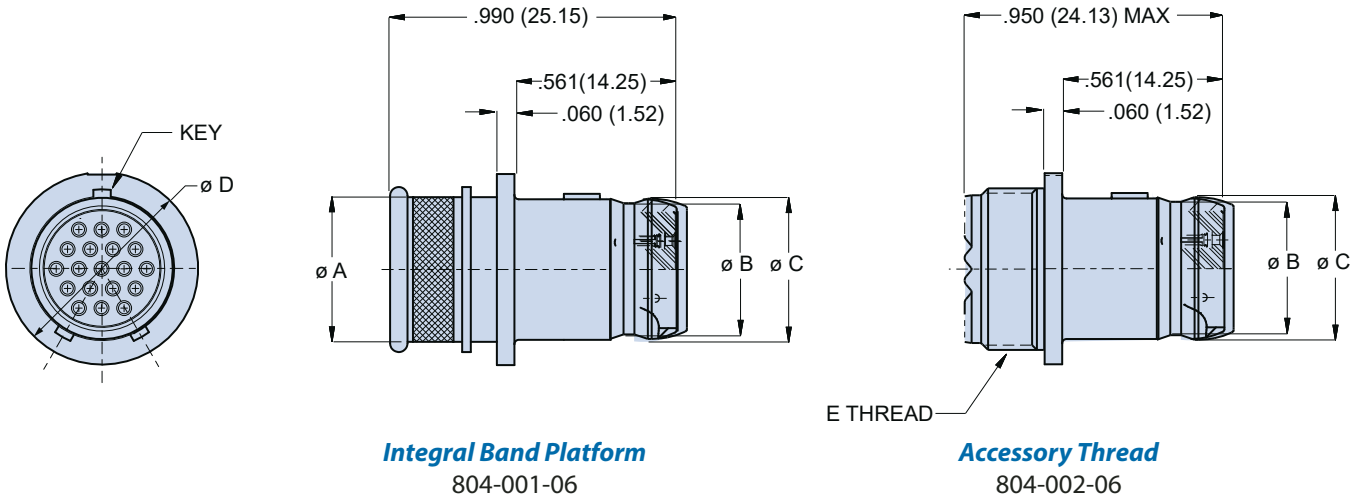
Dimensions in Inches (millimeters) are subject to change without notice.

**Series 804 Push-Pull Mighty Mouse
Plug Connector**
804-001-06 and 804-002-06 Dimensions



Series 804

Plug connector



Dimensions					
Shell Size	Ø A	Ø B	Ø C	Ø D Max.	EThreads
5	.246 (6.25)	.219 (5.56)	.250 (6.35)	.427 (10.85)	.2500-32 UNEF-2A
6	.286 (7.26)	.282 (7.16)	.313 (7.95)	.495 (12.57)	.3125-32 UNEF-2A
7	.390 (9.91)	.351 (8.92)	.383 (9.73)	.575 (14.60)	.4375-28 UNEF-2A
8	.442 (11.23)	.398 (10.11)	.429 (10.90)	.614 (15.60)	.5000-28 UNEF-2A
9	.500 (12.70)	.454 (11.53)	.486 (12.34)	.670 (17.02)	.5625-24 UNEF-2A
10	.564 (14.33)	.529 (13.44)	.563 (14.30)	.745 (18.92)	.6250-24 UNEF-2A
11	.608 (15.44)	.587 (14.91)	.618 (15.70)	.795 (20.19)	.6875-24 UNEF-2A
12	.650 (16.51)	.646 (16.41)	.676 (17.17)	.865 (21.97)	.6875-24 UNEF-2A
14	.805 (20.45)	.768 (19.51)	.800 (20.32)	.985 (25.02)	.9375-20 UNEF-2A

NOTES

1. Contacts are size 23 crimp type, and used in a rear release retention system.
2. For additional insert arrangements consult factory
3. Crimp barrel accommodates 22, 24, 26 and 28 gage wire
4. Crimp Tool Data:
 - Crimp Frame: 809-015
 - Positioner for use with crimp frame: "Glenair part no. 809-005
 - Insertion / extraction tool: Glenair part no. 809-088
5. Connector, plug mates with all push/pull high density receptacle connectors with same polarization and opposite contact gender
6. Rear insulator grommet not supplied

Material and Finish

- Shell: aluminum alloy or CRES / see how to order table
- Insulator: LCP / N.A.
- Interfacial seal, gasket: fluorosilicone / N.A.
- Contact: copper alloy / gold plate per ASTM B 488, Type II, Code C, Class 1.25, over suitable underplate

Dimensions in Inches (millimeters) are subject to change without notice.



Mouser Electronics

Authorized Distributor

Click to View Pricing, Inventory, Delivery & Lifecycle Information:

Glenair:

[804-002-06ZR8-13PA](#) [804-001-06MT10-26PA](#) [804-001-06ZR10-5SA](#) [804-001-06ZR6-7PA](#) [804-001-06ZR9-4SA](#)
[804-002-06M9-19PA](#) [804-003-07NF14-5B](#) [804-003-07NF6-7PB](#) [804-003-07ZR10-26PB](#) [804-003-07ZR14-5BB](#) [804-002-06Z16-6BA](#) [804-002-06ZR14-206BA](#) [804-003-01ZNU12-37A](#) [804-003-07M5-3PA](#) [804-003-07M6-23PA](#) [804-003-07M6-7PA](#) [804-001-06ZNU12-205SA](#) [804-001-06NF15-85SA](#) [804-001-06NF15-85SB](#) [804-001-06AB5-3SA](#) [804-001-06C14-207A](#) [804-001-06M10-200B](#) [804-001-06M10-200BA](#) [804-001-06M10-26AA](#) [804-001-06M10-5S](#) [804-001-06M11-31PB](#) [804-001-06M12-201P](#) [804-001-06M12-203P](#) [804-001-06M12-203SA](#) [804-001-06M12-205SA](#) [804-001-06M12-220P](#) [804-001-06M12-220SA](#) [804-001-06M12-37G](#) [804-001-06M12-7SA](#) [804-001-06M14-204SA](#) [804-001-06M14-205PA](#) [804-001-06M14-205SA](#) [804-001-06M14-207PA](#) [804-001-06M14-207SA](#) [804-001-06M14-5P](#) [804-001-06M6-23AC](#) [804-001-06M6-23AD](#) [804-001-06M6-23AE](#) [804-001-06M6-23AF](#) [804-001-06M6-23PE](#) [804-001-06M6-23PF](#) [804-001-06M6-4A](#) [804-001-06M6-6GA](#) [804-001-06M6-6S](#) [804-001-06M7-10PE](#) [804-001-06M8-13AA](#) [804-001-06M8-28P](#) [804-001-06M8-28S](#) [804-001-06M8-28SE](#) [804-001-06M8-28SF](#) [804-001-06M8-2P](#) [804-001-06M8-2S](#) [804-001-06M9-210AA](#) [804-001-06M9-210SE](#) [804-001-06MR7-10S](#) [804-001-06MT10-26B](#) [804-001-06MT10-26P](#) [804-001-06MT12-203BA](#) [804-001-06MT12-204AA](#) [804-001-06MT14-204PD](#) [804-001-06MT14-205AA](#) [804-001-06MT14-206AA](#) [804-001-06MT14-206PA](#) [804-001-06MT14-206PD](#) [804-001-06MT14-207PB](#) [804-001-06MT14-55PE](#) [804-001-06MT5-3S](#) [804-001-06MT5-3SA](#) [804-001-06MT6-7P](#) [804-001-06MT7-10SE](#) [804-001-06MT8-13AC](#) [804-001-06MT8-13G](#) [804-001-06MT8-13GA](#) [804-001-06MT9-200P](#) [804-001-06NF10-26A](#) [804-001-06NF10-26AA](#) [804-001-06NF10-26B](#) [804-001-06NF10-26P](#) [804-001-06NF12-202S](#) [804-001-06NF12-37S](#) [804-001-06NF12-7S](#) [804-001-06NF14-204PD](#) [804-001-06NF14-55PE](#) [804-001-06NF15-85PC](#) [804-001-06NF6-23SA](#) [804-001-06NF6-4SA](#) [804-001-06NF6-6P](#) [804-001-06NF6-6PA](#) [804-001-06NF6-6SA](#) [804-001-06NF6-7PA](#) [804-001-06NF6-7SB](#) [804-001-06NF8-28P](#) [804-001-06NF8-28S](#) [804-001-06NF9-19PB](#) [804-001-06UC9-19P](#)