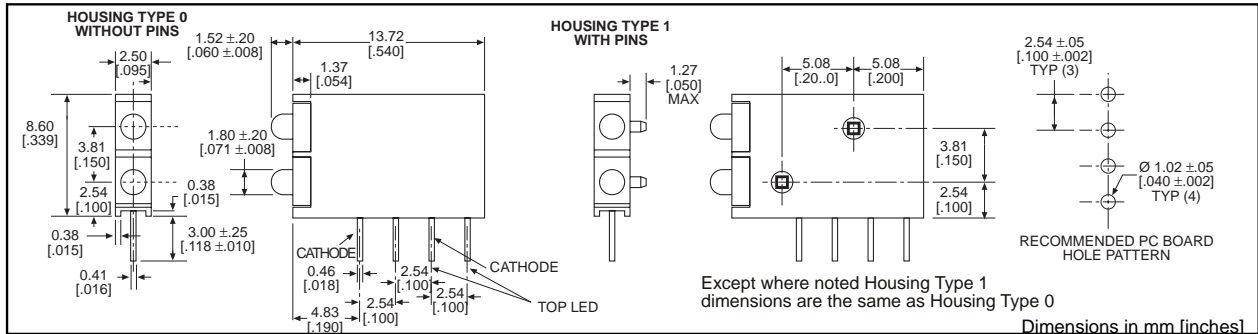


2mm

LED CBI® Circuit Board Indicator (DIN 41494 Compatible), Bi-Level



571-01xx



Features

- Designed to accommodate DIN 41494
- Multiple CBIs form horizontal LED arrays on 2.54mm (0.100") center-lines
- High Contrast, UL 94 V-0 rated, black housing
- Oxygen index: 32%
- Polymer content: PBT, 0.290 g
- Housing stand-offs facilitate PCB cleaning
- Solderability per MIL-STD-202F, method 208F
- LEDs are safe for direct viewing per IEC 825-1, EN-60825-1

Tolerance note: As noted, otherwise:

- LED Protrusion: ±0.04 mm [±0.016]
- CBI Housing: ±0.02mm[±0.008]

PART NO. WITHOUT PINS

COLOR*

571-0111	Red-Red
571-0112	Red-Green
571-0122	Green-Green
571-0132	Yellow-Green
571-0133	Yellow-Yellow

* Top-Bottom LED

PART NO. WITH PINS

COLOR*

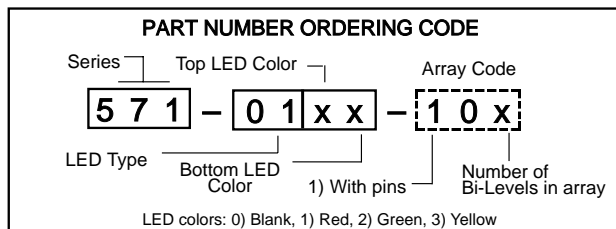
571-0111-100	Red-Red
571-0112-100	Red-Green
571-0122-100	Green-Green
571-0132-100	Yellow-Green
571-0133-100	Yellow-Yellow

* Top-Bottom LED

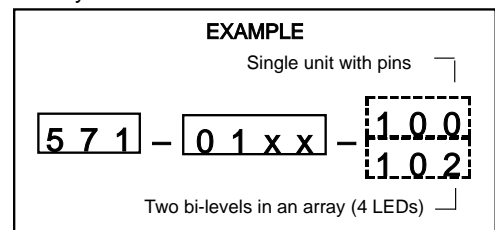
Arrays available. See Part Number ordering code.

Custom Combinations

- Contact factory for information on custom color combinations.



-10x Suffix required only when ordering single units with pins or arrays



Typical Operating Characteristics (T_A = 25°C)

See LED data sheet for additional information

GENERAL PURPOSE

See Page 3-17 and 3-18 for Reference Only LED Drive Circuit Examples

See Page 3-20 for Pin Out

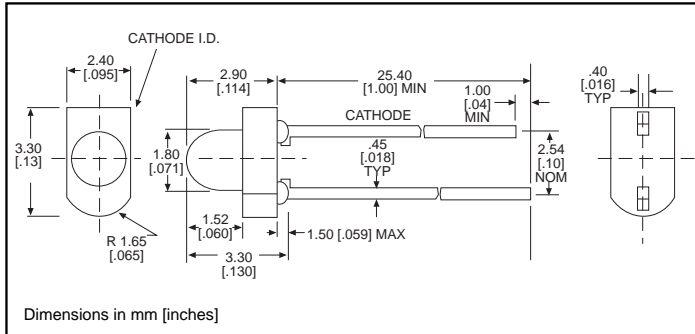
Part Number	Color	Peak Wavelength nm	I _v * mcd	V _F ** Volts	Viewing Angle 2θ _{1/2}	LED Data sheet	Page #
571-01xx	Red	635	12.6	2	38°	521-9630	3-13
	Green	565	8.7	2.1	38°	521-9632	3-13
	Yellow	585	12.6	2.1	38°	521-9631	3-13

* I_F = 10mA ** I_F = 20mA

2mm Discrete LED Diffused

Dialight

521-9630, -9631, -9632



PART NO.

521-9630

521-9631

521-9632

COLOR

Red

Yellow

Green

3

ABSOLUTE MAXIMUM RATINGS (T_A=25°C)

	Red -9630	Yellow -9631	Green -9632
Power Dissipation (mW)	100	60	100
Forward Current (mA)	30	20	30
Derating (mA/°C) From 25°C	.4	.25	.4
Peak Current (mA) Pulse width = 10μs	120	80	120
Operating Temperature (°C)	-55/+100	-55/+100	-55/+100
Storage Temperature (°C)	-55/+100	-55/+100	-55/+100
Soldering Temperature	260°C, 5 seconds, 1.6 mm from case		

OPERATING CHARACTERISTICS (T_A=25°C)

		Red -9630	Yellow -9631	Green -9632
Luminous Intensity (mcd)	Min.	3.7	3.7	2.5
	Typical	12.6	12.6	8.7
Peak Wavelength (nm) λ _{Peak}	Typical	635	585	565
Viewing Angle (2Θ _{1/2})	Typical	38°	38°	38°
Forward Voltage (V) I _F =20mA	Typical	2	2.1	2.1
	Max.	2.8	2.8	2.8
Reverse Voltage (V), I _R =100μA	Min.	5	5	5

Θ_{1/2} is the off axis angle at which the luminous intensity is half the axial luminous intensity