

Z-15

Best-selling Basic Switch Boasting High Precision and Wide Variety

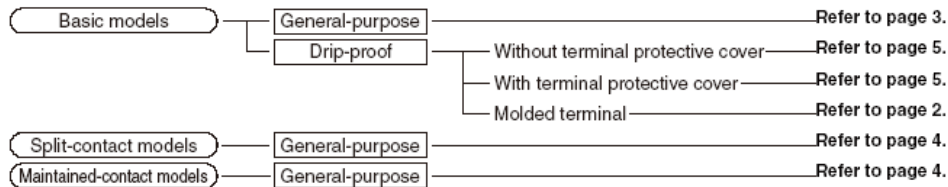
- A large switching capacity of 15 A with high repeat accuracy.
- A wide range of variations in contact form for your selection: basic, split-contact, maintained-contact, and adjustable contact gap types.
- A series of standard models for micro loads is available.
- A series of molded terminal-type models incorporating safety terminal protective cover is available.



Be sure to read *Safety Precautions* on page 22 and *Safety Precautions for All Basic Switches*.

Model Number Structure

Configuration



Basic Models

General-purpose

- A variety of actuators is available for a wide range of application.
- The contact mechanism of models for micro loads is a crossbar type with gold-alloy contacts, which ensures highly reliable operations for micro loads.
- Contact Gap:
 - H2: 0.20 mm (extra-high-sensitivity)
 - H : 0.25 mm (high-sensitivity, micro voltage current load)
 - G : 0.5 mm (standard)
 - E : 1.8 mm (high-capacity)
 - F : 1.0 mm (split-contact models)

Drip-proof

- These Switches use a rubber boot on the actuator and adhesive fill between the case and cover to increase resistance to drips.
- Models with drip-proof terminal protective covers and molded terminals with resin filling are also available.

Split-contact Models

- This type is identical in construction to the general-purpose basic switch except that it has two pairs of simultaneous acting contacts by splitting moving contacts.
- Since the moving contacts are connected to a common terminal, either parallel or series connection is possible.
- Highly reliable micro load switching is ensured if the model is used as a twin-contact switch.

Maintained-contact Models

- The maintained-contact type has a reset button at the bottom of the switch case, in addition to the pushbutton (plunger) located on the opposite side of the reset button. Use these buttons alternately.
- Since the Switch has greater pretravel than overtravel, it is suitable for use in reversible control circuits, manual reset circuits, safety limit circuits, and other circuits which are not preferable for automatic resetting. (For further details, refer to individual datasheets.)

Model Number Legend

Basic Models

Z-□□□□-□
(1)(2)(3)(4) (5)

(1) Ratings

01 : 0.1 A (micro load)
15 : 15 A

(2) Contact Gap

H2 : 0.20 (extra-high-sensitivity)
H : 0.25 mm (high-sensitivity,
micro load)
G : 0.5 mm (standard)
E : 1.8 mm (high-capacity)

(3) Actuator

None : Pin plunger
S : Slim spring plunger
D : Short spring plunger
K : Spring plunger (medium OP)
K3 : Spring plunger (high OP)
Q3 : Panel mount plunger (medium OP)
Q : Panel mount plunger (medium OP)
Q8 : Panel mount plunger (high OP)
Q22 : Panel mount roller plunger
Q21 : Panel mount cross roller plunger
L : Leaf spring (high OF)
L2 : Roller leaf spring
W21 : Short hinge lever
W : Hinge lever (low OF)
W3 : Hinge lever (medium OF)
W32 : Hinge lever (high OF)
W4 : Low-force hinge lever
W44 : Long hinge lever
W78 : Low-force wire hinge lever (low OF)
W52 : Low-force wire hinge lever (high OF)
W22 : Short hinge roller lever
W2 : Hinge roller lever
W25 : Hinge roller lever (large roller)
W49 : Short hinge cross roller lever
W54 : Hinge cross roller lever
W2277 : Unidirectional short hinge roller lever (low OF)
M : Reverse hinge lever
M22 : Reverse short hinge roller lever
M2 : Reverse hinge roller lever
NJ : Flexible rod (high OF)
NJS : Flexible rod (low OF)

(4) Degree of Protection

None : General-purpose
55 : Drip-proof (not include the terminals)
A55 : Drip-proof (including the terminals)

(5) Terminals

None : Solder terminal
B : Screw terminal (with toothed washer)
B5V : Screw terminal with terminal cover (for Z-15G□A55 only)

Standard Models (Drip-proof Type/Molded Terminals)

Z-□55-M□□□M
(1) (2)(3) (4)

(1) Drip-proof Type

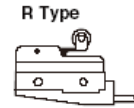
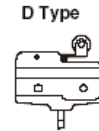
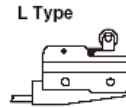
(2) Lead Outlets

None : VSF
19 : VCT

(3) Directions of Lead

Outlets (See following diagrams.)

L : Left
R : Right
D : Descending



(4) Length of Lead

Outlets

1 : 1 m
3 : 3 m

Split-contact Models

Z-10F□Y-B
(1)(2)(3)(4) (5)

(1) Ratings

10 : 10 A (split-contact models)

(2) Contact Gap

F : 1 mm (high-capacity)

(3) Actuator

None : Pin plunger
S : Slim spring plunger
D : Short spring plunger
Q : Panel mount plunger
Q22 : Panel mount roller plunger
W : Hinge lever
W22 : Short hinge roller lever
W2 : Hinge roller lever
M22 : Reverse short hinge roller lever

(4) Construction

Y : Split-contact models

(5) Terminals

B : Screw terminal (with toothed washer)

Maintained-contact Models

Z-15-E□R
(1) (2)(3)(4)

(1) Ratings

15 : 15 A

(2) Contact Gap

E : 1.8 mm (high capacity)

(3) Actuator

None : Pin plunger
S : Slim spring plunger
W : Hinge lever







































(4) Structure



R : Maintained-contact models

Ordering Information

Main Unit

























































Basic Models (General-purpose)

Actuator	Classification		Standard	High-sensitivity	Extra-high sensitivity	High-capacity	Micro load							
	Contact gap	Terminal *1	G (0.5 mm)	H (0.25 mm)	H2 (0.20 mm)	E (1.8 mm)	H (0.25 mm)							
			Model	Model	Model	Model	Model							
Pin plunger			Z-15G Z-15G-B	Z-15H Z-15H-B	Z-15H2 Z-15H2-B	Z-15E Z-15E-B	Z-01H Z-01H-B							
Slim spring plunger			Z-15GS Z-15GS-B	Z-15HS Z-15HS-B	--	--	Z-01HS Z-01HS-B							
Short spring plunger			Z-15GD Z-15GD-B	Z-15HD Z-15HD-B	--	Z-15ED Z-15ED-B	Z-01HD Z-01HD-B							
Panel mount plunger		Low OP	Z-15GQ3 Z-15GQ3-B	--	--	--	--							
		Medium OP	Z-15GQ Z-15GQ-B	Z-15HQ Z-15HQ-B		Z-15EQ Z-15EQ-B	Z-01HQ Z-01HQ-B							
			High OP	Z-15GQ8 Z-15GQ8-B		--	--	--						
		Panel mount roller plunger				Z-15GQ22 Z-15GQ22-B	Z-15HQ22 Z-15HQ22-B	--	Z-15EQ22 Z-15EQ22-B	--				
Panel mount cross roller plunger			Z-15GQ21 Z-15GQ21-B	Z-15HQ21 Z-15HQ21-B	--	Z-15EQ21 Z-15EQ21-B	--							
			Leaf spring			Z-15GL Z-15GL-B	--	--	--					
Roller leaf spring			Z-15GL2 Z-15GL2-B	--	--	--	--							
			Short hinge lever			Z-15GW21 Z-15GW21-B	--	--	--					
Hinge lever		Low OP				Z-15GW Z-15GW-B	Z-15HW Z-15HW-B	--	--	--				
		Medium OP	Z-15GW3 Z-15GW3-B	--										
			High OP	Z-15GW32 Z-15GW32-B	--									
		Low-force hinge lever			Z-15GW4 Z-15GW4-B	Z-15HW24 Z-15HW24-B	--				--	--		
Low-force wire hinge lever						--	Z-15HW78 Z-15HW78-B	--	--	--				
		High OP	Z-15HW52 Z-15HW52-B											
			Short hinge roller lever								Z-15GW22 Z-15GW22-B	Z-15HW22 Z-15HW22-B	--	Z-15EW22 Z-15EW22-B
		Short hinge cross roller lever											Z-15GW49 Z-15GW49-B	--
Hinge roller lever				Standard	Z-15GW2 Z-15GW2-B	Z-15HW2 Z-15HW2-B	--	--						
		Large roller		Z-15GW25 Z-15GW25-B	--	--	--							
				Hinge cross roller lever			Z-15GW54 Z-15GW54-B	--	--	--				
Unidirectional short hinge roller lever			Z-15GW2277 Z-15GW2277-B				--	--	--					
			Reverse hinge lever *2			Z-15GM Z-15GM-B	--	--	--					
Reverse short hinge roller lever *2						Z-15GM22 Z-15GM22-B	--	--	--					
			Reverse hinge roller lever *2			Z-15GM2 Z-15GM2-B	--	--	--					

*1.  : Solder terminal  : Screw terminal

*2. The pin plungers of reverse-type models are continuously pressed by the actuator levers with compression coil springs and the pin plungers are freed by operating the levers. Reverse-type models are highly vibration- and shock-resistant because the pin plungers are normally pressed.

Basic Models (Drip-proof Models (Standard, Microload))

Actuator	Classification Contact gap Drip-proof terminal protective cover Terminal *1	Standard G (0.5 mm)		Micro load H (0.25 mm)	
		Not provided	Provided	Not provided	
		Model	Model	Model	
Pin plunger			Z-15G55	---	Z-01H55
			Z-15G55-B	Z-15GA55-B5V	Z-01H55-B
Short spring plunger			Z-15GD55	---	Z-01HD55
			Z-15GD55-B	---	Z-01HD55-B
Spring plunger		Low OP		Z-15GK55	---
				Z-15GK55-B	---
		High OP		Z-15GK355	---
			Z-15GK355-B	Z-15GK3A55-B5V	---
Panel mount plunger			Z-15GQ55	---	---
			Z-15GQ55-B	Z-15GQA55-B5V	---
Panel mount roller plunger			Z-15GQ2255	---	---
			Z-15GQ2255-B	Z-15GQ22A55-B5V	---
Panel mount cross roller plunger			---	---	---
			Z-15GQ2155-B	Z-15GQ21A55-B5V	---
Leaf spring			Z-15GL55	---	---
			Z-15GL55-B	---	---
Roller leaf spring			Z-15GL255	---	---
			Z-15GL255-B	---	---
Short hinge lever			Z-15GW2155	---	---
			Z-15GW2155-B	---	---
Long hinge lever			Z-15GW4455	---	---
			Z-15GW4455-B	Z-15GW44A55-B5V	---
Hinge lever			Z-15GW55	---	---
			Z-15GW55-B	Z-15GWA55-B5V	---
Short hinge roller lever			Z-15GW2255	---	Z-01HW2255
			Z-15GW2255-B	Z-15GW22A55-B5V	Z-01HW2255-B
Hinge roller lever			Z-15GW255	---	---
			Z-15GW255-B	Z-15GW2A55-B5V	---
Unidirectional short hinge roller lever			Z-15GW227755	---	---
			Z-15GW227755-B	Z-15GW2277A55-B5V	---
Reverse hinge lever *2			Z-15GM55	---	---
			Z-15GM55-B	---	---
Reverse short hinge roller lever *2			Z-15GM2255	---	---
			Z-15GM2255-B	---	---
Reverse hinge roller lever *2			Z-15GM255	---	---
			Z-15GM255-B	---	---
Flexible rod (coil spring) *3			Z-15GNJ55	---	---
			Z-15GNJ55-B	---	---

*1.  : Solder terminal  : Screw terminal

*2. The pin plungers of reverse-type models are continuously pressed by the actuator levers with compression coil springs and the pin plungers are freed by operating the levers.

*3. The tip is made of resin.