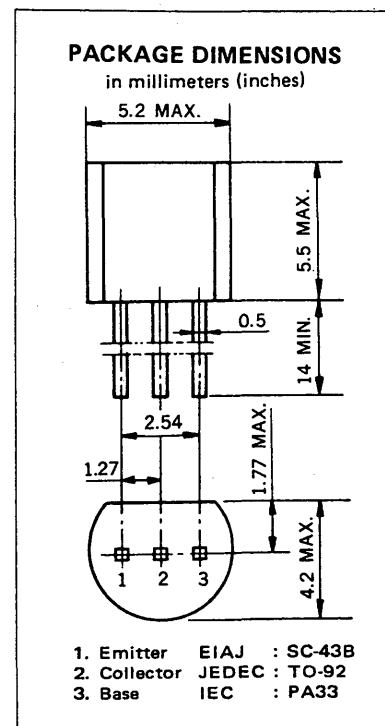


DESCRIPTION The 2SC3616 is designed for general-purpose applications requiring High DC Current Gain. This is suitable for all kind of driving, instead of Darlington Transistor, or muting.

- FEATURES**
- High DC Current Gain.
 $h_{FE} = 800$ to 3200 (@ $V_{CE} = 2.0$ V, $I_C = 300$ mA)
 - Low Collector Saturation Voltage.
 $V_{CE(sat)} = 0.14$ V TYP. (@ $I_C/I_B = 300$ mA/3.0 mA)
 - High V_{EBO} : $V_{EBO} = 15$ V
 - Large Current : $I_C(DC) = 700$ mA, $I_C(pulse) = 1.0$ A
 - High Total Power Dissipation. : $P_T = 0.75$ W ($T_a = 25$ °C)

ABSOLUTE MAXIMUM RATINGS

- Maximum Temperatures
 Storage Temperature -55 to $+150$ °C
 Junction Temperature 150 °C Maximum
- Maximum Power Dissipation ($T_a = 25$ °C)
 Total Power Dissipation 0.75 W
- Maximum Voltages and Currents ($T_a = 25$ °C)
 V_{CBO} Collector to Base Voltage 25 V
 V_{CEO} Collector to Emitter Voltage 25 V
 V_{EBO} Emitter to Base Voltage 15 V
 I_C Collector Current (DC) 700 mA
 I_C Collector Current (pulse)*. 1.0 A
- *PW ≤ 10 ms, Duty Cycle ≤ 50 %



ELECTRICAL CHARACTERISTICS ($T_a = 25$ °C)

SYMBOL	CHARACTERISTIC	MIN.	TYP.	MAX.	UNIT	TEST CONDITIONS
h_{FE1}^{**}	DC Current Gain	800		3200	—	$V_{CE} = 2.0$ V, $I_C = 300$ mA
h_{FE2}^{**}	DC Current Gain	640			—	$V_{CE} = 2.0$ V, $I_C = 500$ mA
f_T	Gain Bandwidth Product	150	250		MHz	$V_{CE} = 5.0$ V, $I_E = -300$ mA
C_{ob}	Output Capacitance		10		pF	$V_{CB} = 10$ V, $I_E = 0$, $f = 1.0$ MHz
I_{CBO}	Collector Cutoff Current			100	nA	$V_{CB} = 25$ V, $I_E = 0$
I_{EBO}	Emitter Cutoff Current			100	nA	$V_{EB} = 10$ V, $I_C = 0$
V_{BE}^{**}	Base to Emitter Voltage	600		700	mV	$V_{CE} = 2.0$ V, $I_C = 50$ mA
$V_{CE(sat)}^{**}$	Collector Saturation Voltage		0.14	0.3	V	$I_C = 300$ mA, $I_B = 3.0$ mA
$V_{BE(sat)}^{**}$	Base Saturation Voltage		0.77	1.2	V	$I_C = 300$ mA, $I_B = 3.0$ mA
t_{on}	Turn-On Time		0.13		μ s	$(V_{CC} = 10$ V, $V_{BE(off)} \doteq -2.7$ V) $I_C = 200$ mA $I_{B1} = -I_{B2} = 4.0$ mA
t_{stg}	Storage Time		0.90		μ s	
t_{off}	Turn-Off Time		1.1		μ s	

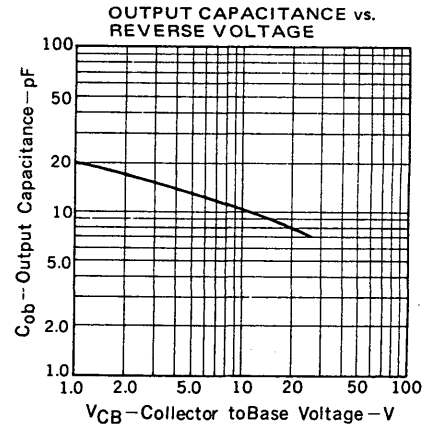
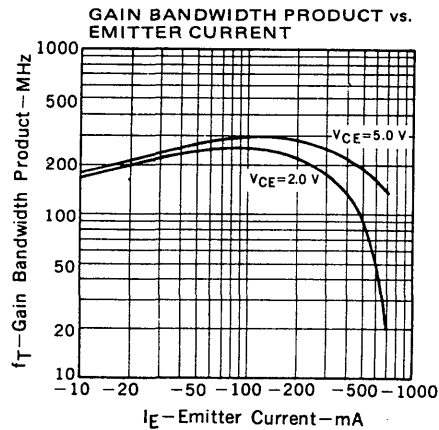
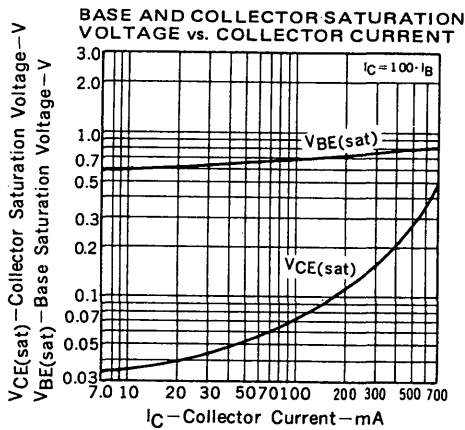
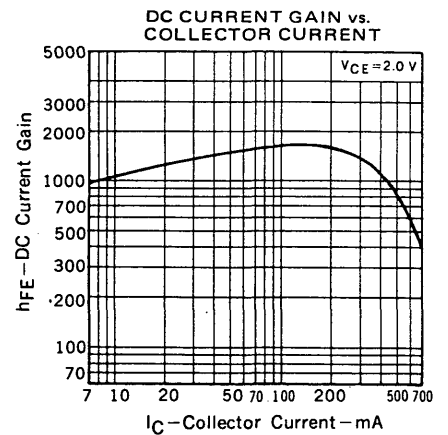
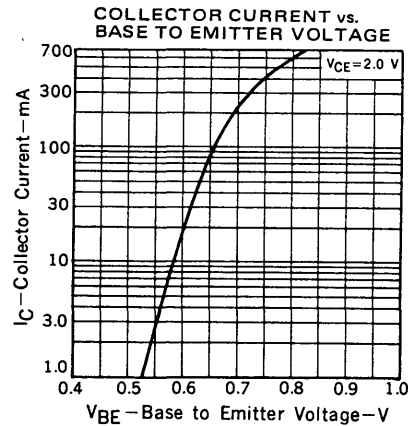
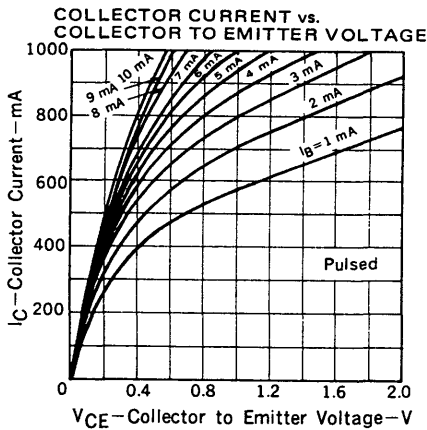
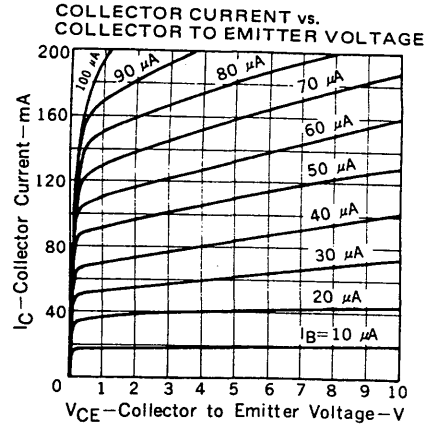
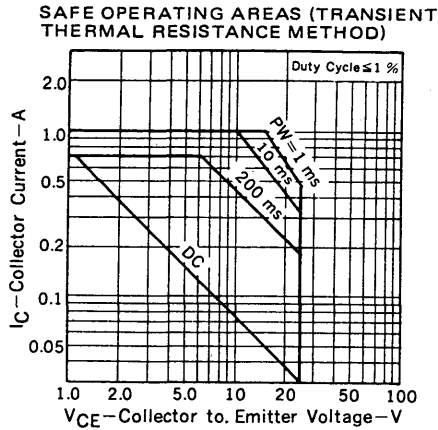
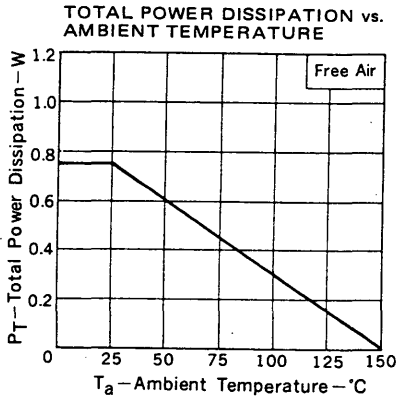
**Pulsed PW ≤ 350 μ s, Duty Cycle ≤ 2 %

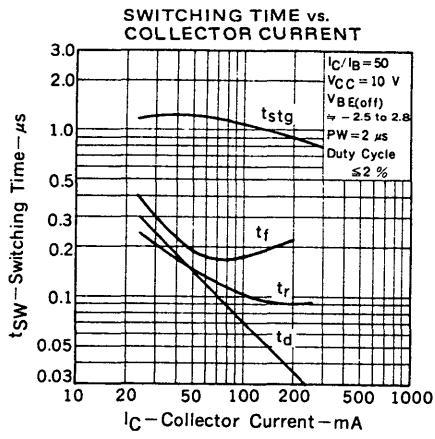
Classification of h_{FE1}

Rank	M	L	K
Range	800 to 1600	1200 to 2400	2000 to 3200

Test Conditions: $V_{CE} = 2.0$ V, $I_C = 300$ mA

TYPICAL CHARACTERISTICS ($T_a = 25^\circ\text{C}$)





This datasheet has been download from:

www.datasheetcatalog.com

Datasheets for electronics components.