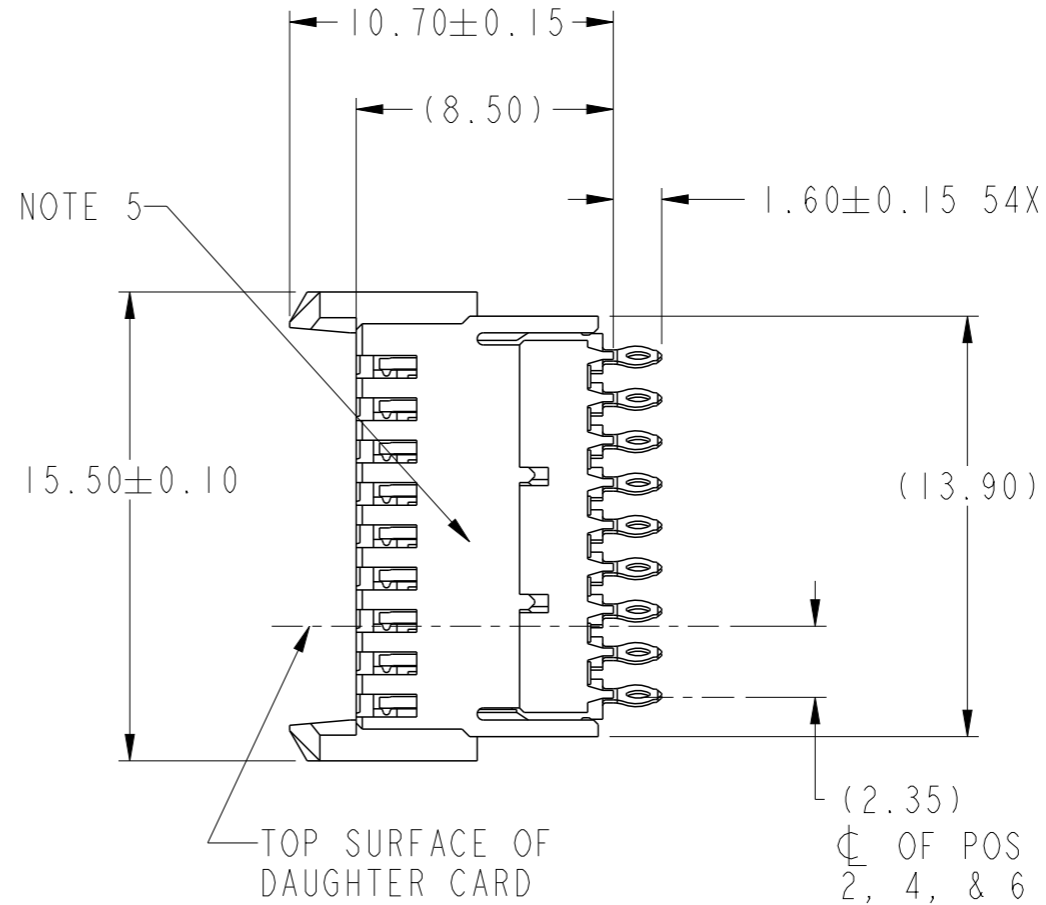
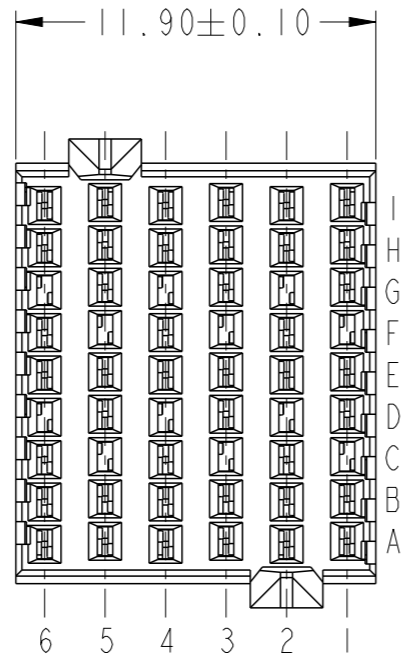


PRODUCT NUMBER
SEE TABLE, SHEET 5

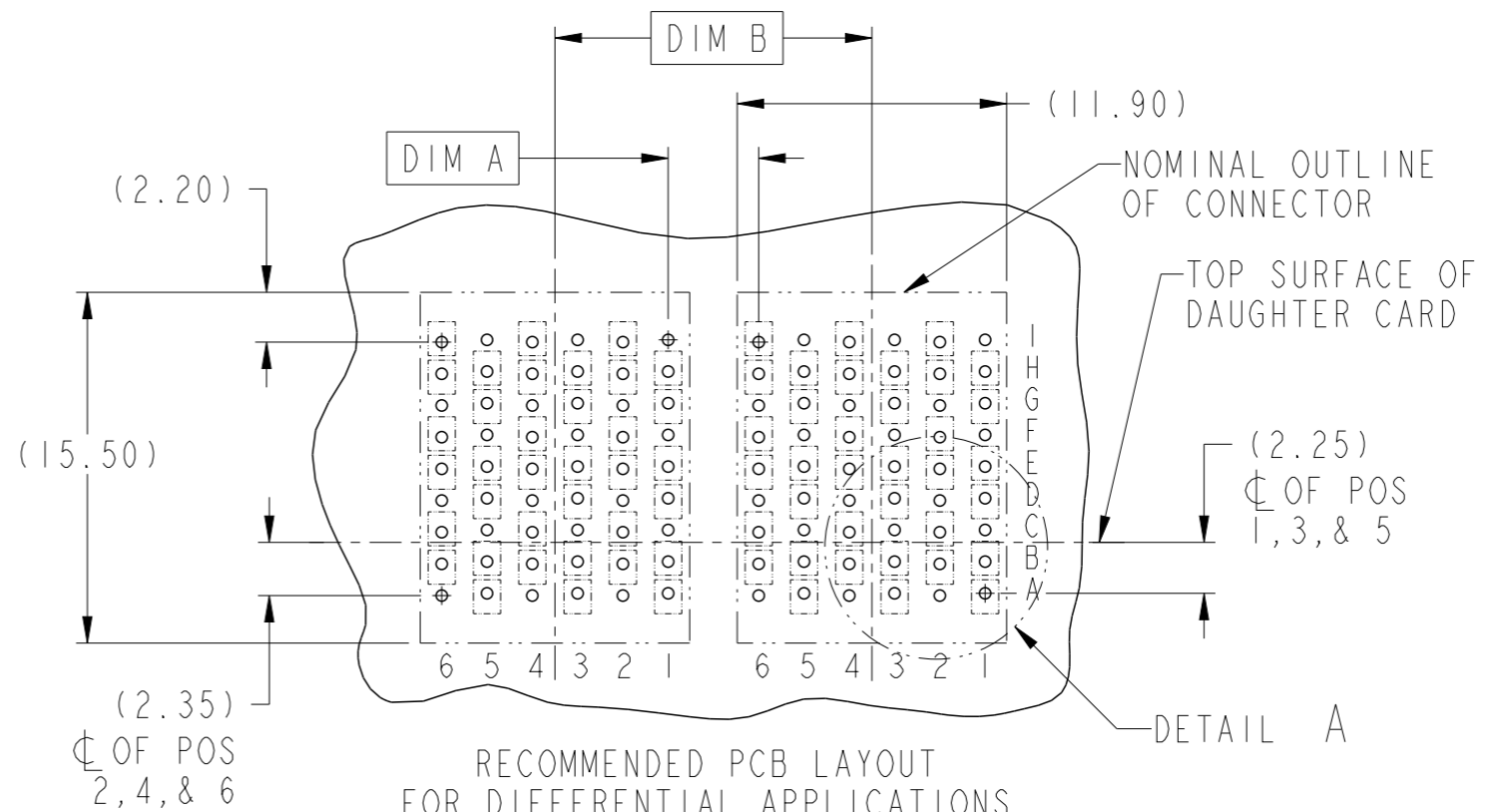


Amphenol
FCi

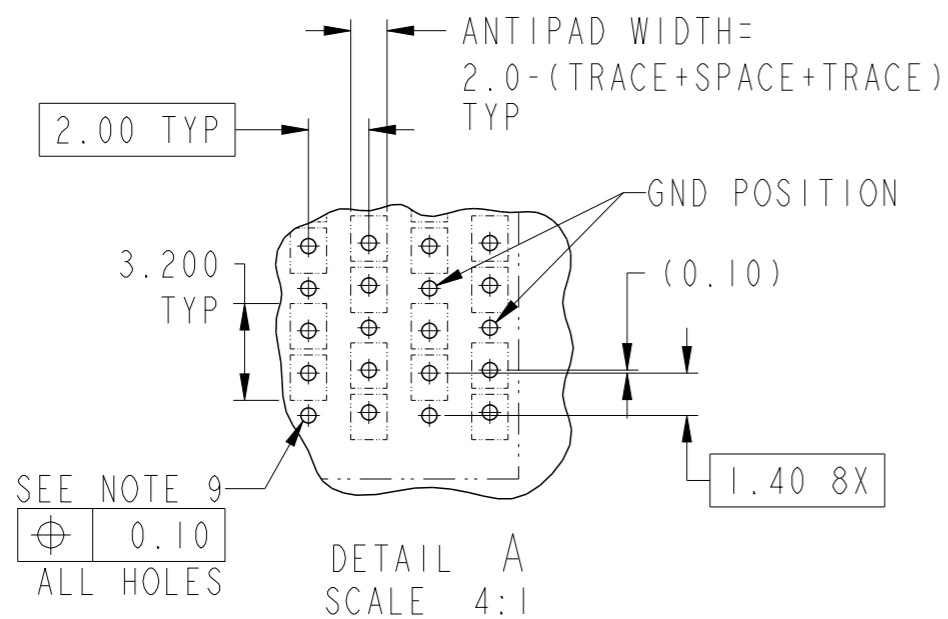
© 2020 Amphenol Corporation

spec ref		dr	Sandar Soe	2013/03/05	projection	MM	size	A3	scale	4:1	
tolerance std		eng	Tian-Zhao Lin	2021/05/25			ecn no		ELX-DG-41003-1		
ASME Y14.5		chr	-	-			rel level		Released		
TOLERANCES UNLESS OTHERWISE SPECIFIED		appr	Heaven Cen	2021/06/03	product family		AirMax VS				
surface	linear	0.X	± 0.3			AirMax VS2 VERT RECEPT ASSY		dwg no 10124469	rev		
		0.XX	± 0.10			B					
ASME Y14.5	angular	0°	$\pm 2^\circ$			amphenol-icc.com			cat. no.		-
		Product - Customer Drw		sheet 1 of 4							

ADJACENT HEADER WIDTHS	DIM A	DIM B
12MM/12MM	2.00	12.00
12MM/14MM	3.00	13.00
14MM/14MM	4.00	14.00

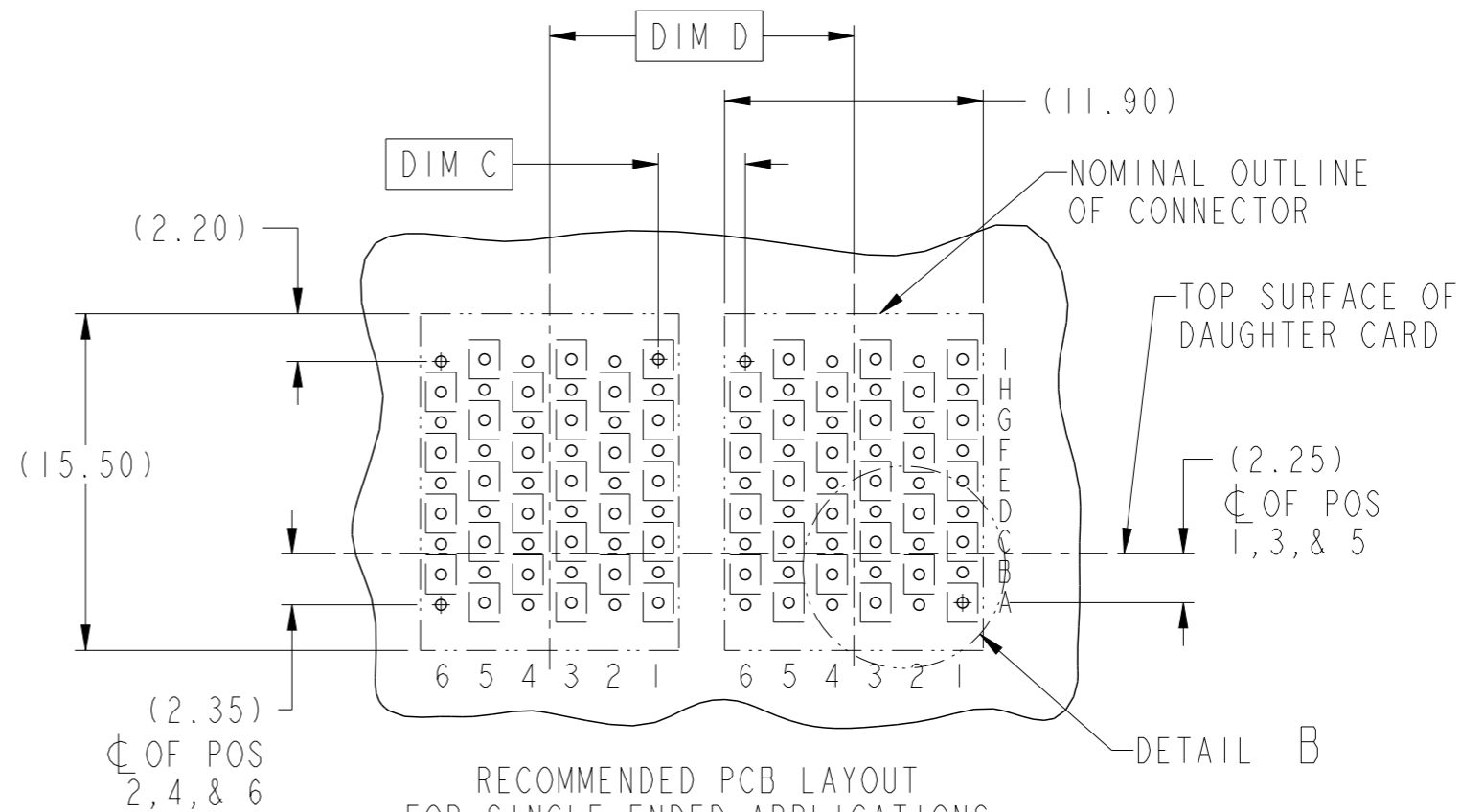


RECOMMENDED PCB LAYOUT
FOR DIFFERENTIAL APPLICATIONS
COMPONENT SIDE
(TWO ADJACENT FOOTPRINTS SHOWN)
NOTES 6 & 7

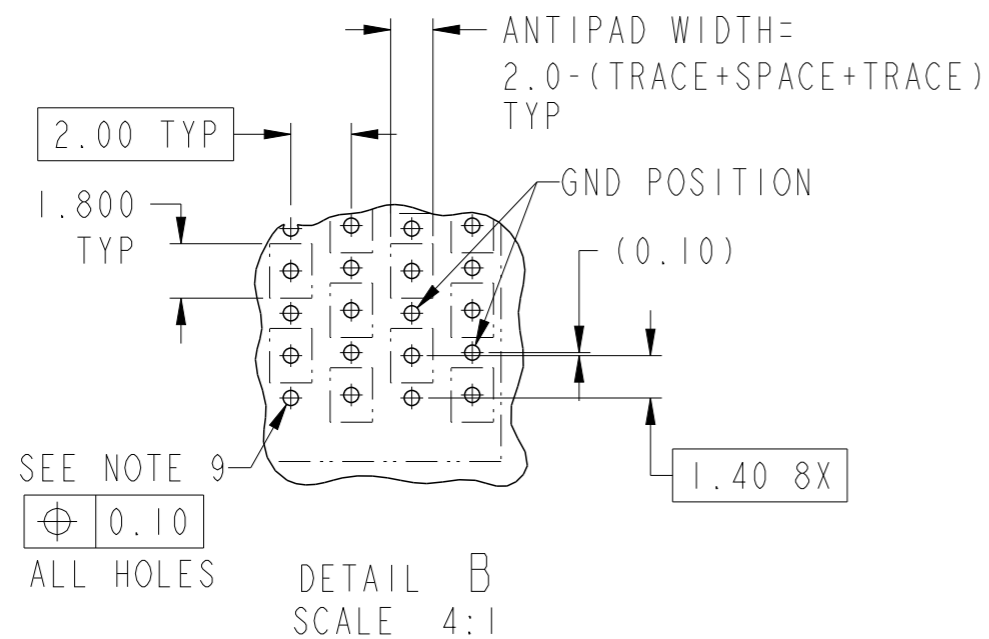


spec ref	dr	Sandar Soe	2013/03/05	projection	MM	size	A3	scale	3:1
tolerance std	eng	Tian-Zhao Lin	2021/05/25			ecn no	ELX-DG-41003-1	rel level	Released
ASME Y14.5	chr	-	-						
	appr	Heaven Cen	2021/06/03	product family					
surface	linear	0.X	±0.3	Amphenol FCI AirMax VS2 VERT RECEIPT ASSY PRESS-FIT, 54POS, 12mm, GXT+	dwg no 10124469	rev B			
3.200		0.XX	±0.10						
ASME Y14.5	angular	0°	±2°						
amphenol-icc.com				cat. no.	-	Product - Customer Drw		sheet 2 of 4	

ADJACENT HEADER WIDTHS	DIM C	DIM D
12MM/12MM	2.00	12.00
12MM/14MM	3.00	13.00
14MM/14MM	4.00	14.00

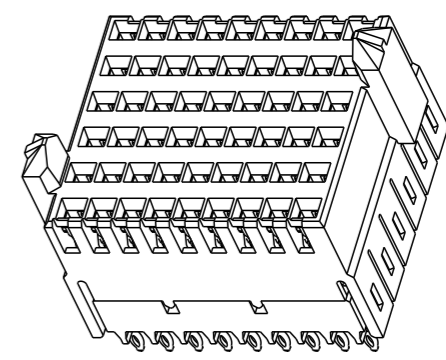


RECOMMENDED PCB LAYOUT
FOR SINGLE ENDED APPLICATIONS
COMPONENT SIDE
(TWO ADJACENT FOOTPRINTS SHOWN)
NOTES 6 & 7



spec ref	dr	Sandar Soe	2013/03/05	projection	MM	size	A3	scale	3:1
tolerance std	eng	Tian-Zhao Lin	2021/05/25			ecn no	ELX-DG-41003-1	rel level	Released
ASME Y14.5	chr	-	-						
	appr	Heaven Cen	2021/06/03	product family					
surface	linear	0.X	±0.3	Amphenol FCI AirMax VS2 VERT RECEPT ASSY PRESS-FIT, 54POS, 12mm, GXT+	dwg no 10124469	rev B			
3.200	0.XX	±0.10							
ASME Y14.5	0.XXX	±0.050							
	angular	0°	±2°	amphenol-icc.com	cat. no.	-	Product - Customer Drw	sheet 3 of 4	

PART NUMBER	PRESS-FIT TAIL PLATING TYPE
10124469-102	TIN/LEAD ALLOY OVER NICKEL
10124469-102LF	TIN OVER NICKEL (LEAD FREE)



NOTES:

1. CONNECTOR MATERIALS:
HOUSING & RETAINER: HIGH TEMP THERMOPLASTIC, NATURAL, UL94V-0
IMLA PLASTIC: HIGH TEMP THERMOPLASTIC, BLACK, UL94V-0
CONTACT: COPPER ALLOY
2. CONTACT PLATING:
SEPARABLE INTERFACE: PERFORMANCE-BASED PLATING, QUALIFIED TO MEET THE REQUIREMENTS OF FCI PRODUCT SPECIFICATION GS-12-239, INCLUDING TELCORDIA GR-1217-CORE (November 1995) CENTRAL OFFICE TEST SEQUENCE.

PRESS-FIT TAILS: SEE TABLE
3. PRODUCT SPECIFICATION: GS-12-239
4. APPLICATION SPECIFICATION: GS-20-035
5. PRODUCT MARKING, (PART NUMBER & LOT CODE), ON THIS SURFACE
6. REFER TO CUSTOMER DRAWING 10035911 FOR INFORMATION REGARDING PCB LAYOUT OF POWER AND GUIDE MODULES RELATIVE TO SIGNAL MODULES
7. POSITIONS F OF ODD NUMBERED COLUMNS AND POSITIONS G OF EVEN NUMBERED COLUMNS CORRESPOND TO EARLY MATE HEADER PINS
8. THERE IS NO GROUND BUSSING WITHIN THE CONNECTOR SYSTEM
9. REFER TO CUSTOMER DRAWING 10045979 FOR INFORMATION ON PCB HOLE DIAMETERS AND PLATING OPTIONS.
10. THIS PRODUCT MEETS EUROPEAN UNION DIRECTIVES AND OTHER COUNTRY REGULATIONS AS DESCRIBED IN GS-22-008.
11. THE HOUSING WILL WITHSTAND EXPOSURE TO 260°C PEAK TEMPERATURE FOR 40 SECONDS IN A CONVECTION, INFRA-RED OR VAPOR PHASE REFLOW OVEN.
12. PACKAGING MEETS GS-14-920 LEAD FREE LABELING SPECIFICATION.

Amphenol FCI

© 2020 Amphenol Corporation

spec ref		dr	Sandar Soe	2013/03/05	projection	MM	size	A3	scale	3:1
tolerance std		eng	Tian-Zhao Lin	2021/05/25		← →	ecn no		ELX-DG-41003-1	
ASME Y14.5		chr	-	-			rel level		Released	
surface		appr	Heaven Cen	2021/06/03	product family		AirMax VS		rev	
ASME Y14.5	linear	TOLERANCES UNLESS OTHERWISE SPECIFIED		Amphenol FCI	AirMax VS2 VERT RECEPT ASSY		10124469		B	
		0.X	±0.3							
		0.XX	±0.10	amphenol-icc.com		cat. no.		Product - Customer Drw		sheet 4 of 4
		0.XXX	±0.050							
	angular	0°	±2°							