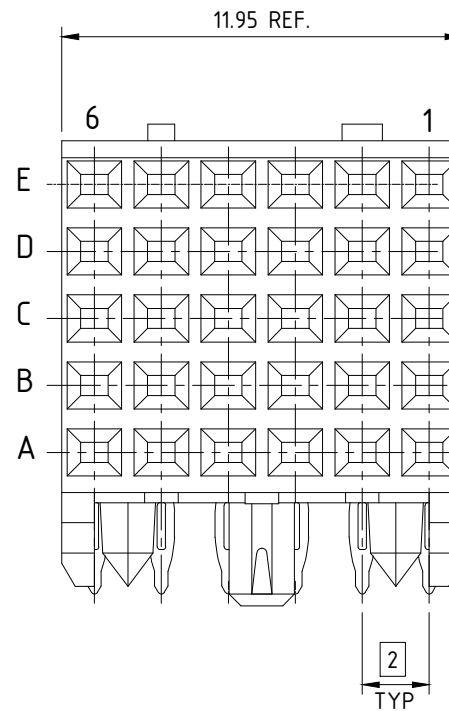
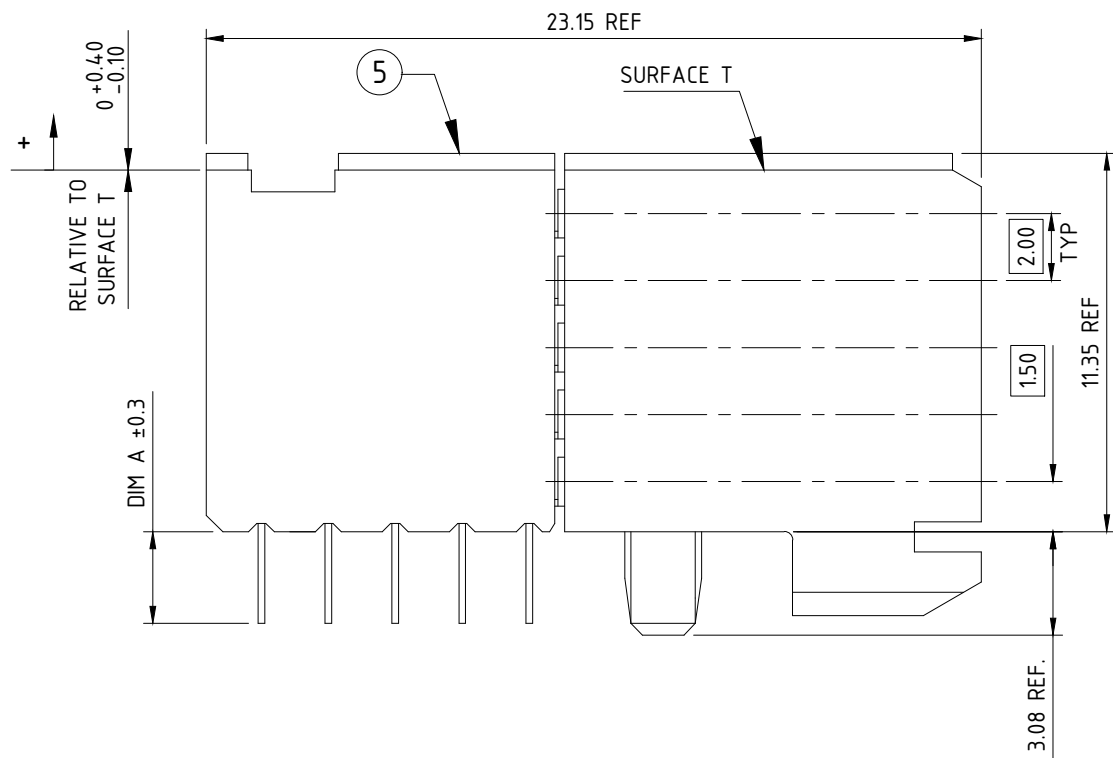
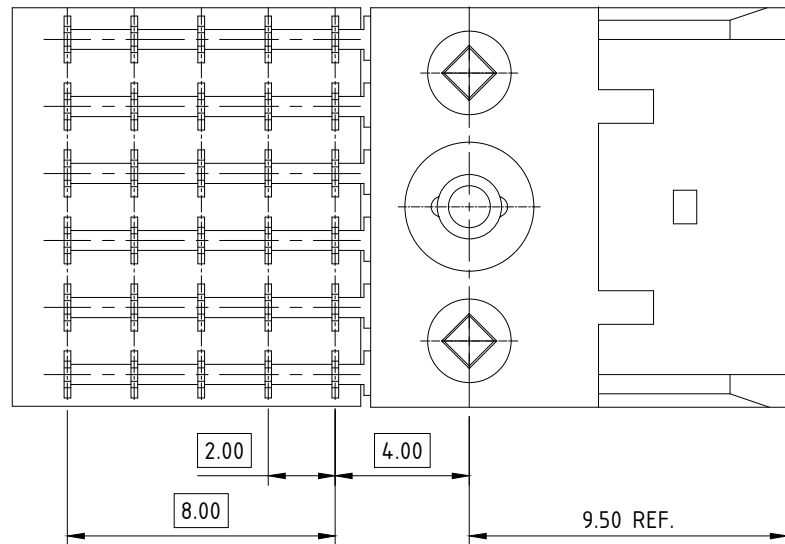
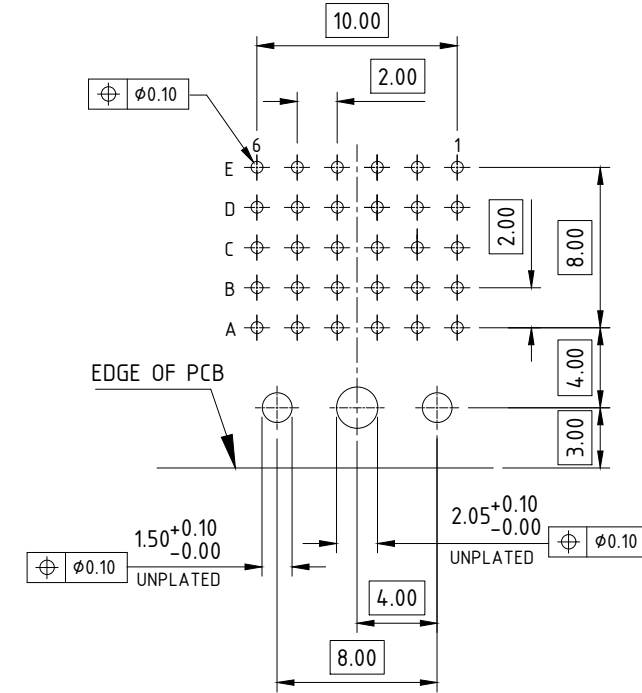


PRODUCT NUMBER	TAIL LGTH. DIM "A"	PCB THICKNESS±0.20
89047-X02LF	2.90	1.6
89047-X12LF	3.53	2.4



PCB LAYOUT - COMPONENT SIDE.



NOTES:

- CONNECTOR MATERIALS:
HOUSING : THERMOPLASTIC UL 94-V0
CONTACT : COPPER ALLOY
- PRODUCT SPECIFICATION : GS-12-002
- APPLICATION SPECIFICATIONS : BUS-20-061, GS-20-001 & TA-941
- FOR PLATING SPECIFICATION REFER DRAWING NO : 10159408
- TOP SURFACE OF PRESS BLOCK MAY EXTEND UP TO 0.4MM HIGHER THAN HOUSING. THIS MAY AFFECT THE TAIL LENGTH BEFORE APPLICATION TO A BOARD.
- THESE PRODUCTS WHERE THE PART NUMBER ENDS IN "LF" MEET THE EUROPEAN UNION DIRECTIVES AND OTHER COUNTRY REGULATIONS AS DESCRIBED IN GS-47-0004.
- THIS PRODUCTS WILL WITHSTAND EXPOSURE TO 240°C FOR 60 SECONDS IN A CONVECTION, INFAR-RED OR VAPOR PHASE REFLOW OVEN.
- FOR RECCOMENDED PTH DIMENSIONS REFER DRAWING NO : 58351.

mat'l. code				surface		tolerance		projection		product family	
NOTE 1				ISO 1302		ISO 406 ISO 1101		mm		METRAL	
ltr	ecn no	dr	date	tolerances unless otherwise specified						title	
V	DG09-0068	Cenh	2009-06-06	angles	linear	.X±0.3				B SERIES RA SIGNAL REC.ASSY	
W	DG11-0061	Cenh	2011-03-03			.XX±0.13				5 ROW, 1 MOD, PF	
X	ELX-I-37743	MINI	2020-07-23	0°±2°		.XXX±.051		scale		dwg no	
				dr	C.DAILY	2002-06-18				sheet 1 of 1	
				enr	ARUN	2020-07-01				size	
				chr	ALEX BABU	2020-07-23				A3	
				appd	SANOJ	2020-07-23				type	
										Product Customer Drawing	
sheet index	revision sheet	X	1								

Amphenol FCI

© 2016 AFCI