

SUPER FLUX LED LAMP, 4PIN LED
BL-FL7644xx
Features:

- Ø 7.62*7.62*4.0MM, 4MM Cylindrical, Inverted Cone SUPER FLUX LED LAMP
- Ø Ultra brightness.
- Ø Wide Viewing Angles.
- Ø Ideal For Backlight and Indicator
- Ø RoHs Compliance


n Electrical-optical characteristics: (Ta=25°C) (Test Condition: IF=70mA)

Part Number	Chip			Lens Type	Forward Voltage(VF) Unit: V		Luminous Intensity (lv) Unit:mcd		Viewing Angle 2θ1/2 (deg)
	Emitted Color	Material	λp (nm)		Typ	Max	Min.	Typ.	
					BL-FL7644URC	Ultra Red	AlGaAs,DDH	660	
BL-FL7644UEC	Ultra Orange	AlGaInP	630	2.10	2.50	180	900		
BL-FL7644UYC	Ultra Yellow	AlGaInP	590	2.10	2.50	300	900		
BL-FL7644UGC	Ultra Green	AlGaInP	574	2.20	2.50	400	700		
BL-FL7644PGC	Ultra Pure Green	InGaN	525	3.80	4.50	600	3000		
BL-FL7644BGC	Ultra Bluish Green	InGaN	505	3.80	4.50	500	2800		
BL-FL7644UBC	Ultra Blue	InGaN	470	2.70	4.20	500	3000		
BL-FL7644UWC	Ultra White	InGaN	/	2.70	4.20	500	3000		

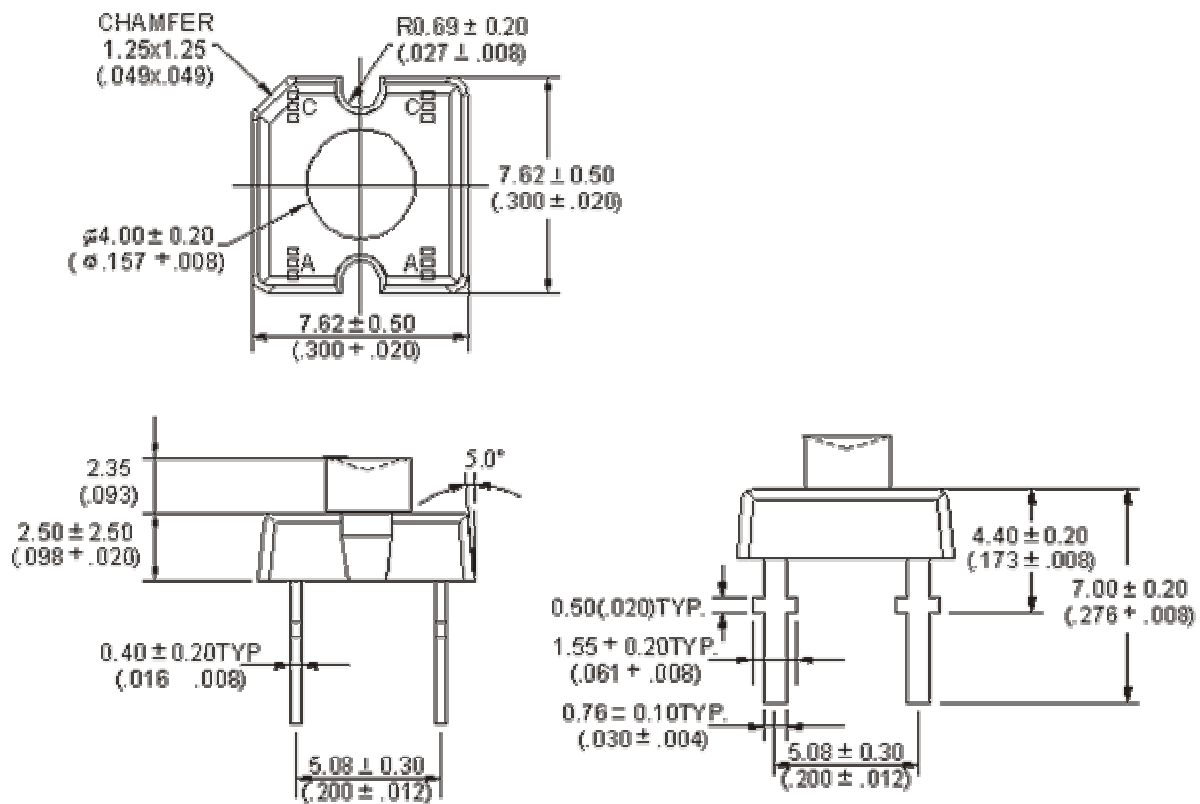
n Absolute maximum ratings (Ta=25°C)

Parameter	UR	UE	UY	UG	PG	BG	UB	W	Unit
Forward Current I _F	25	30	30	30	30	30	30	30	mA
Power Dissipation P _d	60	65	65	75	110	110	120	120	mW
Reverse Voltage V _R	5	5	5	5	5	5	5	5	V
Peak Forward Current I _{PF} (Duty 1/10 @ 1KHZ)	150	150	150	150	150	100	100	100	mA
Operation Temperature T _{OPR}	-40 to +80								°C
Storage Temperature T _{STG}	-40 to +85								°C
Lead Soldering Temperature T _{SOL}	Max.260±5°C for 3 sec Max. (1.6mm from the base of the epoxy bulb)								°C

SUPER FLUX LED LAMP, 4PIN LED

BL-FL7644xx

■ **Package configuration & Internal circuit diagram**



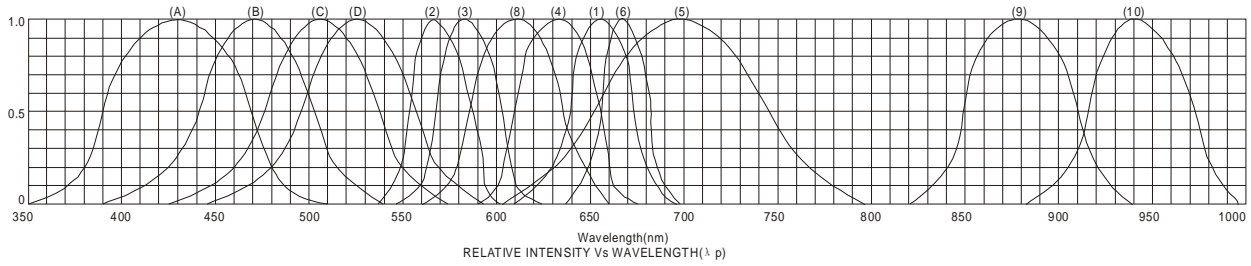
Notes:

1. All dimensions are in millimeters (inches)
2. Tolerance is ±0.25(0.01") unless otherwise noted.
3. Specifications are subject to change without notice.

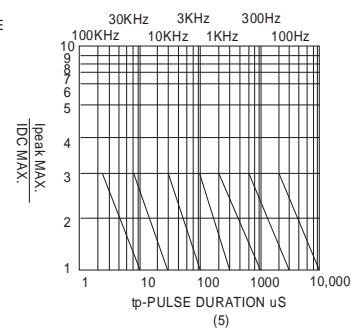
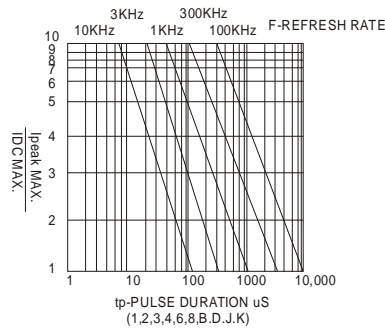
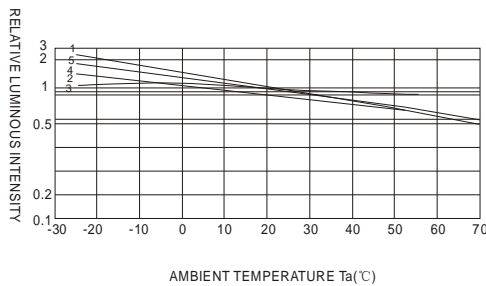
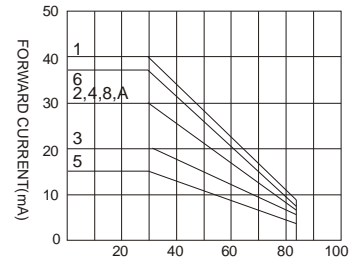
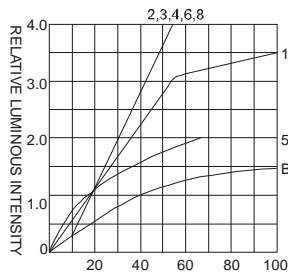
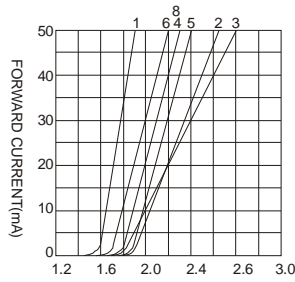
SUPER FLUX LED LAMP, 4PIN LED

BL-FL7644xx

■ **Typical electrical-optical characteristics curves:**



- | | |
|---|--------------------------------------|
| (1) - GaAsP/GaAs 655nm/Red | (9) - GaAlAs 880nm |
| (2) - GaP 570nm/Yellow Green | (10) - GaAs/GaAs & GaAlAs/GaAs 940nm |
| (3) - GaAsP/GaP 585nm/Yellow | (A) - GaN/SiC 430nm/Blue |
| (4) - GaAsP/GaP 635nm/Orange & Hi-Eff Red | (B) - InGaN/SiC 470nm/Blue |
| (5) - GaP 700nm/Bright Red | (C) - InGaN/SiC 505nm/Ultra Green |
| (6) - GaAlAs/GaAs 660nm/Super Red | (D) - InGaAl/SiC 525nm/Ultra Green |
| (8) - GaAsP/GaP 610nm/Super Red | |



NOTE:25°C free air temperature unless otherwise specified