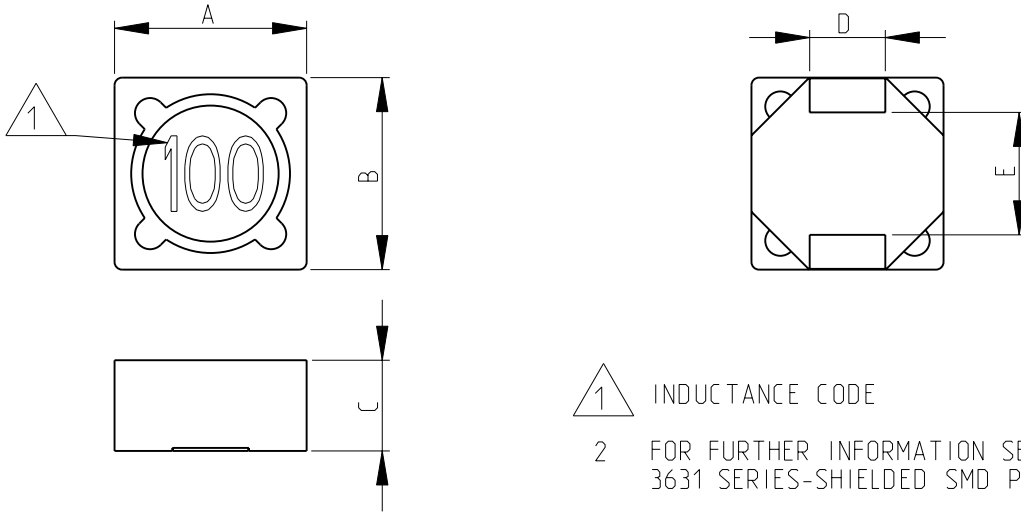
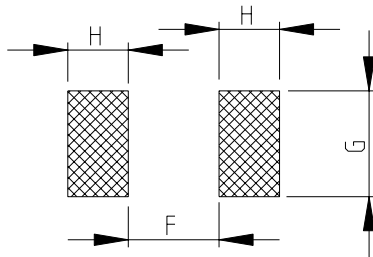


LOC	DIST	REVISIONS					
E	B	P	LTR	DESCRIPTION	DATE	DWN	APVD
			BC1	REVISED PER ECO-11-005150	28MAR2011	RK	HMR



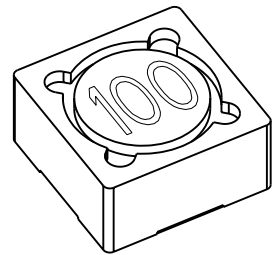
- 1 INDUCTANCE CODE
- 2 FOR FURTHER INFORMATION SEE DATA SHEET FOR 3631 SERIES-SHIELDED SMD POWER INDUCTORS

RECOMMENDED LAND PATTERN FOR 3631B, 3631C SERIES

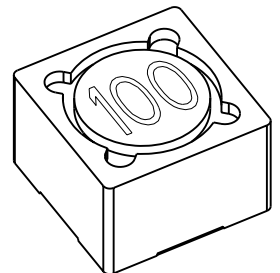


RoHS Compliant

SERIES 3631B AS SHOWN



SERIES 3631C AS SHOWN



DESCRIPTION AND DETAIL OF CHANGE	EPOXY METHOD CHANGED	
	BEFORE CHANGE	AFTER CHANGE
	EPOXY ALL AROUND TERMINALS (MARKED BLACK AREA)	EPOXY ON FOUR SPOTS (MARKED BLACK AREA)
	3631B-3631C SERIES	3631B-3631C SERIES

3631C	12.7	12.7	8.0	5.0	8.1	6.0	7.0	4.0
3631B	12.7	12.7	6.0	5.0	8.1	6.0	7.0	4.0
SERIES	A±0.3	B±0.3	C±0.5	D±0.2	E (typ)	F (ref)	G (ref)	H (ref)

2008

RELEASED FOR PUBLICATION

THIS DRAWING IS UNPUBLISHED.

ALL RIGHTS RESERVED.

BY -

© COPYRIGHT 2008

DIMENSIONS:	DWN SUBHASH.M	02-Sep-08	MATERIAL	-	FINISH	-
mm	CHK PRAKASH.S	02-Sep-08	TE Connectivity			
TOLERANCES UNLESS OTHERWISE SPECIFIED:	APVD STEPHEN.P	02-Sep-08				
0 PLC ±0.5	PRODUCT SPEC	-	NAME SHIELDED SMD POWER INDUCTORS			
1 PLC ±0.2	-	-	SERIES 3631			
2 PLC ±0.1	APPLICATION SPEC	-	SIZE	CAGE CODE	DRAWING NO	RESTRICTED TO
3 PLC ±	-	-	A 4	00779	C=1625812	-
4 PLC ±	WEIGHT	-	CUSTOMER DRAWING			
ANGLES ±5°	-	-	SCALE	2:1	SHEET 1 OF 1	REV BC1

Mouser Electronics

Authorized Distributor

Click to View Pricing, Inventory, Delivery & Lifecycle Information:

[TE Connectivity:](#)

[3631B101LL](#)