



# PZS524V3BCH~PZS5275BCH

## SURFACE MOUNT SILICON ZENER DIODE

**VOLTAGE**

**4.3V~75V**

**POWER**

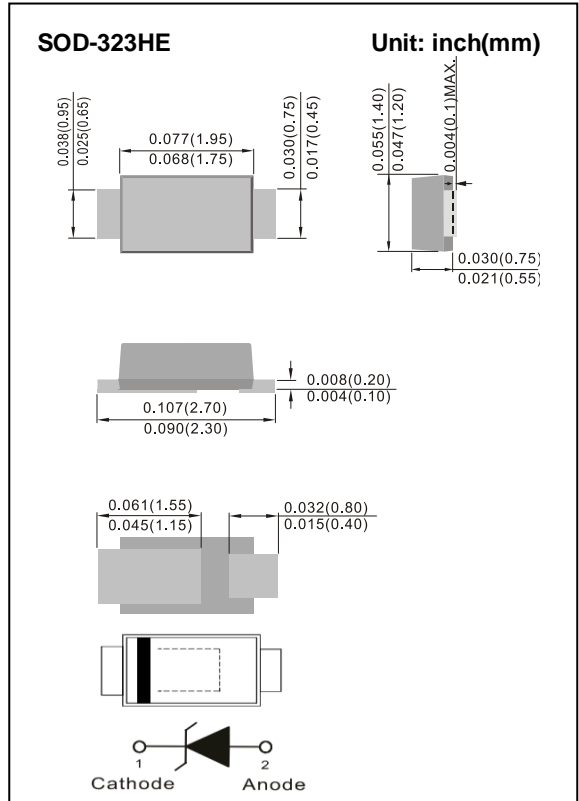
**500 mWatt**

### Features

- Planar Die construction
- 500mW Power Dissipation
- Ideally Suited for Automated Assembly Processes
- Lead free in compliance with EU RoHS 2011/65/EU directive
- Green molding compound as per IEC61249 Std..(Halgen Free)

### Mechanical Data

- Terminals: Solderable per MIL-STD-750, Method 2026
- Polarity: Color band denotes cathode end
- Approx. Weight: 0.0002 ounces, 0.005 grams



### Maximum Ratings ( $T_A=25^{\circ}\text{C}$ unless otherwise noted)

PARAMETER	SYMBOL	LIMIT	UNITS
Peak Pulse Power Dissipation at $T_A=25^{\circ}\text{C}$ (Notes 1)	$P_D$	500	mW
Typical Thermal Resistance (Notes 2)	$R_{\theta JA}$	250	$^{\circ}\text{C}/\text{W}$
Operating Junction Temperature Range	$T_J$	-55 to +150	$^{\circ}\text{C}$
Storage Temperature Range	$T_{STG}$	-55 to +150	$^{\circ}\text{C}$

**NOTES :**

1. Mounted on a  $5\text{mm}^2$  copper pads to each terminal.
2. Mounted on a FR-4 PCB, single-sided copper, mini pad .



## PZS524V3BCH~PZS5275BCH

Electrical Characteristics ( $T_A=25^{\circ}\text{C}$  unless otherwise noted)

Part Number	Nominal Zener Voltage				Nominal Zener Impedance				Max. Reverse Leakage Current		Marking Code
	$V_Z@I_{ZT}$				$Z_{ZT}@I_{ZT}$		$Z_{ZK}@I_{ZK}$		$I_R@V_R$		
	Nom. V	Min. V	Max. V	mA	$\Omega$	mA	$\Omega$	mA	$\mu\text{A}$	V	
PZS524V3BCH	4.3	4.08	4.52	5	95	5	600	1	5	1	ACH
PZS524V7BCH	4.7	4.46	4.94	5	78	5	500	1	5	1	BCH
PZS525V1BCH	5.1	4.84	5.36	5	60	5	480	1	0.1	0.8	CCH
PZS525V6BCH	5.6	5.32	5.88	5	40	5	400	1	0.1	1	DCH
PZS526V2BCH	6.2	5.89	6.51	5	10	5	150	1	0.1	2	FCH
PZS526V8BCH	6.8	6.46	7.14	5	8	5	80	1	0.1	3	HCH
PZS527V5BCH	7.5	7.12	7.88	5	7	5	80	1	0.1	5	ICH
PZS528V2BCH	8.2	7.79	8.61	5	7	5	80	1	0.1	6	JCH
PZS528V7BCH	8.7	8.26	9.14	5	7	5	100	1	0.1	6.5	KCH
PZS529V1BCH	9.1	8.64	9.56	5	10	5	100	1	0.1	7	LCH
PZS5210BCH	10	9.5	10.5	5	15	5	150	1	0.1	7.5	MCH
PZS5211BCH	11	10.45	11.55	5	20	5	150	1	0.1	8.5	NCH
PZS5212BCH	12	11.4	12.6	5	20	5	150	1	0.1	9	PCH
PZS5213BCH	13	12.35	13.65	5	25	5	170	1	0.1	10	RCH
PZS5214BCH	14	13.3	14.7	5	25	5	170	1	0.1	10.5	SCH
PZS5215BCH	15	14.25	15.75	5	30	5	200	1	0.1	11	TCH
PZS5216BCH	16	15.2	16.8	5	40	5	200	1	0.1	12	UCH
PZS5217BCH	17	16.15	17.85	5	40	5	200	1	0.1	13	VCH
PZS5218BCH	18	17.1	18.9	5	50	5	225	1	0.1	14	WCH
PZS5220BCH	20	19	21	5	50	5	220	1	0.1	15	XCH
PZS5222BCH	22	20.9	23.1	5	55	5	250	1	0.1	17	YCH
PZS5224BCH	24	22.8	25.2	5	80	5	250	1	0.1	18	ZCH
PZS5227BCH	27	25.65	28.35	5	80	5	300	1	0.1	20	2CH
PZS5228BCH	28	26.6	29.4	5	80	5	300	1	0.1	22	3CH
PZS5230BCH	30	28.5	31.5	5	80	5	300	1	0.1	22.5	4CH
PZS5233BCH	33	31.35	34.65	5	80	5	325	1	0.1	25	6CH
PZS5236BCH	36	34.2	37.8	5	90	5	350	1	0.1	27	7CH
PZS5239BCH	39	37.05	40.95	5	90	5	350	1	0.1	29	9CH



## PZS524V3BCH~PZS5275BCH

Electrical Characteristics ( $T_A=25^\circ\text{C}$  unless otherwise noted)

Part Number	Nominal Zener Voltage				Nominal Zener Impedance				Max. Reverse Leakage Current		Marking Code
	$V_Z@I_{ZT}$				$Z_{ZT}@I_{ZT}$		$Z_{ZK}@I_{ZK}$		$I_R@V_R$		
	Nom. V	Min. V	Max. V	mA	$\Omega$	mA	$\Omega$	mA	$\mu\text{A}$	V	
PZS5243BCH	43	40.85	45.15	5	100	5	375	1	0.1	32	AEH
PZS5247BCH	47	44.65	49.35	5	100	5	375	1	0.1	35	BEH
PZS5251BCH	51	48.45	53.55	5	100	5	400	1	0.1	38	CEH
PZS5256BCH	56	53.2	58.8	2.5	135	2.5	1000	1	0.1	42	DEH
PZS5262BCH	62	58.9	65.1	2.5	150	2.5	1000	1	0.1	46	EEH
PZS5268BCH	68	64.6	71.4	2.5	200	2.5	1000	1	0.1	51	FEH
PZS5275BCH	75	71.25	78.75	2.5	250	2.5	1000	1	0.1	56	HEH



# PZS524V3BCH~PZS5275BCH

## TYPICAL CHARACTERISTIC CURVES

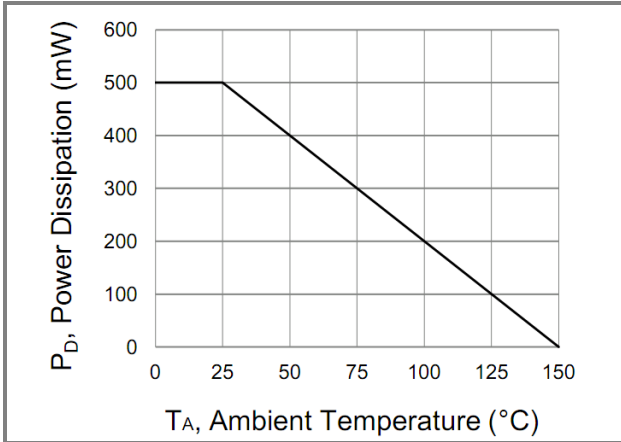


Fig.1 Steady-State Power Derating Curve

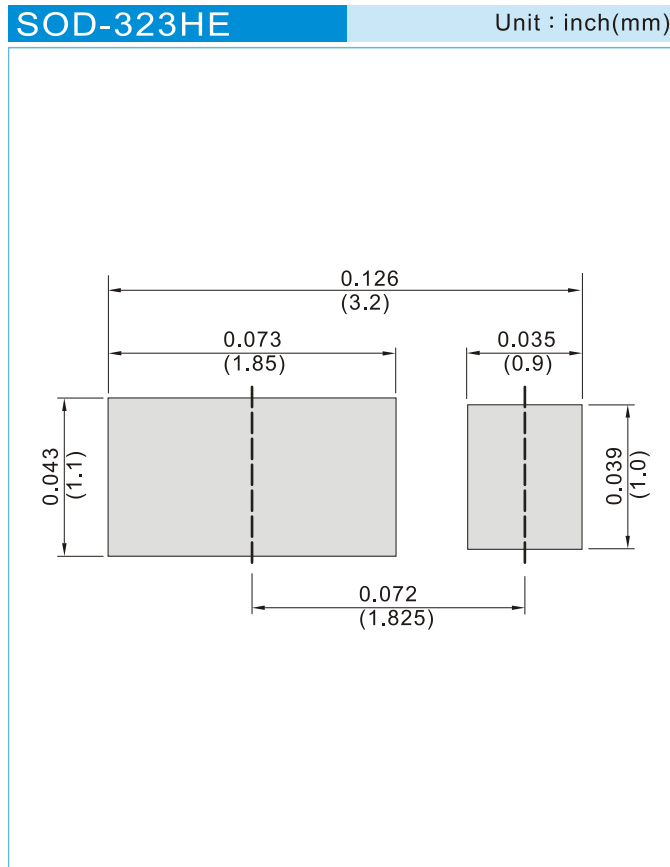


# PZS524V3BCH~PZS5275BCH

## Part No Packing Code Version

Part No Packing Code	Package Type	Packing Type	Marking	Version
PZS524V3BCH_R1_00001	SOD-323HE	5K pcs / 7" reel	ACH	Halogen free
PZS524V3BCH_R2_00001	SOD-323HE	12K pcs / 13" reel	ACH	Halogen free

## MOUNTING PAD LAYOUT





## PZS524V3BCH~PZS5275BCH

### Disclaimer

- Reproducing and modifying information of the document is prohibited without permission from Panjit International Inc..
- Panjit International Inc. reserves the rights to make changes of the content herein the document anytime without notification. Please refer to our website for the latest document.
- Panjit International Inc. disclaims any and all liability arising out of the application or use of any product including damages incidentally and consequentially occurred.
- Panjit International Inc. does not assume any and all implied warranties, including warranties of fitness for particular purpose, non-infringement and merchantability.
- Applications shown on the herein document are examples of standard use and operation. Customers are responsible in comprehending the suitable use in particular applications. Panjit International Inc. makes no representation or warranty that such applications will be suitable for the specified use without further testing or modification.
- The products shown herein are not designed and authorized for equipments requiring high level of reliability or relating to human life and for any applications concerning life-saving or life-sustaining, such as medical instruments, transportation equipment, aerospace machinery et cetera. Customers using or selling these products for use in such applications do so at their own risk and agree to fully indemnify Panjit International Inc. for any damages resulting from such improper use or sale.
- Since Panjit uses lot number as the tracking base, please provide the lot number for tracking when complaining.

# Mouser Electronics

Authorized Distributor

Click to View Pricing, Inventory, Delivery & Lifecycle Information:

[Panjit:](#)

[PZS524V3BCH\\_R1\\_00001](#) [PZS524V3BCH\\_R2\\_00001](#)