



# ER1600CT~ER1606CT

## ISOLATION SUPERFAST RECOVERY RECTIFIER

**VOLTAGE** 50 to 600 Volt **CURRENT** 16 Ampere

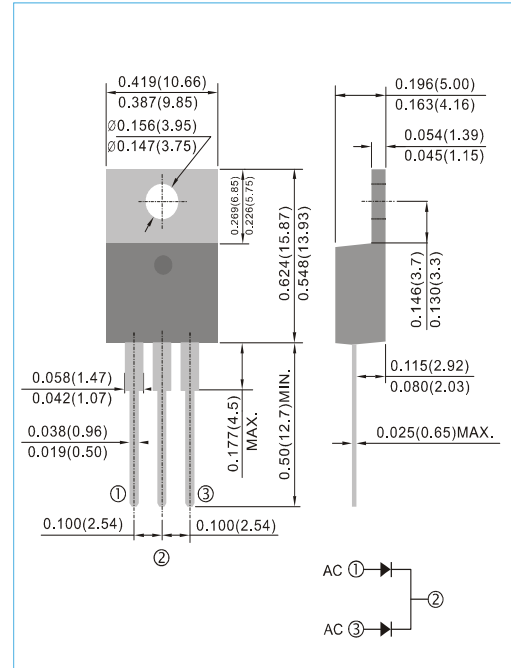
### FEATURES

- Plastic package has Underwriters Laboratory Flammability Classification 94V-O. Flame Retardant Epoxy Molding Compound.
- Low power loss, high efficiency.
- Low forward voltage, high current capability
- High surge capacity.
- Super fast recovery times, high voltage.
- Epitaxial chip construction.
- Lead free in compliance with EU RoHS 2011/65/EU directive
- Green molding compound as per IEC61249 Std. . (Halogen Free)

### MECHANICAL DATA

- Case: TO-220AB Molded plastic
- Terminals: Lead solderable per MIL-STD-750, Method 2026
- Polarity: As marked.
- Standard packaging: Any
- Weight: 0.067 ounces, 1.89 grams.

**TO-220AB** Unit : inch(mm)



### MAXIMUM RATING AND ELECTRICAL CHARACTERISTICS

Ratings at 25°C ambient temperature unless otherwise specified. Single phase, half wave, 60 Hz, resistive or inductive load.

For capacitive load, derate current by 20%

PARAMETER	SYMBOL	ER1600CT	ER1601CT	ER1601ACT	ER1602CT	ER1603CT	ER1604CT	ER1606CT	UNITS	
Maximum Recurrent Peak Reverse Voltage	$V_{RRM}$	50	100	150	200	300	400	600	V	
Maximum RMS Voltage	$V_{RMS}$	35	70	105	140	210	280	420	V	
Maximum DC Blocking Voltage	$V_{DC}$	50	100	150	200	300	400	600	V	
Maximum Average Forward Current at $T_c = 90^\circ\text{C}$	$I_{F(AV)}$	16							A	
Peak Forward Surge Current, 8.3ms single half sine-wave superimposed on rated load	$I_{FSM}$	125							A	
Maximum Forward Voltage at 8A	$V_F$	0.95			1.3		1.7		V	
Maximum DC Reverse Current at Rated DC Blocking Voltage $T_J = 25^\circ\text{C}$ $T_J = 100^\circ\text{C}$	$I_R$	1				500				$\mu\text{A}$
Maximum Reverse Recovery Time (Note 2)	$t_{rr}$	35								ns
Typical Junction Capacitance (Note 1)	$C_J$	62								pF
Typical Thermal Resistance	$R_{\theta JC}$	3								$^\circ\text{C} / \text{W}$
Operating and Storage Temperature Range	$T_J, T_{STG}$	-50 to +150							$^\circ\text{C}$	

#### NOTES :

1. Measured at 1 MHz and applied reverse voltage of 4 VDC.
2. Reverse Recovery Test Conditions :  $I_F = 0.5\text{A}$ ,  $I_R = 1\text{A}$ ,  $I_{rr} = 0.25\text{A}$ .
3. Both Bonding and Chip structure are available.



# ER1600CT~ER1606CT

## RATING AND CHARACTERISTIC CURVES

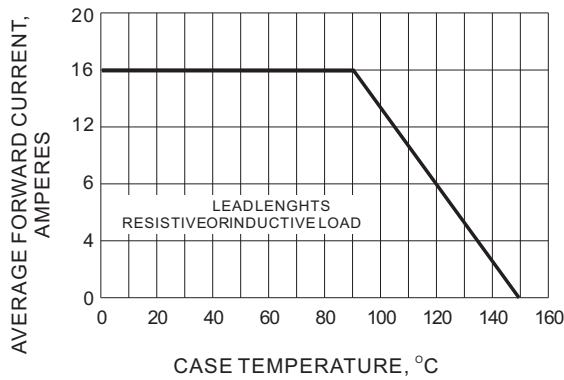


Fig.1- FORWARD CURRENT DERATING CURVE

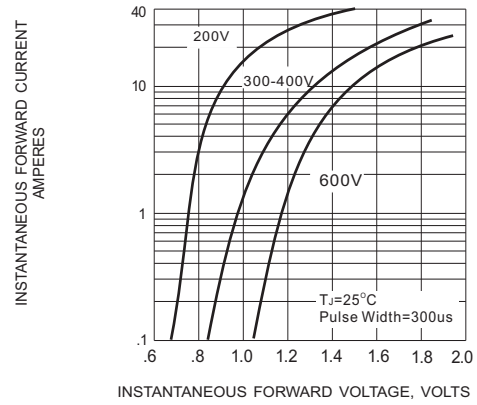


Fig.2- TYPICAL INSTANTANEOUS FORWARD CHARACTERISTIC

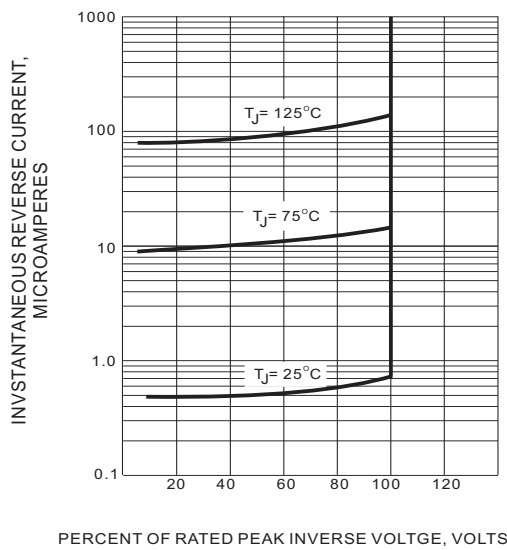


FIG.3 TYPICAL REVERSE CHARACTERISTICS

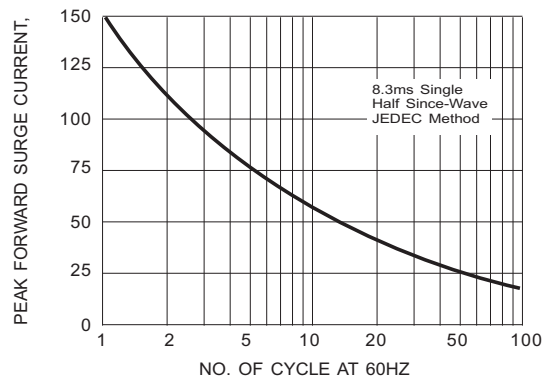


Fig.4- MAXIMUM NON-REPETITIVE SURGE CURRENT

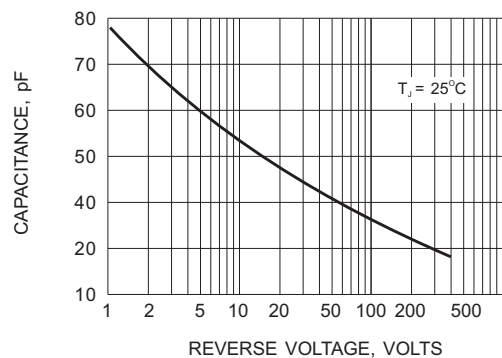


Fig.5- TYPICAL JUNCTION CAPACITANCE



## ER1600CT~ER1606CT

Part No\_packing code\_Version

ER1600CT\_T0\_00001

For example :

RB500V-40\_R2\_00001



Packing Code XX				Version Code XXXXX		
Packing type	1 <sup>st</sup> Code	Packing size code	2 <sup>nd</sup> Code	HF or RoHS	1 <sup>st</sup> Code	2 <sup>nd</sup> ~5 <sup>th</sup> Code
Tape and Ammunition Box (T/B)	A	N/A	0	HF	0	serial number
Tape and Reel (T/R)	R	7"	1	RoHS	1	serial number
Bulk Packing (B/P)	B	13"	2			
Tube Packing (T/P)	T	26mm	X			
Tape and Reel (Right Oriented) (TRR)	S	52mm	Y			
Tape and Reel (Left Oriented) (TRL)	L	PANASERT T/B CATHODE UP (PBCU)	U			
FORMING	F	PANASERT T/B CATHODE DOWN (PBCD)	D			



## ER1600CT~ER1606CT

---

### Disclaimer

- Reproducing and modifying information of the document is prohibited without permission from Panjit International Inc..
- Panjit International Inc. reserves the rights to make changes of the content herein the document anytime without notification. Please refer to our website for the latest document.
- Panjit International Inc. disclaims any and all liability arising out of the application or use of any product including damages incidentally and consequentially occurred.
- Panjit International Inc. does not assume any and all implied warranties, including warranties of fitness for particular purpose, non-infringement and merchantability.
- Applications shown on the herein document are examples of standard use and operation. Customers are responsible in comprehending the suitable use in particular applications. Panjit International Inc. makes no representation or warranty that such applications will be suitable for the specified use without further testing or modification.
- The products shown herein are not designed and authorized for equipments requiring high level of reliability or relating to human life and for any applications concerning life-saving or life-sustaining, such as medical instruments, transportation equipment, aerospace machinery et cetera. Customers using or selling these products for use in such applications do so at their own risk and agree to fully indemnify Panjit International Inc. for any damages resulting from such improper use or sale.
- Since Panjit uses lot number as the tracking base, please provide the lot number for tracking when complaining.

# Mouser Electronics

Authorized Distributor

Click to View Pricing, Inventory, Delivery & Lifecycle Information:

Panjit:

[ER1604CT\\_T0\\_00001](#)