

GRM32DR61E106KA12#

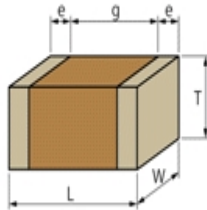
“#” indicates a package specification code.



< List of part numbers with package codes >

GRM32DR61E106KA12K GRM32DR61E106KA12L

Appearance & Shape



References

| Packaging | Specifications | Standard Packing Quantity |
|-----------|------------------|---------------------------|
| K | 330Embossed Tape | 4000 |
| L | 180Embossed Tape | 1000 |

| Mass (typ.) | |
|-------------|--------|
| 1 piece | 95.0mg |
| φ180mm Reel | 123g |

Attention

- 1.This datasheet is downloaded from the website of Murata Manufacturing Co., Ltd. Therefore, it's specifications are subject to change or our products in it may be discontinued without advance notice. Please check with our sales representatives or product engineers before ordering.
- 2.This datasheet has only typical specifications because there is no space for detailed specifications. Therefore, please review our product specifications or consult the approval sheet for product specifications before ordering.

GRM32DR61E106KA12#

“#” indicates a package specification code.

Specifications

| | |
|--|---------------|
| Length | 3.2±0.3mm |
| Width | 2.5±0.2mm |
| Thickness | 2.0±0.2mm |
| Capacitance | 10µF ±10% |
| Distance between external terminals g | 1.0mm min. |
| External terminal size e | 0.3mm min. |
| Operating Temperature Range | -55°C to 85°C |
| Rated Voltage | 25Vdc |
| Size code in inch(mm) | 1210 (3225M) |
| Capacitance change rate | ±15.0% |
| Temperature characteristics (complied standard) | X5R(EIA) |
| Temperature range of temperature characteristics | -55°C to 85°C |

Attention

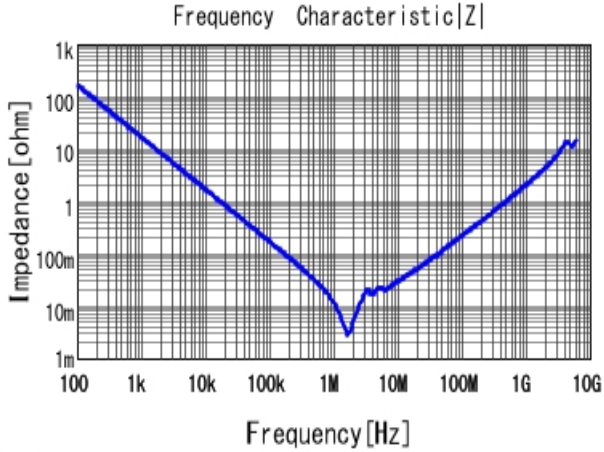
- 1.This datasheet is downloaded from the website of Murata Manufacturing Co., Ltd. Therefore, it's specifications are subject to change or our products in it may be discontinued without advance notice. Please check with our sales representatives or product engineers before ordering.
- 2.This datasheet has only typical specifications because there is no space for detailed specifications. Therefore, please review our product specifications or consult the approval sheet for product specifications before ordering.

GRM32DR61E106KA12#

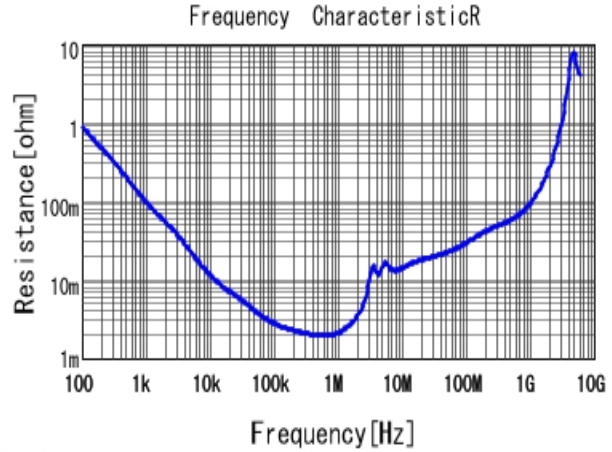
“#” indicates a package specification code.

Characteristic Data

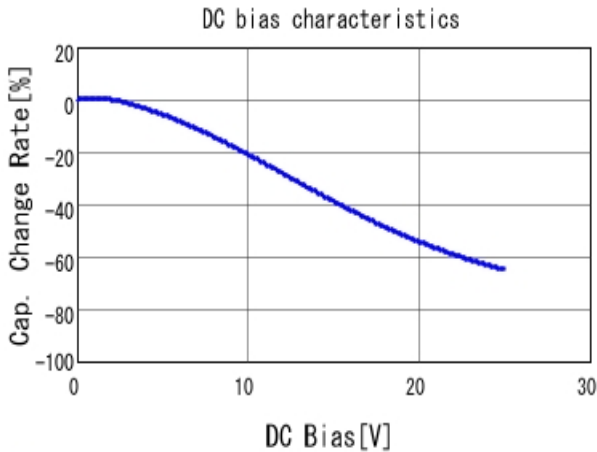
The charts below may show another part number which shares its characteristics.



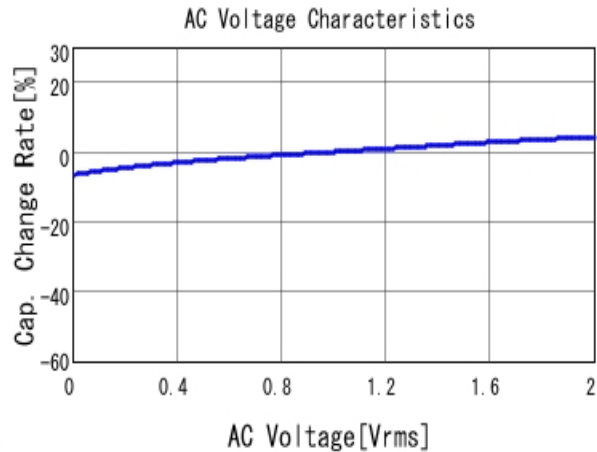
■ GRM32DR61E106KA12 |Z| DCOV, 25degC



■ GRM32DR61E106KA12 R DCOV, 25degC



■ GRM32DR61E106KA12 C-DC bias capchange, 25.0degC, AC1.



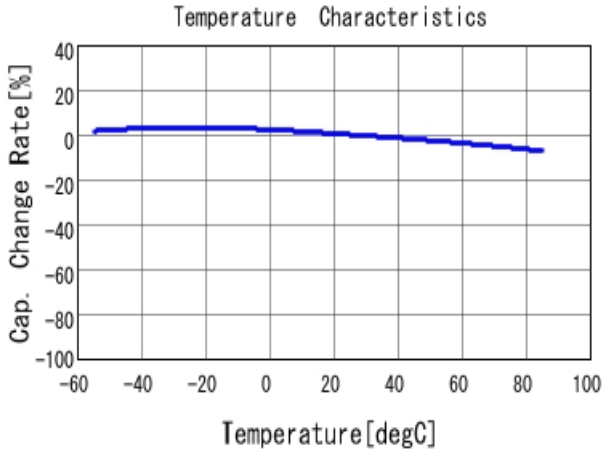
■ GRM32DR61E106KA12 C-AC Voltage capchange, DCOV, 25.0d

Attention

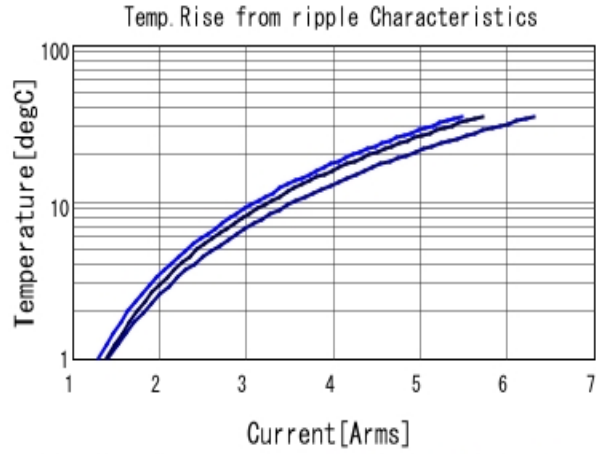
- 1.This datasheet is downloaded from the website of Murata Manufacturing Co., Ltd. Therefore, it's specifications are subject to change or our products in it may be discontinued without advance notice. Please check with our sales representatives or product engineers before ordering.
- 2.This datasheet has only typical specifications because there is no space for detailed specifications. Therefore, please review our product specifications or consult the approval sheet for product specifications before ordering.

GRM32DR61E106KA12#

“#” indicates a package specification code.



■ GRM32DR61E106KA12 C-Temp. capchange, DC0.0V, AC1.0V_rm



GRM32DR61E106KA12 Temp. rise ■ 80kHz ■ 400kHz ■ 800kHz

Attention

1. This datasheet is downloaded from the website of Murata Manufacturing Co., Ltd. Therefore, its specifications are subject to change or our products in it may be discontinued without advance notice. Please check with our sales representatives or product engineers before ordering.
2. This datasheet has only typical specifications because there is no space for detailed specifications. Therefore, please review our product specifications or consult the approval sheet for product specifications before ordering.