

All dimensions are in mm; tolerances according to ISO 2768 m-H

**Interface**

According to DIN 72594-1

**Documents**

PCB layout MB\_273  
Tape & reel packaging VG42.20000

**Material and plating**

**Connector parts**

Center contact	Brass
Outer contact	Brass
Dielectric	PA 6T/66
Housing	PA 6T/66

**Material**

**Plating**

Gold, min. 0.15 µm, over chemical nickel  
Tin, 6-8 µm

**Electrical data**

Impedance	50
Frequency	DC to 6 GHz
Return loss	≥ 26 dB, DC to 1 GHz
Insertion loss	≤ 0.1 x $\sqrt{f(\text{GHz})}$ dB
Insulation resistance	≥ 1x10 <sup>3</sup> MΩ
Center contact resistance	≤ 5 mΩ
Outer contact resistance	≤ 5 mΩ
Test voltage	750 V rms
Working voltage	335 V rms
Power current	≤ 1 A DC

- Connector only, VSWR in application depends decisive on PCB layout -

**Mechanical data**

Mating cycles	≥ 25
Engagement force	≤ 25 N
Disengagement force	≥ 2 N
Retention force latch	≥ 110 N
Coding efficiency	≥ 40 N

**Environmental data**

Temperature range	-40°C to +105°C
Thermal shock	DIN 72594-2 clause 6.2
Temperature and humidity	DIN 72594-2 clause 6.3
Vibration and mechanical shock	DIN 72594-2 clause 6.1
Dry heat	DIN 72594-2 clause 6.4
Soldering profile 2002/95/EC (RoHS)	acc. IEC 60068-2-58 Group 3&4 compliant

**Tooling**















N/A

**Packing**

Standard	100 pcs in blister
Weight	1.65 g/pce

**Coding**

Part Number has to be accomplished by codification

Coding	Color	RAL	Part-Number
 A	black	sim. 9005	59S10H-400T5_A
 B	white	sim. 9001	59S10H-400T5_B
 C	blue	sim. 5005	59S10H-400T5_C
 D	bordeauxviolet	sim. 4004	59S10H-400T5_D
 E	green	sim. 6002	59S10H-400T5_E
 F	brown	sim. 8011	59S10H-400T5_F
 G	grey	sim. 7031	59S10H-400T5_G
 H	violet	sim. 4003	59S10H-400T5_H
 I	beige	sim. 1001	59S10H-400T5_I
 K	curry	sim. 1027	59S10H-400T5_K
 L	carmine-red	sim. 3002	59S10H-400T5_L
 M	pastell-orange	sim. 2003	59S10H-400T5_M
 N	white-green	sim. 6019	59S10H-400T5_N
 Z	waterblue	sim. 5021	59S10H-400T5_Z

While the information has been carefully compiled to the best of our knowledge, nothing is intended as representation or warranty on our part and no statement herein shall be construed as recommendation to infringe existing patents. In the effort to improve our products, we reserve the right to make changes judged to be necessary.

Draft	Date	Approved	Date	Rev.	Engineering change number	Name	Date
Stadler	14.08.07	Wolfgang Lankes	20/05/08	a00	08-s238	Köbele Ulrich	19/05/08

# Mouser Electronics

Authorized Distributor

Click to View Pricing, Inventory, Delivery & Lifecycle Information:

[Rosenberger:](#)

[59S10H-400T5-E](#) [59S10H-400T5-Z](#) [59S10H-400T5-H](#) [59S10H-400T5-D](#) [59S10H-400T5-B](#) [59S10H-400T5-A](#)  
[59S10H-400T5-G](#) [59S10H-400T5-I](#) [59S10H-400T5-F](#) [59S10H-400T5-C](#)