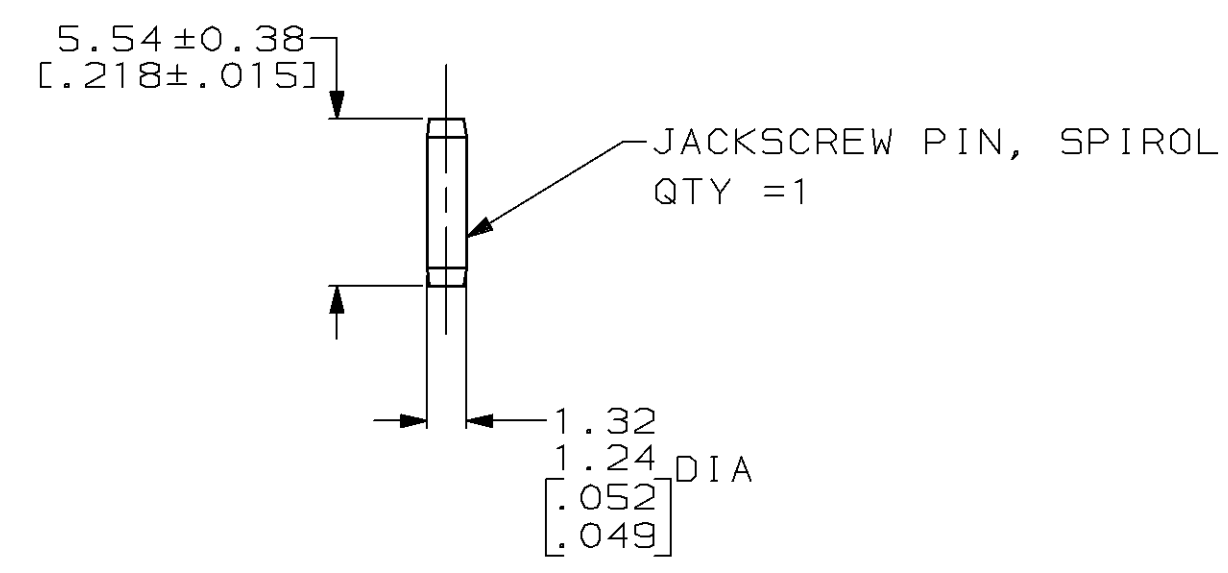
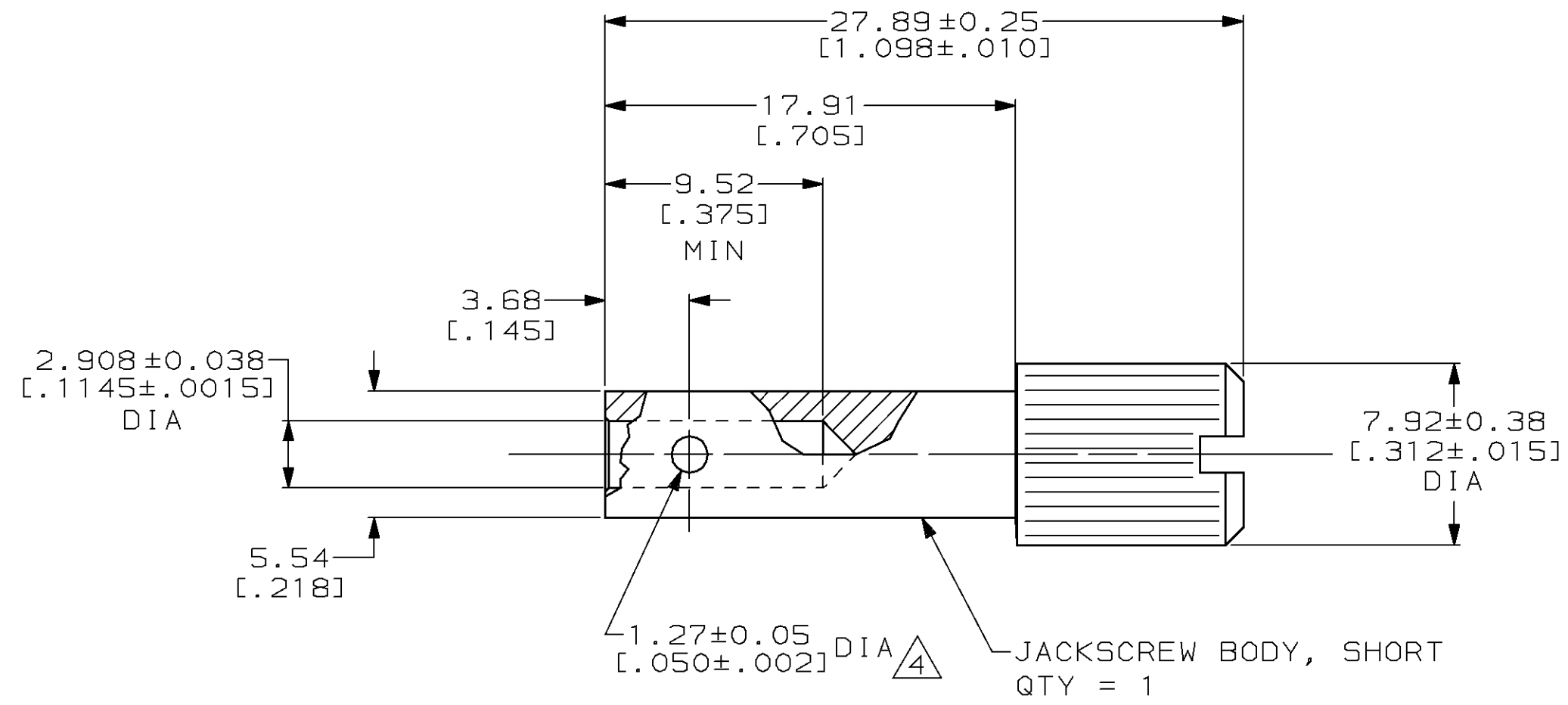
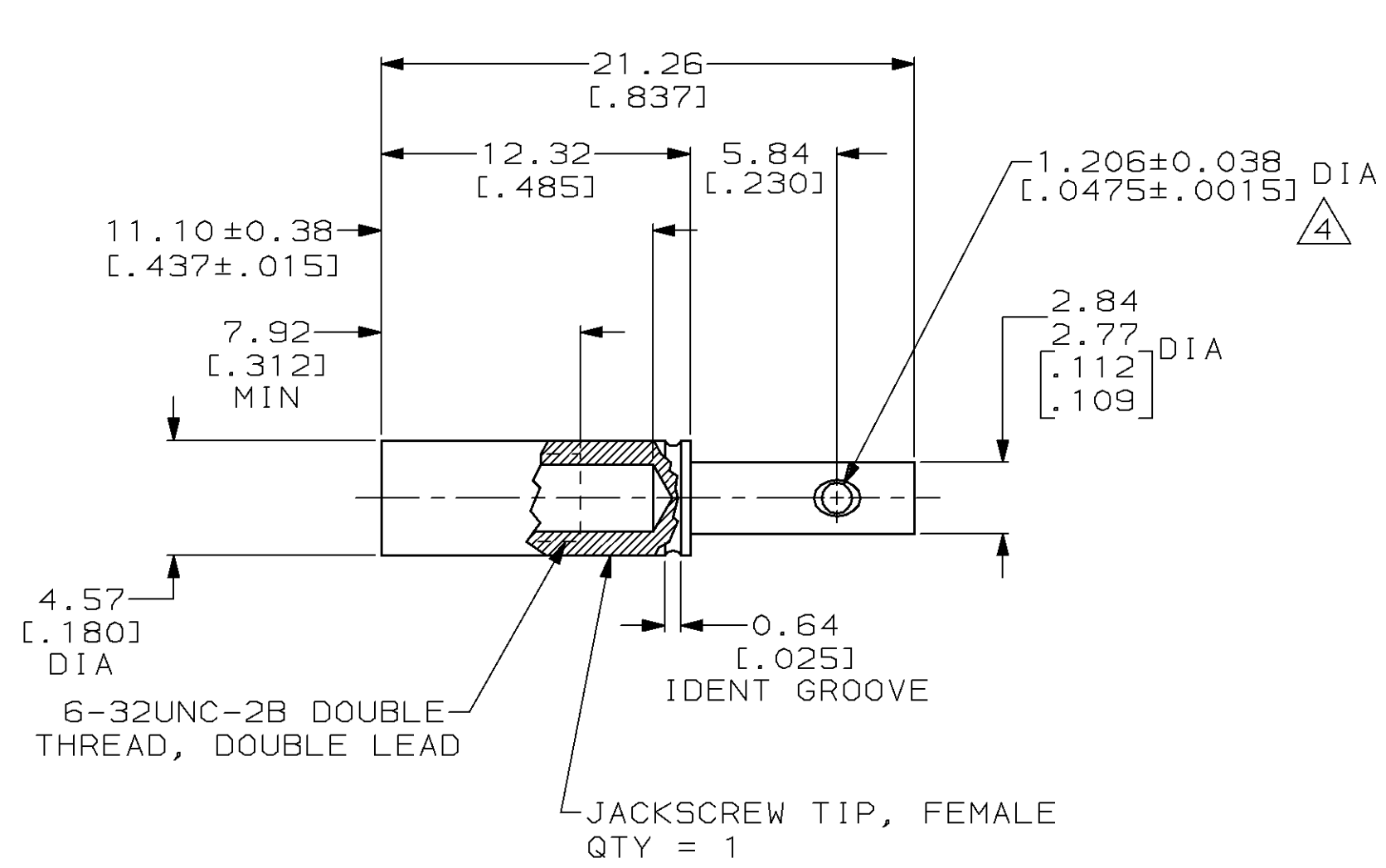


MOD	LOC	DIST	P	F	REVISIONS			DATE	APPD
2	BD	36			ZONE	LTR	DESCRIPTION		
						T	REDRAWN W/O CHANGE & REV PER EC 0020-307-94	05/23/94	TC



- 1 ZINC.
- 2 STAINLESS STEEL.
- 3. TO ASSEMBLE JACKSCREW REFER TO INSTRUCTION SHEET #1189.
- 4 HOLE CENTRALLY LOCATED WITHIN ±0.07 [.003] OF THE 5.54 [.218] DIA AND THE 2.77/2.84 [.109/.112] DIA CENTER LINES.
- 5 CHROMATE CONVERSION, CLEAR.

200870-1
PART NO

DO NOT SCALE PRINT. UNLESS SPECIFIED DIMENSIONS IN mm [INCHES] TOLERANCES ON : 2 PLC DEC ±0.13 [.005] 3 PLC DEC ± - ANGLES ± -		DR 05/23/94 K.FOLTZ		AMP Incorporated Harrisburg, PA 17105-3608	
MATERIAL JACKSCREW BODY: 1 JACKSCREW TIP: 2 JACKSCREW PIN: 2		CHK 06/16/94 R.STONE			
FINISH JACKSCREW BODY: 5 JACKSCREW PIN: PASSIVATED		APPD 06/17/94 T.COULSON		NAME JACKSCREW KIT, UNASSEMBLED, FEMALE, M SERIES	
THIS DRAWING IS A CONTROLLED DOCUMENT FOR AMP INCORPORATED. IT IS SUBJECT TO CHANGE AND THE CONTROLLING ENGINEERING ORGANIZATION SHOULD BE CONTACTED FOR THE LATEST REVISION.		PRODUCT SPEC -		SIZE C 00779	
		APPLICATION SPEC -		DRAWING NO G=200870	
		WEIGHT -		SCALE 4:1	
				SHEET 1 OF 1	

Mouser Electronics

Authorized Distributor

Click to View Pricing, Inventory, Delivery & Lifecycle Information:

[TE Connectivity:](#)

[200870-1](#)