

Price Index



8 Widths
3 Bending Radii



Mounting brackets with or without strain relief tiewrap plate



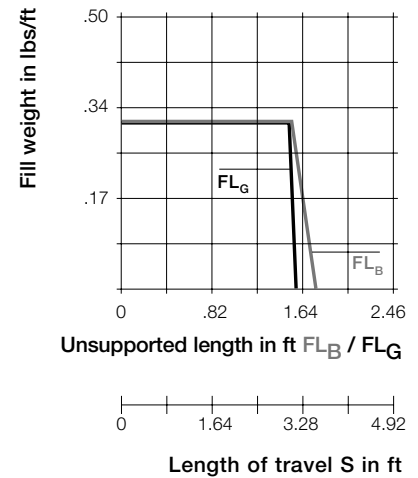
Quicksnap: the complete unit, detachable by hand
Call for availability



Quickfix: mounting bracket with pin
Call for availability

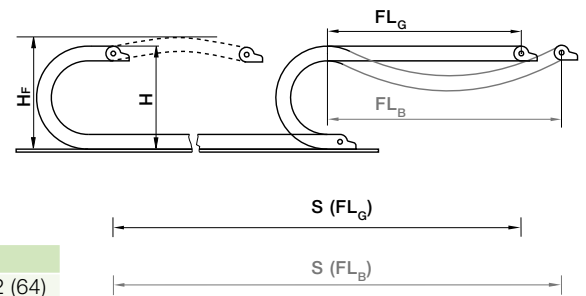


High torsional rigidity



Unsupported length

- FL_B = unsupported with permitted sag
- FL_G = unsupported with straight upper run



Product Range:

Inner Widths (Bi) inches (mm):	.24 (6), .39 (10), .63 (16), .79 (20), 1.18 (30), 1.57 (40), 1.97 (50), 2.52 (64)
Bending Radii (R) inches (mm):	.71 (018), 1.10 (028), 1.50 (038)
Pitch:	.79 (20 mm/link) = 15.24 links/ft (50 links/m)



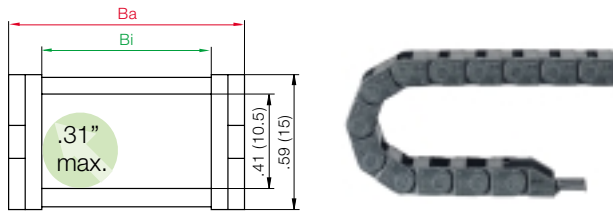
When to use the Series 06 E2 "micro":

- If high torsional rigidity is required
- If cost is a factor
- If connection options are required (Quicksnap, Quickfix, etc.)



When not to use the Series 06 E2 "micro":

- If snap-open links are required
▶ Series 07 "Zipper", **Chapter 3**
- If quick insertion of cables with pre-assembled connectors is necessary
▶ Series E06 "E-Z Chain", **Chapter 2**
- If quieter operation is required
▶ Series 045 E2 "micro", **Chapter 4**

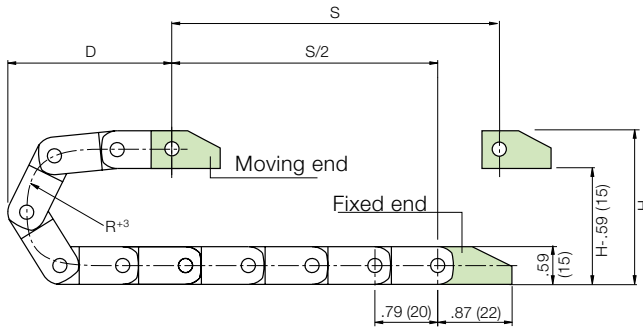


Part No.	Bi	Ba
06-06	.24 (6)	.49 (12.5)
06-10	.39 (10)	.65 (16.5)
06-16	.63 (16)	.89 (22.5)
06-20	.79 (20)	1.06 (27)
06-30	1.18 (30)	1.46 (37)
06-40	1.57 (40)	1.85 (47)
06-50	1.97 (50)	2.24 (57)
06-64	2.52 (64)	2.80 (71)

Bending Radii
for ALL Widths
.71 (018)
1.10 (028)
1.50 (038)

Supplement part number with required radius
for example 06-20-038-0

Installation Dimensions



R	.71 (018)	1.10 (028)	1.50 (038)
H*	2.05 (52)	2.83 (72)	3.62 (92)
D	1.77 (45)	2.17 (55)	2.56 (65)
K	3.94 (100)	5.51 (140)	6.30 (160)

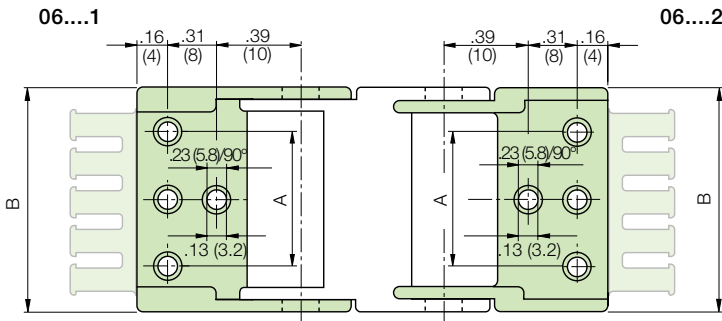
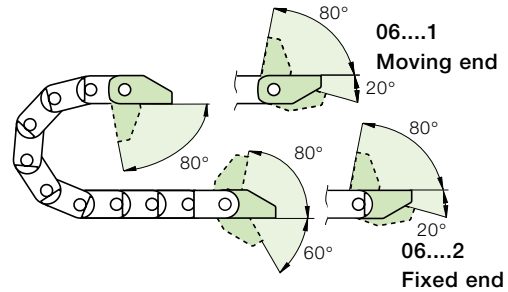
*The required clearance height is HF = H + .39 (10) with .13 lbs/ft (0.2 kg/m) fill weight. Please consult igus® if space is particularly restricted.

Pitch: = .79 (20 mm) per link
Links per ft (m): = 15.24 (50)
Chain length: = $\frac{S}{2} + K$

Mounting Brackets

Polymer, One Piece

- One-piece, locked mounting bracket
- Corrosion resistant
- Available pre-assembled
- Inner and outer attachment possible
- Available with strain relief tie-wrap plates



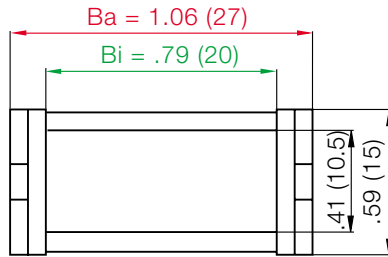
060-06-12 - 060-20-12:
Center bores only
060-30-12 - 060-64-12:
Outer bores only

Chain Type	Part No. Full set with Tiewrap Plate	Part No. Mounting Bracket Set	Number of Teeth	Dimension A in. (mm)	Dimensions B in. (mm)
06-06	060-06-12 PZ	060-06-12	1	-	.49 (12.5)
06-10	060-10-12 PZ	060-10-12	1	-	.65 (16.5)
06-16	060-16-12 PZ	060-16-12	2	-	.89 (22.5)
06-20	060-20-12 PZ	060-20-12	2	-	1.06 (27.0)
06-30	060-30-12 PZ	060-30-12	3	.87 (22)	1.46 (37.0)
06-40	060-40-12 PZ	060-40-12	4	1.26 (32)	1.85 (47.0)
06-50	060-50-12 PZ	060-50-12	5	1.65 (42)	2.24 (57.0)
06-64	060-64-12 PZ	060-60-12	6	2.20 (56)	2.80 (71.0)

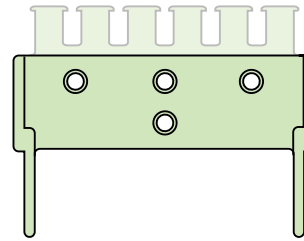
06...12 = Full set, each
part with pin/bore
06... 1 = Mounting bracket
with bore
06... 2 = Mounting bracket
with pin



Order example



06-20...




1. Chain selection:

06-20-038-0



2. Mounting brackets:

060-20-12 PZ - with strain relief tiewrap plates



For 16.4 ft (5 m) chain, color black, with mounting brackets:

16.4 ft (5 m) 06-20-038-0 and 060-20-12PZ



Technical data

Chain Type	Weight Per Link		Weight	
	(oz.)	(g)	(lbs/ft)	(kg/m)
06-06	0.091	(≈ 2.6)	0.087	(≈ 0.13)
06-10	0.098	(≈ 2.8)	0.094	(≈ 0.14)
06-16	0.112	(≈ 3.2)	0.107	(≈ 0.16)
06-20	0.119	(≈ 3.4)	0.114	(≈ 0.17)
06-30	0.140	(≈ 4.0)	0.134	(≈ 0.20)
06-40	0.161	(≈ 4.6)	0.155	(≈ 0.23)
06-50	0.182	(≈ 5.2)	0.175	(≈ 0.26)
06-64	0.210	(≈ 6.0)	0.202	(≈ 0.30)

Material	igumid N
Permitted temperature	-40°F/266°F (-40°C/+130°C)
Gliding speed max.	16.4 ft/s (5 m/s)
Unsupported v max.	32.81 ft/s (10 m/s)
Flammability class	VDE 0304 IIC UL94 HB

● Details of material properties

▶ Design, Chapter 1