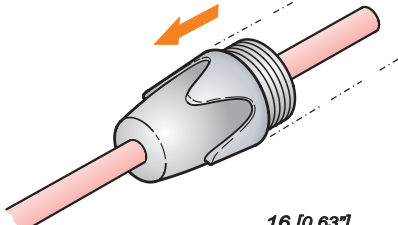
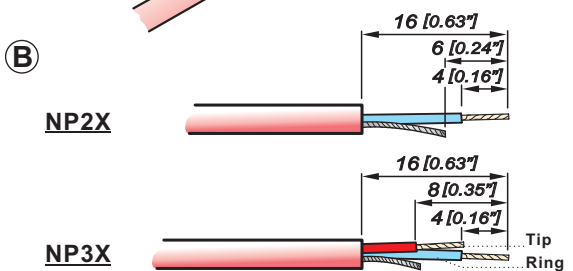
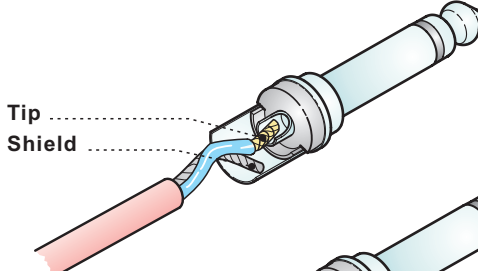
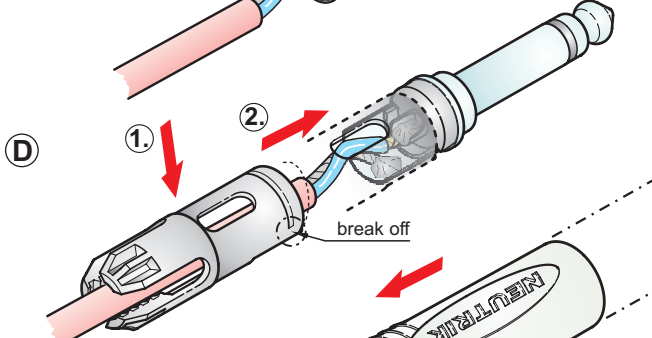
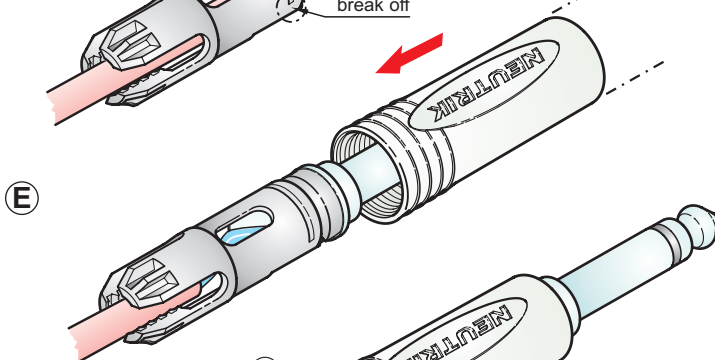
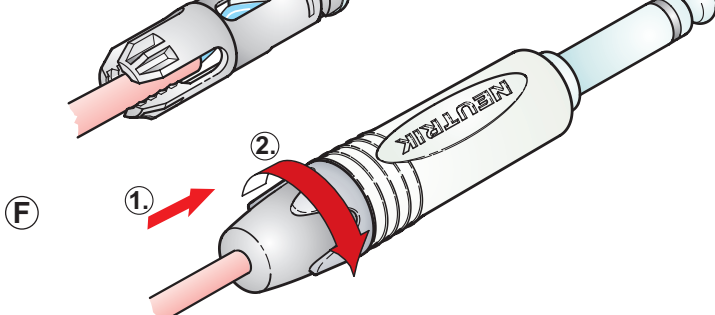


NP*X Series

1/4" Professional Phone Plug

Assembly Instruction

- A**  Slide the boot onto the cable.
- B**  Prepare cable as shown.
- C**  Solder the wire ends.
- D**  Position the chuck onto the cable and align chuck with plugfinger.
- Attention:**
If using a cable with O.D. > 5.50 mm [0.216"] break away this part of the chuck.
- E**  Slide the housing onto the plugfinger with the chuck.
- F**  Finish the installation by tighten the bushing onto the connector.

NEUTRIK AG
Liechtenstein
Tel.: +423/237 24 24
Fax: +423/232 53 93
www.neutrik.com

NEUTRIK Zürich AG
Switzerland
Tel.: +41 44/736 5010
Fax: +41 44/736 5011

NEUTRIK (UK) Ltd.
Great Britain
Tel.: +44 1983/811 441
Fax: +44 1983/811 439

NEUTRIK USA INC.
USA
Tel.: +1 732/901 9488
Fax: +1 732/901 9608

NEUTRIK Tokyo Ltd.
Japan
Tel.: +81 3/3663 4733
Fax: +81 3/3663 4796

NEUTRIK France
France
Tel.: +33 1/4131 6750
Fax: +33 1/4131 0511

NEUTRIK Vertriebs GmbH
Germany/Netherlands/Austria
Tel.: +49 8131/28 08 90
Fax: +49 8131/28 08-30

Draft. Nr.: BDA 142 / 3102M1321
Update: 13.11.2006



NEUTRIK
CONNECTING THE WORLD