



Power supplies and UPS

2020/2021

Power for superior system availability

Our POWER products supply your applications with leading technology and high quality. Power supplies, DC/DC converters, redundancy modules, and uninterruptible power supplies are tailored in terms of their functionality and design to the demands of various different industries.

With our QUINT, TRIO, UNO, and STEP product families, you are equipped to handle competitors on an international scale.

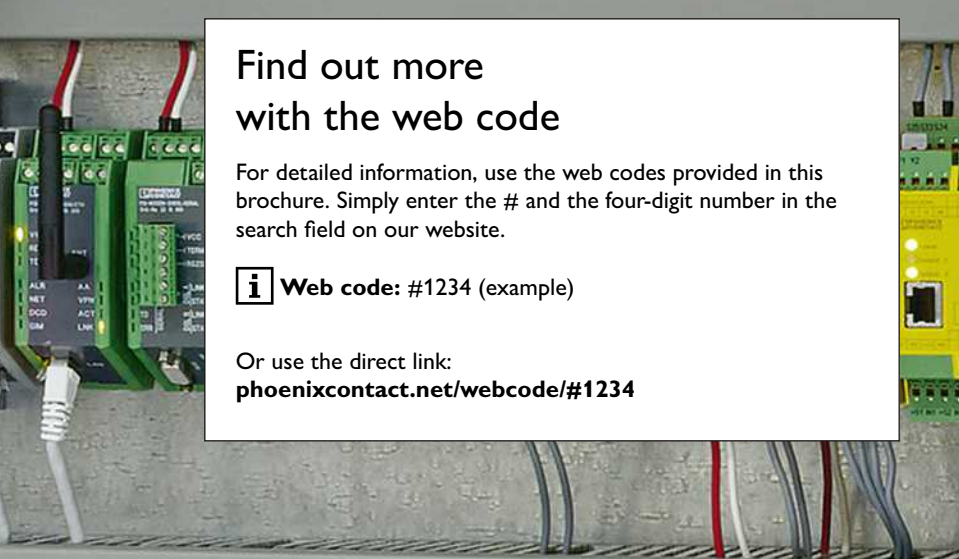

The comprehensive solution for your control cabinet

The QUINT POWER product family is a part of COMPLETE line. COMPLETE line is a system comprised of coordinated hardware and software products, consulting services, and system solutions that help you optimize your processes in control cabinet manufacturing. Engineering, purchasing, installation, and operation become significantly easier for you. More information on pages 86 to 87.



COMPLETE line





Find out more with the web code

For detailed information, use the web codes provided in this brochure. Simply enter the # and the four-digit number in the search field on our website.

i Web code: #1234 (example)

Or use the direct link:
phoenixcontact.net/webcode/#1234

Contents

Power supplies for every application	4
QUINT POWER	8
TRIO POWER	16
Device circuit breakers	18
TRIO CROSS POWER	20
UNO POWER	22
STEP POWER	24
DC/DC converters	28
QUINT DC/DC converters	30
MINI DC/DC converters	34
TRIO DC/DC converters	35
UNO DC/DC converters	36
Inverters	38
Redundancy modules	42
Active redundancy modules	46
Passive redundancy modules	47
Uninterruptible power supplies	48
QUINT DC UPS	60
QUINT AC UPS	64
UPS with integrated energy storage	68
UPS with integrated power supply	72
Accessories	74
Approvals	78
COMPLETE line	86

Power supplies for every application

Our power supplies are used in a wide variety of sectors and industries. With their various functionalities, performance classes, and designs, they are the right partner for your application.

- QUINT POWER: Automotive industry, systems manufacturing, process industry, ship building
- TRIO POWER: Machine building
- UNO POWER: Electromobility
- STEP POWER: Urban infrastructure, building automation



PHOENIX CONTACT
PSD-S CE-SM SCREW
2700093
CE

Power supplies – a comparison of your advantages



The product families differ with regard to their design, power, and functionality. Select your solution here based on the requirements:

- QUINT POWER – powerful, and with maximum functionality
- TRIO POWER – robust with standard functionality
- UNO POWER – compact with basic functionality
- STEP POWER – for building automation

Shared features and differences

The power supplies of all the product families increase system availability and can be used worldwide, thanks to their international approval package and their wide range input. Each power supply

features high operational safety. They can all be connected in parallel and can also be installed easily in outdoor control cabinets.

					
	STEP POWER	UNO POWER	TRIO POWER	QUINT POWER	
				<100 W	>100 W
Worldwide application with a wide-range input and international approval package	•	•	•	•	•
Maximum operating time with a high MTBF >500,000 h at +40°C	•	•	•	•	•
Can be switched in parallel for increased performance and redundancy	•	•	•	•	•
Outdoor installation permissible with a wide temperature range of -25°C ... +70°C	•	•	•	•	•
Can be used in household applications in accordance with EN 60335	•				
Active function monitoring via switching output for remote diagnostics			•	•	•
Three-phase devices continue to operate without errors, even if one phase fails permanently			•		•
Reliable start-up of high loads with the dynamic boost power reserve			•	•	•
Easy system extension with the static boost power reserve				*	•
Magnetic tripping of miniature circuit breakers with SFB Technology					•
Preventive function monitoring reports critical operating states before errors occur				•	•
Can be configured individually					•

* Applies to the following devices: 2904597, 2904598, 2909575, 2909576, 2904605, 2904595

STEP POWER



5 A
120 W

UNO POWER




20 A
480 W

TRIO POWER



40 A
1000 W

QUINT POWER



40 A
1000 W



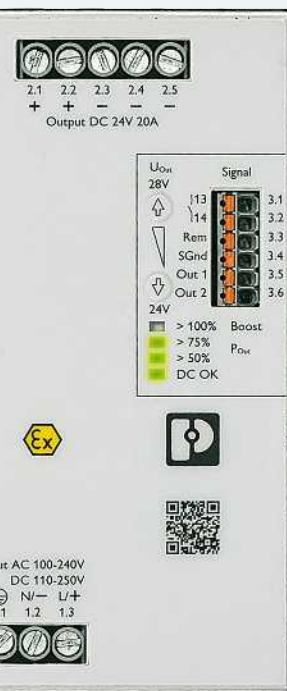
QUINT POWER power supplies

The QUINT POWER power supplies from 1 A to 40 A form the core of our QUINT portfolio.

With our small, compact QUINT POWER power supplies, we provide you with the combination of preventive function monitoring and exceptional power reserves in a compact size.

The powerful QUINT POWER power supplies with SFB Technology, preventive function monitoring, and configurable settings ensure the availability of your system.





QUINT POWER power supplies <100 W

Powerful and space-saving

For the first time, QUINT POWER provides superior system availability in the smallest size in the power range of up to 100 W. Preventive function monitoring and exceptional power reserves are now also available for applications in the low-power range. Furthermore, you

can choose between Push-in and screw connection technology for these power supplies for the low-power range.

 Web code: #1513



Your advantages

- ✓ Startup of high loads, thanks to dynamic boost
- ✓ Preventive function monitoring reports critical operating states before errors occur
- ✓ High efficiency and long service life with low power dissipation and low heating
- ✓ Space savings in the control cabinet, thanks to a narrow, slim-line design

QUINT POWER power supplies >100 W

Maximum functionality with SFB Technology

Our powerful QUINT POWER power supplies with SFB Technology are ideally suited for ensuring the availability of your system. The power reserve enables the trouble-free start-up of high loads as well as the easy extension of your system. The

combination of SFB Technology, preventive function monitoring, and long service life increases the availability of your application. The range of features is rounded out with the customized configuration of signaling thresholds and characteristic curves.

 Web code: #1513





SFB Technology (Selective Fuse Breaking)

- Six times the nominal current for 15 ms triggers standard miniature circuit breakers quickly and reliably
- In the event of short-circuits, faulty current paths are disconnected selectively
- Faults are isolated to ensure that key system parts remain in operation without interruptions







For superior system availability, standard circuit breakers must be triggered magnetically to disconnect faulty current paths selectively. To ensure this, the SFB Technology supplies several times the nominal current for a short period, thus providing the necessary power reserve.

Designed by PHOENIX CONTACT





Your advantages





- ✓ SFB Technology selectively triggers standard circuit breakers; loads connected in parallel continue working without interruption
- ✓ Preventive function monitoring reports critical operating states before errors occur
- ✓ Power reserve for easy system extension with a static boost with a sustained power of up to 125% and the ability to start heavy loads with a dynamic boost of up to 200% for five seconds
- ✓ High level of immunity with integrated gas discharge tube, more than 20 ms mains buffering
- ✓ Available preconfigured: from a batch quantity of just one





QUINT POWER <100 W

QUINT POWER, with Push-in connection, 1~			
			
Input	85 V AC ... 264 V AC	85 V AC ... 264 V AC	85 V AC ... 264 V AC
W x H x D in mm	22.5 x 106 x 90	32 x 106 x 90	45 x 106 x 90
	24 V / 1.3 A	24 V / 2.5 A	24 V / 3.8 A
Type	QUINT4-PS/1AC/24DC/1.3/PT	QUINT4-PS/1AC/24DC/2.5/PT	QUINT4-PS/1AC/24DC/3.8/PT
Order No.	2909575	2909576	2909577
	12 V / 2.5 A		12 V / 7.5 A
Type	QUINT4-PS/1AC/12DC/2.5/PT		QUINT4-PS/1AC/12DC/7.5/PT
Order No.	2904605		2904607
	5 V / 5 A		
Type	QUINT4-PS/1AC/5DC/5/PT		
Order No.	2904595		
QUINT POWER, with screw connection, 1~			
			
Input	85 V AC ... 264 V AC	85 V AC ... 264 V AC	85 V AC ... 264 V AC
W x H x D in mm	22.5 x 99 x 90	32 x 99 x 90	45 x 99 x 90
	24 V / 1.3 A	24 V / 2.5 A	24 V / 3.8 A
Type	QUINT4-PS/1AC/24DC/1.3/SC	QUINT4-PS/1AC/24DC/2.5/SC	QUINT4-PS/1AC/24DC/3.8/SC
Order No.	2904597	2904598	2904599

QUINT POWER >100 W

QUINT POWER, 1~					SFB TECHNOLOGY
					
Input	85 V AC ... 264 V AC, 90 V DC ... 350 V DC	85 V AC ... 264 V AC, 90 V DC ... 350 V DC	85 V AC ... 264 V AC, 90 V DC ... 350 V DC	85 V AC ... 264 V AC, 90 V DC ... 350 V DC	
W x H x D in mm	36 x 130 x 125	50 x 130 x 125	70 x 130 x 125	120 x 130 x 140	
	24 V/5 A	24 V/10 A	24 V/20 A	24 V/40 A	
Type	QUINT4-PS/1AC/24DC/5	QUINT4-PS/1AC/24DC/10	QUINT4-PS/1AC/24DC/20	QUINT4-PS/1AC/24DC/40	
Order No.	2904600	2904601	2904602	2904603	
		12 V/15 A			
Type		QUINT4-PS/1AC/12DC/15			
Order No.		2904608			
		48 V/5 A	48 V/10 A		
Type		QUINT4-PS/1AC/48DC/5	QUINT4-PS/1AC/48DC/10		
Order No.		2904610	2904611		

QUINT POWER, 3~					SFB TECHNOLOGY
					
Input	3 x 320 V AC ... 550 V AC, 2 x 360 V AC ... 550 V AC, +/- 300 V DC	3 x 320 V AC ... 550 V AC, 2 x 360 V AC ... 550 V AC, +/- 260 ... 300 V DC	3 x 320 V AC ... 550 V AC, 2 x 360 V AC ... 550 V AC, +/- 260 ... 300 V DC	3 x 320 V AC ... 550 V AC, 2 x 360 V AC ... 550 V AC, +/- 260 ... 300 V DC	
W x H x D in mm	36 x 130 x 125	50 x 130 x 125	70 x 130 x 125	120 x 130 x 125	
	24 V/5 A	24 V/10 A	24 V/20 A	24 V/40 A	
Type	QUINT4-PS/3AC/24DC/5	QUINT4-PS/3AC/24DC/10	QUINT4-PS/3AC/24DC/20	QUINT4-PS/3AC/24DC/40	
Order No.	2904620	2904621	2904622	2904623	

QUINT POWER*, 1~ and 3~					SFB TECHNOLOGY
					
Input	85 V AC ... 264 V AC, 90 V DC ... 350 V DC	85 V AC ... 264 V AC, 90 V DC ... 350 V DC	85 V AC ... 264 V AC, 90 V DC ... 300 V DC	3 x 320 V AC ... 575 V AC, 450 V DC ... 800 V DC	
W x H x D in mm	32 x 130 x 125	90 x 130 x 125	180 x 130 x 125	96 x 130 x 176	
	1 AC/24 V/3.5 A	1 AC/12 V/20 A	1 AC/48 V/20 A	3 AC/48 V/20 A	
Type	QUINT-PS/1AC/24DC/3.5	QUINT-PS/1AC/12DC/20	QUINT-PS/1AC/48DC/20	QUINT-PS/3AC/48DC/20	
Order No.	2866747	2866721	2866695	2320827	

* Devices with differing functions; additional information is available on the product pages at www.phoenixcontact.com

QUINT POWER power supplies >100 W

QUINT POWER with SFB Technology for extreme ambient conditions

The PCB coating (CO stands for coated) protects against dust, corrosive gases, and 100% humidity. Failures due to creepage currents and electrochemical migration caused by corrosion are also prevented. The components are protected within a wide temperature range of -40°C to $+70^{\circ}\text{C}$.

DC/DC converters with the same properties are listed on page 31.

Redundancy modules for extreme conditions are listed on page 46.



QUINT POWER Plus version – the power supply for demanding applications

Then QUINT POWER Plus version is the solution for demanding applications under extreme ambient conditions.

With integrated decoupling MOSFET for 1+1 and n+1 redundancy, the Plus version provides symmetrical load distribution and increases system availability. Furthermore, errors can be detected early on via configurable output current signaling thresholds. At the same time, you save time and space thanks to the reduced wiring work.

The Plus version with double OVP (OverVoltage Protection) also protects your system against voltage increases. In the event of an error, the output is switched off to protect the loads against overvoltages.

The functional safety standards and directives ensure reliable protection for people, the environment, and machinery.




The QUINT POWER Plus version satisfies these requirements (SIL 3, HFT = 1 in





accordance with IEC 61508 and IEC 61511), thus ensuring maximum operational safety.

With a protective coating and ATEX and IECEx approval in accordance with the standards IEC 60079-0, IEC 60079-7, IEC 60079-11, and IEC 60079-15, it can also be used within potentially explosive areas of zone 2.

The Plus version is rounded off with a wide temperature range of -40°C to $+75^{\circ}\text{C}$ for use under extreme ambient conditions.



QUINT POWER 1~				SFB TECHNOLOGY
				
Input	85 V AC ... 264 V AC, 90 V DC ... 350 V DC	85 V AC ... 264 V AC, 90 V DC ... 350 V DC	85 V AC ... 264 V AC, 90 V DC ... 350 V DC	
W x H x D in mm	70 x 130 x 125	50 x 130 x 125	70 x 130 x 125	
	24 V / 20 A / +	24 V / 10 A / CO New	48 V / 10 A / CO New	
Type	QUINT4-PS/1AC/24DC/20/+	QUINT4-PS/1AC/24DC/10/CO	QUINT4-PS/1AC/48DC/10/CO	
Order No.	2904617	2904625	2904626	

QUINT POWER*, 1~ and 3~, with protective coating				SFB TECHNOLOGY
				
Input	1-phase, 85 V AC ... 264 V AC, 90 V DC ... 430 V DC	1-phase, 85 V AC ... 264 V AC, 90 V DC ... 430 V DC	1-phase, 85 V AC ... 264 V AC, 90 V DC ... 430 V DC	3-phase, 3 x 320 ... 575 V AC, 450 V DC ... 800 V DC
W x H x D in mm	40 x 130 x 125	60 x 130 x 125	90 x 130 x 125	69 x 130 x 125
	1 AC / 24 V / 5 A / CO	1 AC / 24 V / 10 A / CO	1 AC / 24 V / 20 A / CO	3 AC / 24 V / 20 A / CO
Type	QUINT-PS/1AC/24DC/5/CO	QUINT-PS/1AC/24DC/10/CO	QUINT-PS/1AC/24DC/20/CO	QUINT-PS/3AC/24DC/20/CO
Order No.	2320908	2320911	2320898	2320924

* Devices with differing functions; additional information is available on the product pages at www.phoenixcontact.com

Maximum protection for your system

For extreme operating conditions, use the ideally matched combination of the PLUGTRAB SEC surge protection device and the powerful fourth generation QUINT POWER power supply.

5-year warranty

If your fourth-generation QUINT POWER becomes damaged in the first five years following purchase despite the using this combination, you will receive a free replacement.

Further information and conditions can be found on the Internet under Order Number [2907928](http://www.phoenixcontact.com) at www.phoenixcontact.com



TRIO POWER power supplies

Robust with standard functionality

The TRIO POWER power supplies are characterized by standard functionality, high quality, and reliability. They are particularly well-suited for use in machine building. All functions and the space-saving design are tailored to the stringent demands in this field.





The power supplies, which feature a robust electrical and mechanical design, ensure the reliable supply to all loads, even under harsh ambient conditions.





 **Web code: #0497**




Your advantages

- ✓ Very cost-effective with time-saving, tool-free Push-in connection and a slim design
- ✓ Reliable startup of high loads thanks to the dynamic power reserve, with 150% of the nominal current for a maximum of five seconds
- ✓ Electrically robust with a high electric strength
- ✓ Mechanically robust with high vibration and shock resistance

TRIO POWER with Push-in connection, 1~				
				
Input	85 ... 264 V AC, 99 ... 275 V DC	85 ... 264 V AC, 99 ... 275 V DC	85 ... 264 V AC, 99 ... 275 V DC	85 ... 264 V AC, 99 ... 275 V DC
W x H x D in mm	30 x 130 x 115	35 x 130 x 115	42 x 130 x 160	68 x 130 x 160
	24 V / 3 A / C2LPS*	24 V / 5 A	24 V / 10 A	24 V / 20 A
Type	TRIO-PS-2G/ 1AC/24DC/3/C2LPS	TRIO-PS-2G/ 1AC/24DC/5	TRIO-PS-2G/ 1AC/24DC/10	TRIO-PS-2G/ 1AC/24DC/20
Order No.	2903147	2903148	2903149	2903151
		24 V / 5 A / B+D	24 V / 10 A / B+D	
Type		TRIO-PS-2G/ 1AC/24DC/5/B+D	TRIO-PS-2G/ 1AC/24DC/10/B+D	
Order No.		2903144	2903145	
	12 V / 5 A / C2LPS*	12 V / 10 A		
Type	TRIO-PS-2G/ 1AC/12DC/5/C2LPS	TRIO-PS-2G/ 1AC/12DC/10		
Order No.	2903157	2903158		
			48 V / 5 A	48 V / 10 A
Type			TRIO-PS-2G/1AC/48DC/5	TRIO-PS-2G/1AC/48DC/10
Order No.			2903159	2903160

TRIO POWER with Push-in connection, 3~				
				
Input	3 x 320 V AC ... 575 V AC, 2 x 360 V AC ... 575 V AC	3 x 320 V AC ... 575 V AC, 2 x 360 V AC ... 575 V AC	3 x 320 V AC ... 575 V AC, 2 x 360 V AC ... 575 V AC	3 x 320 V AC ... 575 V AC
W x H x D in mm	35 x 130 x 115	42 x 130 x 160	65 x 130 x 160	110 x 130 x 160
	24 V / 5 A	24 V / 10 A	24 V / 20 A	24 V / 40 A
Type	TRIO-PS-2G/3AC/24DC/5	TRIO-PS-2G/3AC/24DC/10	TRIO-PS-2G/3AC/24DC/20	TRIO-PS-2G/3AC/24DC/40
Order No.	2903153	2903154	2903155	2903156

TRIO POWER with Push-in connection, 3~	
	
Input	3 x 320 V AC ... 575 V AC
W x H x D in mm	110 x 130 x 160
	72 V / 14 A
Type	TRIO-PS-2G/3AC/72DC/14
Order No.	1076188

Robust, with IP67 degree of protection

The new TRIO POWER power supplies with IP67 degree of protection are particularly well suited for installation in the field. Thanks to its weather-resistant design, you can also use the device in harsh ambient conditions.

- TRIO-PS-IP67/1AC/24DC/20,
Input: 100 V AC ... 240 V AC
Order No.: [1039830](#)
- TRIO-PS-IP67/3AC/24DC/20,
Input: 3 x 400 V AC ... 500 V AC
Order No.: [1039829](#)



 Web code: [#2177](#)

* NEC Class 2 output, certified in accordance with UL 1310 / Limited Power Source (LPS) in accordance with UL 60950-1

Power supplies

Device circuit breakers – suitable for all applications






Increase the availability of your system by safeguarding the output voltage of your power supply. Protect your system effectively against overload and short-circuit currents at the same time.






The complete portfolio of electronic circuit breakers also provides intelligent protection. Take advantage of the easy handling and simple product selection.








Your advantages






- ✓ Suitable device protection for any requirement, thanks to the comprehensive portfolio
- ✓ System statuses under control with intelligent analysis and fault signaling
- ✓ Easy startup with tool-free connection technology and intuitive operation

Multi-channel electronic circuit breakers					
 Web code: #1646					
	4-channel	8-channel	4-channel	4-channel	
	Nominal current	0.5 A ... 10 A	0.5 A ... 10 A	1 A ... 4 A*	1 A... 10 A
	Type	CBM E4 24DC/0.5-10A NO-R	CBM E8 24DC/0.5-10A NO-R	CBMC E4 24DC/1-4A NO	CBMC E4 24DC/1-10A NO
	Order No.	2905743	2905744	2906031	2906032

Single-channel electronic circuit breakers					
 Web code: #1645					
	Single-channel	Single-channel	Single-channel	Single-channel	
	Nominal current	1 A ... 3 A*	1 A ... 8 A	2 A*	6 A
	Type	PTCB E1 24DC/1-3A NO	PTCB E1 24DC/1-8A NO	PTCB E1 24DC/2A NO	PTCB E1 24DC/6A NO
	Order No.	2909909	2908262	2909903	2909908

* NEC Class 2 outputs, in accordance with UL 1310

Single-channel electronic circuit breakers					
 Web code: #1645					
	Single-channel	Single-channel	Single-channel	Base element / Push-in connection	
	Nominal current	1 A	6 A	10 A	
	Type	CB E1 24DC/1A NO P	CB E1 24DC/6A NO P	CB E1 24DC/10A NO P	CB 1/6-2/4 PT-BE
	Order No.	2800901	2800905	2800907	2800929

Thermomagnetic device circuit breakers					
 Web code: #1647					
	F1	SFB	M1	Base element / screw connection	
	Nominal current	0.5 A	6 A	16 A	
	Type	CB TM1 0.5A F1 P	CB TM1 6A SFB P	CB TM1 16A M1 P	CB 1/10-1/10 UT-BE
	Order No.	2800857	2800841	2800856	2801305

TRIO CROSS POWER power supplies

The DIN rail with built-in power distribution

The new TRIO POWER power supplies for the CrossPowerSystem power distribution board are perfectly suited for use in machine building. All functions and the space-saving design are tailored to the stringent demands in this field.

The Push-in connection enables quick and easy connection of 24 V DC loads. Tool-free mounting and automatic contacting via convenient snap-on connections enable easy startup.



 Web code: #2178



Connection side of the power distribution board

Your advantages

- ✓ Push-in connection enables the quick and easy snap-on connection of 24 V DC loads
- ✓ Rapid startup: tool-free mounting and automatic contacting in just one step (CrossPowerSystem)
- ✓ Reliable startup of high loads with dynamic boost
- ✓ Electrically robust with a high electric strength
- ✓ High degree of flexibility with the wide temperature range of -25°C ... +70°C and device startup at -40°C

TRIO CROSS POWER 3~		
		 IO-Link
Input	3 x 400 V AC ... 500 V AC	3 x 400 V AC ... 500 V AC
W x H x D in mm	36 x 160 x 159	70.5 x 209.7 x 170
	24 V / 5 A	24 V / 20 A / 8C / IOL New
Type	EM-CPS-PS/3AC/24DC/5	EM-CPS-PS/3AC/24DC/20/8C/IOL
Order No.	1064922	1067898

TRIO CROSS POWER with 8-channel electronic circuit breakers

The 20 A power supply with integrated 8-channel electronic circuit breaker is a new addition. The power supply with eight independent channels also provides reliable protection for disconnection in the event of errors (overload or short circuit) and comprehensive diagnostics options.

The channel-specific nominal voltages can be configured without tools via LED buttons (1 A to 10 A). Furthermore, the power supply can be accessed from anywhere in the world via the IO-Link infrastructure.



CrossPowerSystem

The CrossPowerSystem is a new and open platform for modular and functional control cabinets. Three-phase devices can be mounted onto the power distributor easily via Plug and Play. Time is money, and this is particularly true in the construction of machines and systems. Thanks to the combination of power distribution and switching devices, mounting on the power distribution board is now even faster. Furthermore, the integrated reverse pole protection prevents errors and ensures even simpler startup.



UNO POWER power supplies

Compact with basic functionality

Thanks to their high power density, UNO POWER power supplies are the perfect solution, particularly in compact control cabinets. The efficient technology with low no-load losses and high efficiencies in a small housing covers loads from 25 W to 480 W.




The range of 18 devices covers output voltages of 5 to 48 V DC and includes six designs. The UNO UPS uninterruptible power supply and the UNO DIODE redundancy module suitable for the power supplies are also available.





i Web code: #1512



Your advantages

- ✓ High energy efficiency with an efficiency of up to 94% and with extremely low idling losses of less than 0.3 W
- ✓ Particularly compact, thanks to high power density
- ✓ Outdoor installation possible with a wide temperature range of -25°C to +70°C

UNO POWER, 1~			
			
Input	85 V AC ... 264 V AC	85 V AC ... 264 V AC	85 V AC ... 264 V AC
W x H x D in mm	22.5 x 90 x 84	35 x 90 x 84	55 x 90 x 84
	24 V/30 W	24 V/60 W	24 V/100 W
Type	UNO-PS/1AC/24DC/30W	UNO-PS/1AC/24DC/60W	UNO-PS/1AC/24DC/100W
Order No.	2902991	2902992	2902993
			24 V/100 W/H**
Type			UNO-PS/1AC/24DC/100W/H
Order No.			1088851
			24 V/90 W/C2LPS*
Type			UNO-PS/1AC/24DC/90W/C2LPS
Order No.			2902994
		48 V/60 W	48 V/100 W
Type		UNO-PS/1AC/48DC/60W	UNO-PS/1AC/48DC/100W
Order No.		2902995	2902996
	15 V/30 W	15 V/55 W	15 V/100 W
Type	UNO-PS/1AC/15DC/30W	UNO-PS/1AC/15DC/55W	UNO-PS/1AC/15DC/100W
Order No.	2903000	2903001	2903002
	12 V/30 W	12 V/55 W	12 V/100 W
Type	UNO-PS/1AC/12DC/30W	UNO-PS/1AC/12DC/55W	UNO-PS/1AC/12DC/100W
Order No.	2902998	2902999	2902997
		12 V/55 W/H**	
Type		UNO-PS/1AC/12DC/55W/H	
Order No.		1088850	
	5 V/25 W	5 V/40 W	
Type	UNO-PS/1AC/5DC/25W	UNO-PS/1AC/5DC/40W	
Order No.	2904374	2904375	

UNO POWER, 1~			UNO POWER, 2~	
				
Input	85 V AC ... 264 V AC	85 V AC ... 264 V AC	85 V AC ... 264 V AC	264 V AC ... 575 V AC
W x H x D in mm	37 x 130 x 125	45 x 130 x 125	59 x 130 x 125	55 x 90 x 84
	24 V/150 W	24 V/240 W	24 V/480 W	24 V/90 W/C2LPS*
Type	UNO-PS/1AC/24DC/150W	UNO-PS/1AC/24DC/240W	UNO2-PS/1AC/24DC/480W	UNO-PS/2AC/24DC/90W/C2LPS
Order No.	2904376	2904372	2910105	2904371

* NEC Class 2 output, certified in accordance with UL 1310 / Limited Power Source (LPS) in accordance with UL 60950-1

** Can be used in household applications in accordance with EN 60335

STEP POWER power supplies

For building automation

The STEP POWER power supplies have been specifically developed for building automation applications. The new generation of devices are among the first power supplies in the world with Efficiency Level VI. With EN 60335 certification, the power supplies can be used in all domestic applications. The Push-in connection of the 45° terminal blocks enables quick and easy commissioning. Furthermore,

the terminal block provides twice the number of terminal points. The power of the new device generation has been increased by up to 100%, while the overall width has been reduced by one horizontal pitch. With the new 5 A device, a power supply in the higher power range is now available.

 Web code: #2433



Your advantages

- ✓ Energy savings with efficiency in no-load and part-load operation (Efficiency Level VI)
- ✓ Space savings in the control cabinet with the narrow design, combined with increased power (up to 100%)
- ✓ Approval for household purposes (EN 60335) enables use in domestic applications for the first time, built into horizontal pitches (DIN 43880)
- ✓ Quick and easy startup with tool-free Push-in connection technology at a 45° angle with double terminal points

Efficiency standards for external power supplies

The new generation of the STEP POWER power supplies satisfy the currently highest efficiency standard requirements. With the combination of very high efficiencies and low no-load losses, the power supplies are the first DIN rail devices in the world rated with Efficiency Level VI.

Back in the 1990s, the efficiency of external power supply units was just 50%. This prompted the United States Environmental Protection Agency to develop a voluntary program to promote energy efficiency and reduce pollution in 1992. However, it was only in 2004 that the first regulations were developed with minimum requirements on efficiency and load-free electricity consumption. A great deal has happened since then, and efforts are continually being made to significantly reduce the energy consumption of external power supply units. The result of these efforts, Efficiency Level VI, currently places the highest demands on energy efficiency.

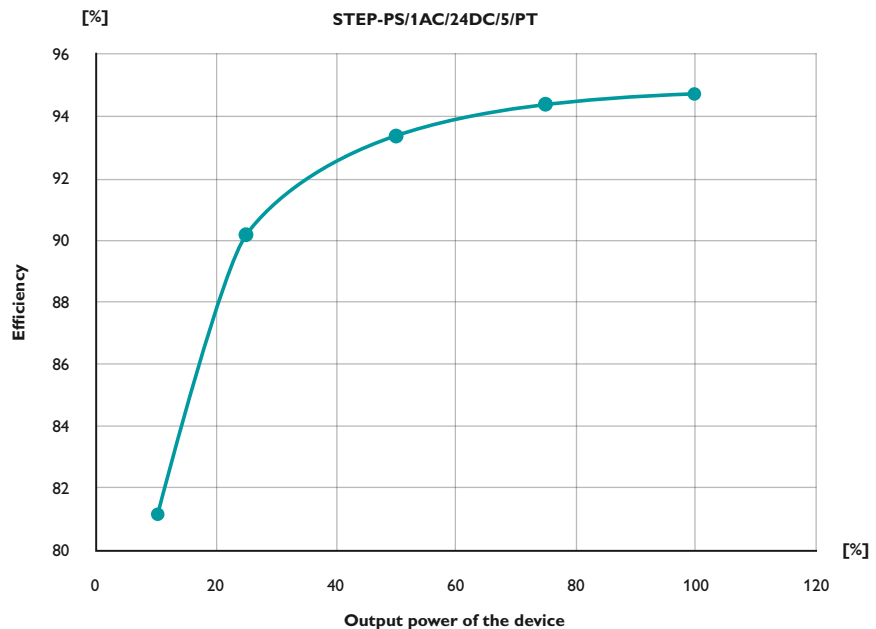
In addition to Efficiency Level VI, the STEP POWER power supplies also satisfy the EU commission regulation on ecodesign requirements (EU) 2019/1782, which comes into effect on April 1, 2020. The aim of this is also to improve the energy efficiency and environmental compatibility.

The new power supplies of the STEP POWER family currently have the highest efficiencies on the market.

- Efficiency during normal operation: >94.5%
- Efficiency during part-load operation: >90%

With the new 5 A power supply, a device is now available that provides twice the power compared to previous power supplies with an identical overall width (four horizontal pitches).

In no-load operation, the no-load losses of all STEP POWER power supplies are below 0.1 W or 0.21 W depending on performance class, and are therefore setting new standards.



Safe use of electrical devices

The new STEP POWER power supplies satisfy DIN EN 60335 for the first time. This standard describes the requirements to be satisfied for the safety of electrical devices for household use and similar or for commercial purposes.





Devices with a rated voltage of between 250 V and 480 V are to be found in bakery ovens in supermarkets, in large washing machines in hotels, and also in agriculture and in conventional residential buildings. Normally, these devices and machines are operated by users without specialist training. The electrical safety of these

devices and their supply must therefore be taken particularly seriously.









The new STEP POWER power supplies satisfy both the requirements in the field of building automation and in the commercial sector.



STEP POWER with household approval (EN 60335)

STEP POWER, 1~				
				
Input	100 V AC ... 240 V AC 110 V DC ... 250 V DC	100 V AC ... 240 V AC 110 V DC ... 250 V DC	100 V AC ... 240 V AC 110 V DC ... 250 V DC	100 V AC ... 240 V AC 110 V DC ... 250 V DC
W x H x D in mm	18 x 90 x 55	36 x 90 x 55	54 x 90 x 55	72 x 90 x 55
	24 V/0.63 A	24 V/1.3 A	24 V/2.5 A	24 V/4 A
Type	STEP3-PS/1AC/24DC/0.63/PT	STEP3-PS/1AC/24DC/1.3/PT	STEP3-PS/1AC/24DC/2.5/PT	STEP3-PS/1AC/24DC/4/PT
Order No.	1088495	1088494	1088491	1140066
				24 V/5 A
Type				STEP3-PS/1AC/24DC/5/PT
Order No.				1088478

STEP POWER

STEP POWER, 1~				
		 Shallow design		
Input	85 V AC ... 264 V AC 95 V DC ... 250 V DC	85 V AC ... 264 V AC 95 V DC ... 250 V DC	85 V AC ... 264 V AC 95 V DC ... 250 V DC	85 V AC ... 264 V AC 95 V DC ... 250 V DC
W x H x D in mm	18 x 90 x 61	36 x 90 x 43	36 x 90 x 61	54 x 90 x 61
	24 V/0.5 A	24 V/0.75 A FL	24 V/0.75 A	24 V/1.75 A
Type	STEP-PS/1AC/24DC/0.5	STEP-PS/1AC/24DC/0.75/FL	STEP-PS/1AC/24DC/0.75	STEP-PS/1AC/24DC/1.75
Order No.	2868596	2868622	2868635	2868648
	12 V/1 A	12 V/1.5 A FL	12 V/1.5 A	12 V/3 A
Type	STEP-PS/1AC/12DC/1	STEP-PS/1AC/12DC/1.5/FL	STEP-PS/1AC/12DC/1.5	STEP-PS/1AC/12DC/3
Order No.	2868538	2868554	2868567	2868570
	5 V/2 A			
Type	STEP-PS/1AC/5DC/2			
Order No.	2320513			
STEP POWER, 1~		STEP for 48 V AC		STEP for 277 V AC
				
Input	85 V AC ... 264 V AC 95 V DC ... 250 V DC	85 V AC ... 264 V AC 95 V DC ... 250 V DC	43 V AC ... 52 V AC 60 V DC ... 80 V DC	85 V AC ... 305 V AC 95 V DC ... 250 V DC
W x H x D in mm	72 x 90 x 61	90 x 90 x 61	18 x 90 x 61	90 x 90 x 61
	24 V/2.5 A	24 V/4.2 A	48 V AC/24 V DC/0.5 A	277 V AC/24 V DC/3.5 A
Type	STEP-PS/1AC/24DC/2.5	STEP-PS/1AC/24DC/4.2	STEP-PS/48AC/24DC/0.5	STEP-PS/277AC/24DC/3.5
Order No.	2868651	2868664	2868716	2904945
	15 V/4 A	24 V/100 W/C2LPS*		
Type	STEP-PS/1AC/15DC/4	STEP-PS/1AC/24DC/3.8/C2LPS		
Order No.	2868619	2868677		
	12 V/5 A	48 V/2 A		
Type	STEP-PS/1AC/12DC/5	STEP-PS/1AC/48DC/2		
Order No.	2868583	2868680		
	5 V/6.5 A			
Type	STEP-PS/1AC/5DC/6.5			
Order No.	2868541			

* NEC Class 2 output, certified in accordance with UL 1310 / Limited Power Source (LPS) in accordance with UL 60950-1

DC/DC converters

For a regulated direct voltage

Avoid disturbances in your application by using DC/DC converters. The load is always supplied with a regulated direct voltage, even when using long cable lengths.

Phoenix Contact provides:

- DC/DC converters with SFB Technology and for extreme demands
- DC/DC converters for control technology
- DC/DC converters for photovoltaic applications





QUINT DC/DC converters

Adapt voltages

DC/DC converters provide a regulated direct voltage. They regenerate voltages so that the load is always supplied with a regulated DC voltage, even in the case of long cable lengths. Furthermore, the electrical isolation ensures the establishment of independent supply systems.

QUINT DC/DC converters with SFB Technology, preventive function monitoring, long service life, and IECEx approval increase the availability of your application. Furthermore, the dynamic boost feature allows high loads to be started. In addition, you are free to choose

the connection technology for the new generation.

 **Web code: #0152**



Your advantages

- ✓ SFB Technology selectively triggers standard circuit breakers; loads connected in parallel continue working without interruption
- ✓ Preventive function monitoring reports critical operating states before errors occur
- ✓ Power reserve for easy system extension with a static boost with a sustained power of up to 125% and the ability to start heavy loads with a dynamic boost of up to 200% for five seconds
- ✓ Free selection between Push-in and screw connection

Plus version for extreme ambient conditions

The Plus version of the DC/DC converter with integrated decoupling MOSFET for 1+1 and n+1 redundancy provides symmetrical load distribution and increases system availability. Furthermore, it satisfies the requirements for functional safety (SIL 2).

With a protective coating, and ATEX and IECEx approval in accordance with the standards IEC 60079-0, IEC 60079-7, IEC 60079-11, and IEC 60079-15, it can also be used within potentially explosive areas of zone 2.

The new Plus version is rounded out with a wide temperature range of -40°C to $+70^{\circ}\text{C}$ for use under extreme ambient conditions.

The protective PCB coating (CO stands for coated) protects against dust, corrosive gases, and also against 100% humidity. Failures due to creepage currents and electrochemical migration caused by corrosion are also prevented.

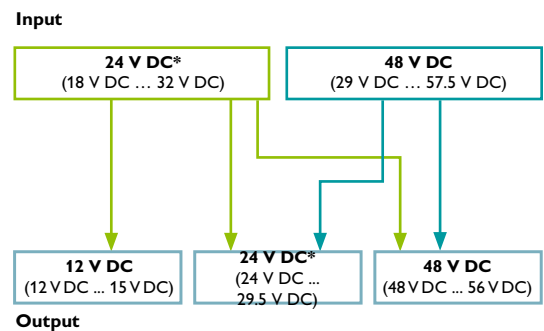


Fourth generation QUINT POWER voltage levels

The fourth generation of the DC/DC converters of the QUINT family is suitable for high powers with currents up to 20 A.

Thanks to the large input voltage range, all common input and output voltages in the performance classes up to 480 W are covered.

The IECEx approvals enable use in all industries, including the process industry.



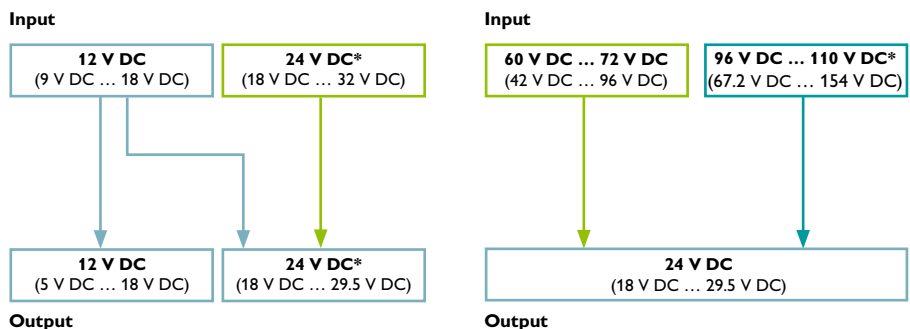
* From 14 ... 32 VDC during operation

Third generation QUINT POWER voltage levels

The third generation of the DC/DC converters of the QUINT family is suitable for high powers with currents up to 20 A.




The common input and output voltages in the performance classes up to 480 W are covered. The IECEx approvals for the devices with protective coating enable use in all industries, including the process industry.





The QUINT DC/DC converters with wide-range input are ideal for applications in the rail industry and power generation, for example.










* From 14 ... 32 VDC during operation







QUINT DC/DC converters





QUINT DC/DC converters with Push-in connection				SFB TECHNOLOGY
				
Input	18 V DC ... 32 V DC	18 V DC ... 32 V DC	18 V DC ... 32 V DC	
W x H x D in mm	36 x 130 x 125	50 x 130 x 125	70 x 130 x 125	
	24 V/24 V/5 A	24 V/24 V/10 A	24V/24V/20A New	
Type	QUINT4-PS/ 24DC/24DC/5/PT	QUINT4-PS/ 24DC/24DC/10/PT	QUINT4-PS/ 24DC/24DC/20/PT	
Order No.	2910119	2910120	2910121	

QUINT DC/DC converters with Push-in connection				SFB TECHNOLOGY
				
Input	18 V DC ... 32 V DC	29 V DC ... 57.5 V DC	18 V DC ... 32 V DC	29 V DC ... 57.5 V DC
W x H x D in mm	36 x 130 x 125	36 x 130 x 125	50 x 130 x 125	50 x 130 x 125
	24 V/12 V/8 A	48 V/24 V/5 A	24 V/48 V/5 A New	48 V/48 V/5 A New
Type	QUINT4-PS/ 24DC/12DC/8/PT	QUINT4-PS/ 48DC/24DC/5/PT	QUINT4-PS/ 24DC/48DC/5/PT	QUINT4-PS/ 48DC/48DC/5/PT
Order No.	2910122	2910125	2910123	2910128

QUINT DC/DC converters with screw connection				SFB TECHNOLOGY
				
Input	18 V DC ... 32 V DC	18 V DC ... 32 V DC	18 V DC ... 32 V DC	18 V DC ... 32 V DC
W x H x D in mm	36 x 130 x 125	50 x 130 x 125	70 x 130 x 125	70 x 130 x 125
	24 V/24 V/5 A	24V/24V/10A	24V/24V/20A New	24V/24V/20A/+ New
Type	QUINT4-PS/ 24DC/24DC/5/SC	QUINT4-PS/ 24DC/24DC/10/SC	QUINT4-PS/ 24DC/24DC/20/SC	QUINT4-PS/ 24DC/24DC/20/SC/+
Order No.	1046800	1046803	1046805	1046881

QUINT DC/DC converters*				
				
Input	9 V DC ... 18 V DC	9 V DC ... 18 V DC		
W x H x D in mm	32 x 130 x 125	32 x 130 x 125		
	12 V/24 V/5 A	12 V/12 V/8 A		
Type	QUINT-PS/ 12DC/24DC/5	QUINT-PS/ 12DC/12DC/8		
Order No.	2320131	2905007		

QUINT DC/DC converters* 		..., with protective coating 		
				
Input	42 V DC ... 96 V DC	67.2 V DC ... 154 V DC	42 V DC ... 96 V DC	67.2 V DC ... 154 V DC
W x H x D in mm	48 x 130 x 125	48 x 130 x 125	48 x 130 x 125	48 x 130 x 125
	60 V ... 72 V/24 V/10 A	96 V ... 110 V/24 V/10 A	60 V ... 72 V/24 V/10 A/CO	96 V ... 110 V/24 V/10 A/CO
Type	QUINT-PS/ 60-72 DC/24DC/10	QUINT-PS/ 96-110 DC/24DC/10	QUINT-PS/ 60-72 DC/24DC/10/CO	QUINT-PS/ 96-110 DC/24DC/10/CO
Order No.	2905009	2905010	2905011	2905012

QUINT DC/DC converters*, with protective coating 				
				
Input	18 V DC ... 32 V DC	18 V DC ... 32 V DC	18 V DC ... 32 V DC	
W x H x D in mm	32 x 130 x 125	48 x 130 x 125	82 x 130 x 125	
	24 V/24 V/5 A/CO	24 V/24 V/10 A/CO	24 V/24 V/20 A/CO	
Type	QUINT-PS/ 24DC/24DC/5/CO	QUINT-PS/ 24DC/24DC/10/CO	QUINT-PS/ 24DC/24DC/20/CO	
Order No.	2320542	2320555	2320568	

* Devices with differing functions; additional information is available on the product pages at www.phoenixcontact.com

MINI DC/DC converters

For low powers

MINI DC/DC converters are particularly suitable for measurement and control technology. Connection is quick and easy using COMBICON connectors. An LED and an active switching output monitor the output voltage.

The MINI DC/DC converters are suitable for low power ratings. They are available for voltages from 10 V DC to 75 V DC. They supply currents between 0.7 A and 2 A.

i Web code: #0152



MINI POWER voltage levels

Input

12 V DC ... 24 V DC
(10 V DC ... 32 V DC)





48 V DC ... 60 V DC
(36 V DC ... 75 V DC)

5 V DC ... 15 V DC
(5 V DC ... 15 V DC)

24 V DC
(22.5 V DC ... 28.5 V DC)

48 V DC
(30 V DC ... 56 V DC)

Output

	MINI DC/DC converters			Accessories*
				
Input	10 V DC ... 32 V DC	10 V DC ... 32 V DC	36 ... 75 V DC / 10 ... 32 V DC	1-phase, 10 V DC ... 42 V AC
W x H x D in mm	22.5 x 99 x 107	22.5 x 99 x 107	22.5 x 99 x 107	22.5 x 99 x 107
Type	12 V ... 24 V / 24 V / 1 A	12 V ... 24 V / 5 ... 15 V / 2 A	48 V ... 60 V / 24 V / 1 A	10 V AC ... 42 V AC / 15 V DC ... 60 V DC / 3 A*
Order No.	2866284	2320018	2866271	2320199
Type	12 V ... 24 V / 48 V / 0.7 A			
Order No.	2320021			

* AC power terminal for connection upstream of MINI DC/DC converters; the AC voltage of a transformer is rectified and filtered.

TRIO DC/DC converters

For decentralized power supply

The DC/DC converter with 1500 V DC supplies your system directly from the field and provides a reliable power supply even without a central grid. It is suitable for applications in photovoltaics and drive technology. In photovoltaic systems, it is even


possible to start the central inverter with the TRIO DC/DC converter without a supply grid. In drive technology, the device also generates 24 V DC directly in the machine to supply the system controller.

i Web code: #2431



Your advantages

- ✓ Specifically developed for the high DC voltages of photovoltaic systems
- ✓ Suitable for use in all photovoltaic systems with high input voltage due to conformity with standard UL 62109; supports potential-free grounding
- ✓ In photovoltaic systems, the central inverter can be started without an additional AC connection
- ✓ High system availability due to the robust design
- ✓ Quick and easy installation with Push-in connection

TRIO DC/DC converters	
	
Input	600 V DC ... 1500 V DC
W x H x D in mm	88.5 x 130 x 160
	1500 V / 8 A New
Type	TRIO-PS-2G/1500DC/24DC/8
Order No.	1075240

UNO DC/DC converters

For direct supply

Supply your control cabinet directly from the photovoltaic system with the DC/DC converters of the UNO POWER range. The Combiner Box is supplied directly from the PV panel, thanks to the direct connection to string voltages of up to 1000 V DC. You


therefore save additional installation costs and increase system efficiency. In a further expansion stage, the signal line can be replaced by a wireless connection.


 **Web code:** #0152



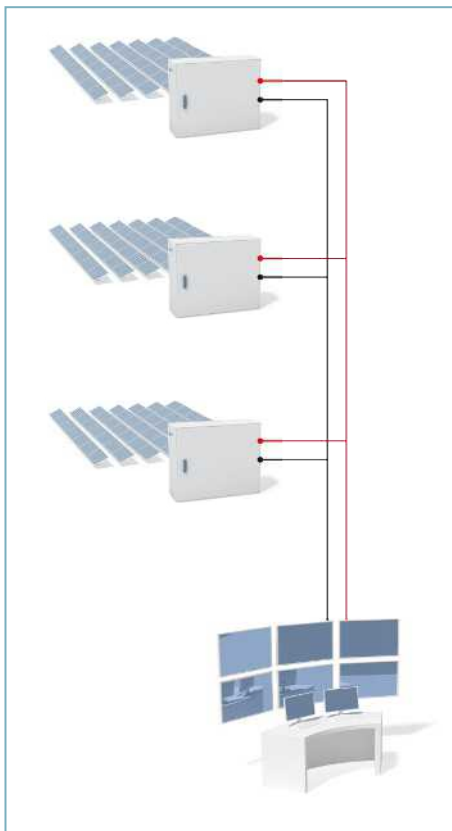
Your advantages

- ✓ Wide input voltage range of 300 V DC ... 1000 V DC
- ✓ Direct field installation possible; an AC connection is no longer necessary
- ✓ Simplified approval of the overall system, thanks to UL 1741 certification for the DC/DC converter
- ✓ Low space requirement in the control box, thanks to the compact design and a high degree of efficiency
- ✓ Simplified startup, thanks to LED function monitoring

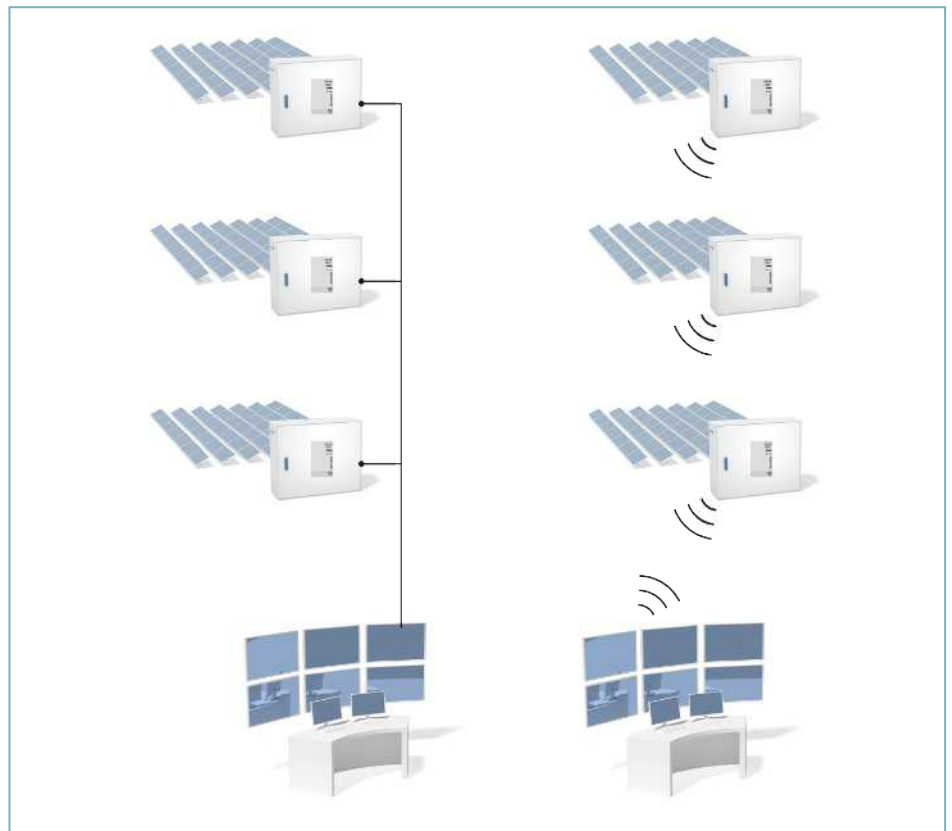
UNO DC/DC converters	
	
Input	350 V DC ... 900 V DC
W x H x D in mm	55 x 90 x 84
	350 DC ... 900 DC / 24 DC / 60 W
Type	UNO-PS/350-900DC/24DC/60W
Order No.	2906300



Connection options for Combiner Boxes in photovoltaic systems



In the application shown, the Combiner Box is connected to a supply line (red, e.g. 230 V AC) and a signal line (black). Laying the lines involves significant installation costs.



UNO POWER devices allow direct connection to string voltages of up to 1000 V DC. This means that the Combiner Box is supplied directly from the photovoltaic panel, and additional installation costs are not incurred.

In a further expansion stage, the signal line can be replaced by a wireless connection.

Inverters for converting direct current into alternating current

The QUINT inverter reliably converts direct current into alternating current. The inverter from Phoenix Contact provides:

- A pure sine curve
- Electricity with a constant high quality, without dangerous voltage fluctuations
- Trouble-free supply of voltage-sensitive loads





35

4
閘出

4
接出

4


QUINT inverters

For generating alternating current

With the new DC/AC inverter in the QUINT POWER family, a compact solution is now available for the first time to generate alternating current in DC applications. Connect two DC/AC inverters in parallel to create a redundant system or to benefit from

increased power. A three-phase grid can be created, for example for operating alternating current drives, by connecting three inverters in parallel.

 **Web code: #2426**



Your advantages

- ✓ Manual selection of AC output voltage via a signal terminal enables use worldwide
- ✓ A pure sine curve at the output
- ✓ USB interface for connection to industrial PCs, for example
- ✓ Can be switched in parallel for various applications
- ✓ Space savings, thanks to compact design

QUINT DC/AC inverters



Input 20 V DC ... 30 V DC

W x H x D in mm 180 x 130 x 125

480 W / 600 VA

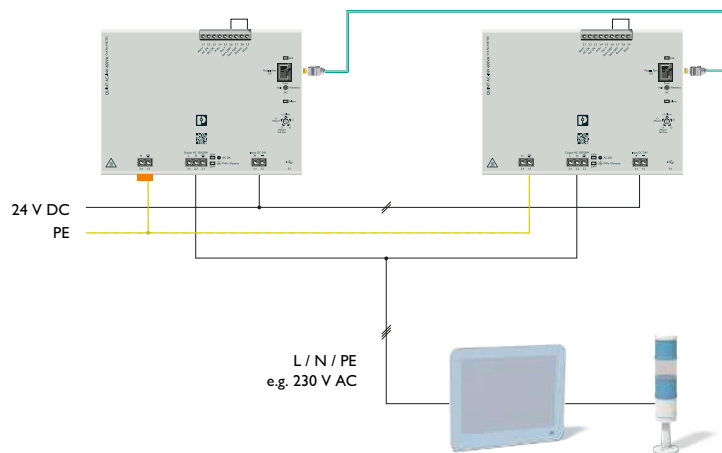
New

Type QUINT4-INV/24DC/1AC/600VA/USB

Order No. 1067325

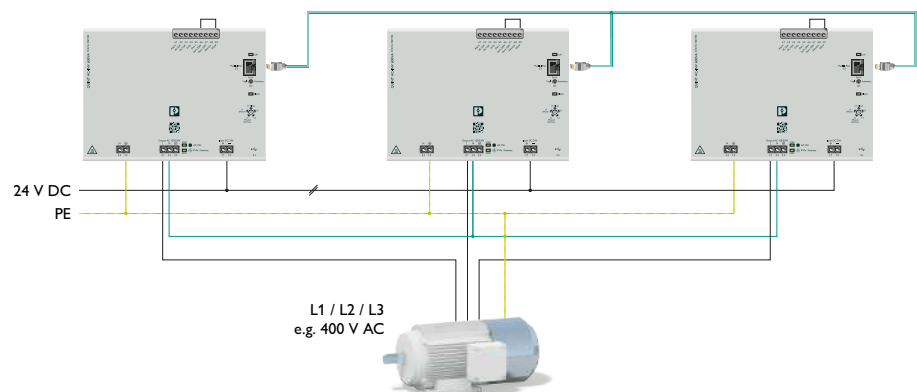
Parallel connection with synchronized AC output

You can connect two devices in parallel. This increases the operational safety of your systems in the event of a power supply failure (redundancy) or it gives you the option to increase the power. The output power can be doubled by using the DC/AC inverter. Communication between the two devices synchronizes the phase relation in both operating modes.



Three-phase grid for a drive application

Connect three devices in parallel to create a three-phase grid. The inverters communicate with each other in order to synchronize the 120° phase shift in real time. This allows alternating current drives to be operated.



Redundancy modules

Redundant power supply solutions are necessary in applications with the highest demands on operational safety. They ensure that the failure of one power supply unit does not result in system downtime.

A redundant system is the result of the parallel connection of two power supply units that are decoupled from one another. This decoupling via an active redundancy module or a simple diode ensures the high availability and productivity of your system.





Redundancy modules

QUINT SINGLE ORING

With the QUINT S-ORING you can increase your system availability and operational safety even further. Supply networks are decoupled and lines are disconnected continuously while they are routed to the load. In combination with the fourth generation of the QUINT POWER power supplies, the input voltage and decoupling section are

monitored continuously. The Plus version and the VP version with protective circuit and overvoltage protection protect sensitive loads. Overvoltages are limited to <28.8 V DC or <30 V DC respectively.

i Web code: #2180



Your advantages

- ✓ Consistent redundancy through to the load
- ✓ Constant monitoring of input voltage and decoupling path
- ✓ Energy savings of 70% with decoupling with MOSFET
- ✓ Protection against overvoltages at the output (overvoltage protection) increases the operational safety
- ✓ Protective coating with ATEX and IECEx approval for extreme ambient conditions

QUINT ORING with ACB Technology (Auto Current Balancing)

- Even load distribution for redundant power supplies
- Lower thermal load on both power supplies
- Service life of the redundant solution is doubled

The ACB Technology extends the service life of redundantly operated power supplies by evenly utilizing the power supply units. As a result of asymmetries, the load is often supplied by just one power supply unit, while the other power supply unit runs in no-load operation. This results in a thermal load on the working power supply unit and, therefore, rapid aging. Thanks to the use of modern MOSFET technology, the resulting thermal load is reduced by up to 70%. This

lower level of power dissipation ensures that all the control cabinet components stay cooler and the service life of devices in the redundant system is doubled.

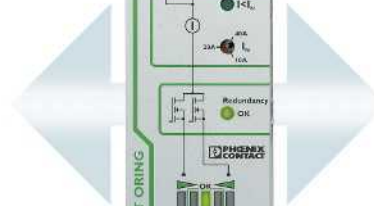
Designed by PHOENIX CONTACT

QUINT ORING active redundancy modules with ACB Technology

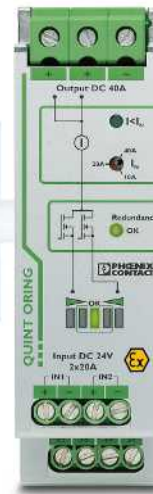
The three QUINT ORING modules feature ACB Technology and preventive function monitoring. The input voltage, output current, and decoupling path are monitored continuously, so a loss of redundancy can be reported early on. Two positive output terminals ensure consistent redundancy through to the load. The installed MOSFETs reduce the power dissipation to an extent that energy savings of around 70% are achieved. Overvoltage protection limits overvoltages to 32 V DC.

Auto Current Balancing Technology 
Designed by PHOENIX CONTACT

**50%
power**



**50%
power**



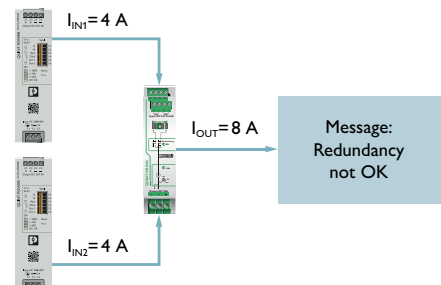
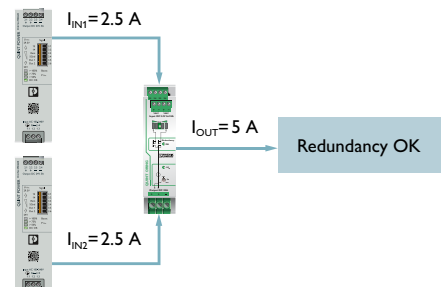
Detect and avoid critical states

The QUINT ORING modules monitor the load current and generate a warning as soon as a set value is exceeded. If the user connects additional loads to a redundant power supply as part of a system extension, this can result in a loss of redundancy. This is illustrated in the example scenario described below.

Two redundant power supplies, each with 5 A nominal current, supply a controller with the 5 A required.

If an additional load of 3 A is now connected, it can be supplied by the power supply's power reserve. The required current of 8 A will be supplied without a voltage dip.

However, there is no longer any redundancy: if one of the two power supplies fails, the second device is no longer able to provide 8 A. The LED immediately warns the system operator that there is no longer any redundancy.



Active redundancy modules

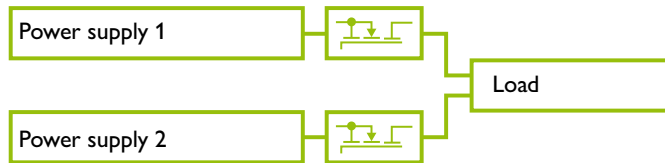
Our 1- or 2-channel active redundancy module versions monitor themselves and the connection wiring through to the load. In combination with a QUINT POWER supply, you can extend the system to include complete redundancy monitoring from the

AC feed-in to the the DC load. By continually monitoring the AC and DC voltage levels, the respective wiring, and at the same time, the decoupling of the load current, critical operating states can be detected and signaled early on. The integrated MOSFET technology

reduces the thermal loads due to self-heating to a minimum.

Decoupling and monitoring

Active, single-channel redundancy module for the separate structuring of a redundant system. In combination with the new QUINT POWER power supplies, your system is monitored continuously.

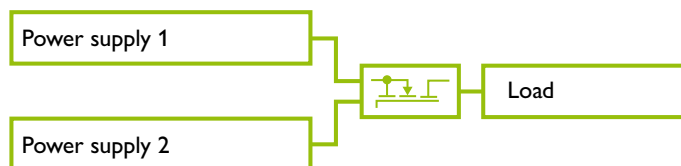


QUINT S-ORING			
Input	8 V DC ... 30 V DC	8 V DC ... 27.5 V DC	8 V DC ... 26 V DC
W x H x D in mm	32 x 130 x 125	32 x 130 x 125	32 x 130 x 125
	12 V ... 24 V/1 x 40 A	12 V ... 24 V/1 x 40 A/VP*	12 V ... 24 V/1 x 40 A/+**
Type	QUINT4-ORING/12-24DC/1x40	QUINT4-S-ORING/12-24DC/1x40/VP	QUINT4-ORING/12-24DC/1x40/+
Order No.	2907752	1043418	2907753

* Overvoltages arising are limited to 30 V, ** overvoltages arising are limited to 28.8 V

Decoupling, monitoring, and control

Active redundancy module for decoupling power supplies. With monitoring of the input voltage, wiring, and load current.



QUINT ORING			Auto Current Balancing Technology ¹³ Designed by PHOENIX CONTACT
Input	18 V DC ... 28 V DC	18 V DC ... 28 V DC	18 V DC ... 28 V DC
W x H x D in mm	32 x 130 x 125	38 x 130 x 125	66 x 130 x 125
	24 V/2 x 10 A/1 x 20 A	24 V/2 x 20 A/1 x 40 A	24 V/2 x 40 A/1 x 80 A
Type	QUINT-ORING/24DC/2x10/1x20	QUINT-ORING/24DC/2x20/1x40	QUINT-ORING/24DC/2x40/1x80
Order No.	2320173	2320186	2902879

Passive redundancy modules

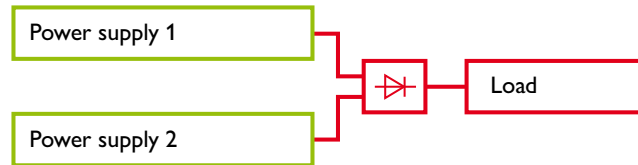
Passive redundancy modules enable simple decoupling of two power supplies on the DC side. This is useful in particular when power supplies are connected in parallel to increase power or for redundancy purposes. If one device fails due to malfunctions, the



second power supply automatically takes over the entire supply for the DC load. The diode power losses arising during operation are dissipated completely as thermal energy to the control cabinet. The diode is not subject to preventive function monitoring, and the





connecting cables through to the DC load are not monitored.

Decoupling via diodes

Simple decoupling via diodes.



	QUINT DIODE	
		
Input	10 V DC ... 30 V DC	30 V DC ... 56 V DC
W x H x D in mm	50 x 130 x 125	50 x 130 x 125
	12 V ... 24 V/2 x 20 A/1 x 40 A	48 V/2 x 20 A/1 x 40 A
Type	QUINT4-DIODE/12-24DC/2x20/1x40	QUINT4-DIODE/48DC/2x20/1x40
Order No.	2907719	2907720

	TRIO DIODE	TRIO DIODE	UNO DIODE	STEP DIODE
				
Input	10 V DC ... 30 V DC	10 V DC ... 30 V DC	4.5 V DC ... 30 V DC	4.5 V DC ... 30 V DC
W x H x D in mm	35 x 130 x 115	41 x 130 x 115	22.5 x 90 x 84	18 x 90 x 61
	12 V ... 24 V/2 x 10 A/1 x 20 A	12 V ... 24 V/2 x 20 A/1 x 40 A	5 V ... 24 V/2 x 10 A/1 x 20 A	5 V ... 24 V/2 x 5 A/1 x 10 A
Type	TRIO2-DIODE/12-24DC/2x10/1x20	TRIO2-DIODE/12-24DC/2x20/1x40	UNO-DIODE/5-24DC/2x10/1x20	STEP-DIODE/5-24DC/2x5/1x10
Order No.	2907380	2907379	2905489	2868606

— Monitored
— Not monitored

Uninterruptible power supplies

Mains interruptions can have serious consequences. Do not take any risks. You can rely on our uninterruptible power supplies.

We provide the following solutions for high system availability, even in the event of a mains failure:

- DC and AC UPS modules with communication interfaces
- UPS modules with integrated power supply or energy storage system
- Comprehensive selection of energy storage systems





10790625

Uninterruptible power supplies

IQ Technology for an intelligent UPS system

Superior system availability, thanks to IQ Technology:

- You know the state of charge and remaining runtime of your energy storage system
- You will be warned of pending failures at an early stage, making it possible to plan servicing
- You can increase the service life of the energy storage system
- All relevant information is available to you on your industrial PC and higher-level controllers

 Web code: #0154

IQ Technology 
Designed by PHOENIX CONTACT

Uninterruptible power supply units with IQ Technology


- Battery management system (BMS) with IQ Technology
- Provides information on the remaining runtime, state of charge, and service life of the energy storage system
- Optimizes the charging characteristic for an even longer service life
- Interfaces enable integration into any industrial network

Uninterruptible power supplies (UPS) continue to deliver power even in the event of a mains failure. Thanks to our IQ Technology, you're one step ahead: they advise on the charging state and the remaining runtime of the energy storage,

optimize its service life, and warn of pending failures in good time. All relevant information is transferred to higher-level computers and controllers.

The intelligent UPS with IQ Technology monitors and optimizes the energy storage, reduces the maintenance effort, and increases the availability of your systems. It determines all relevant energy storage states. This ensures the crucial transparency required to guarantee the stability of the supply and the best possible utilization of the energy storage system at all times.

The intelligent battery management system calculates the remaining runtime available. It advises as soon as a threshold value is reached. In this way, your system works as long as possible and is shut down before the battery voltage runs out.



Intelligent charging

Adapts the charging current and thereby ensures fast recharging and availability.

Intelligent battery management SOC (State of Charge)

Describes the current state of charge and the remaining energy storage system runtime.

Intelligent battery control

Detects the connected battery type and increases its remaining service life by optimally adapting the charging characteristic.

Intelligent battery management SOH (State of Health)

Reports on the life remaining for the energy storage device, and warns of pending failures in good time.

Interfaces

Easy integration into industrial networks:

- PROFINET
- EtherNet/IP™
- EtherCAT®
- USB



QUINT DC UPS uninterruptible power supplies – intelligent and communicative

With the intelligent QUINT DC UPS for integration into existing industrial networks, you are ready for Industrie 4.0. With the QUINT DC UPS and the integrated interfaces for PROFINET, EtherNet/IP™, EtherCAT®, and USB, monitoring, configuration, and shutting the system down in a safe state are possible at all times and anywhere in the world.

Signaling

LEDs and floating relay contacts provide function monitoring. QUINT UPS supplies the following information via the wired contacts:

- The load is being supplied by the energy storage system
- The energy storage system is being charged
- An alarm is present

The USB interface is suitable for

- Monitoring and configuration with UPS-CONF
- Safe shutdown of industrial PCs with optimum utilization of the energy storage system
- Automatic startup when mains returns

Intelligent monitoring of the energy storage system

- Automatic detection of the battery type connected and service life increase thanks to adaptive charging characteristics
- Adapting the charging current ensures fast recharging and availability of the energy storage system



The first intelligent QUINT DC UPS for integration into established industrial networks

Interfaces

The QUINT DC-UPS can be easily integrated into the following existing industrial networks via various interfaces:

- PROFINET
- EtherNet/IP™
- EtherCAT®

All network technologies, devices with USB interface, and devices without an interface are available in all four performance classes (5 A, 10 A, 20 A, and 40 A).

2-port switch

Our QUINT DC UPS has a 2-port switch. The device can therefore be integrated flexibly into existing industrial networks.

Extended load management

The extended load management system consists of the following functions:

- Energy monitoring – monitoring input and output voltages and the associated currents
- PC shutdown function – reliable shutdown of your industrial PC in the event of a mains failure without data loss, and automatic restart of the industrial PC when the mains power returns
- Cold-start function – UPS startup even without mains power

Function blocks

We include the corresponding function blocks for the following engineering environments so that the QUINT DC UPS can be started up quickly:

- PLCnext
- TIA Portal
- Studio 5000
- TwinCAT

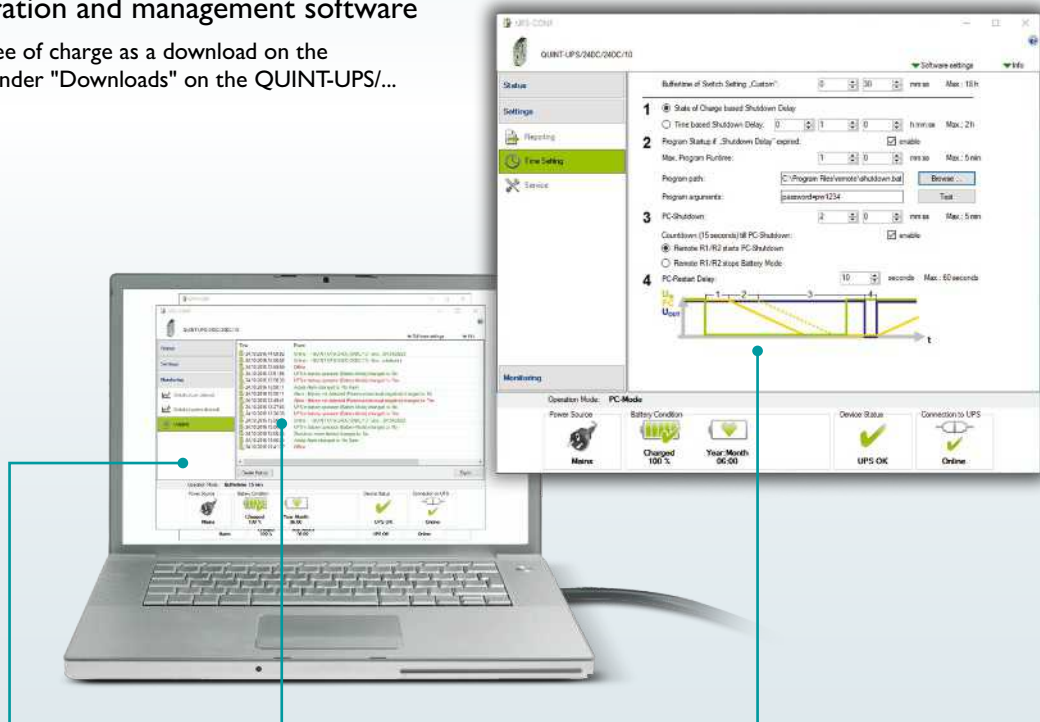


Device descriptions

If the appropriate function block for your application is not available, you can create your own custom function blocks using our device descriptions.

UPS-CONF configuration and management software

The software is available free of charge as a download on the Phoenix Contact website under "Downloads" on the QUINT-UPS/... product pages.



Integrated data recorder

The log file archives events, e.g., when and for how long the QUINT UPS has bridged mains failures.

Configuration

Flexible adaptation of the QUINT UPS behavior to individual requirements.

Preventive function monitoring

All relevant operating parameters are displayed graphically. Important messages appear in the foreground.

Uninterruptible power supplies

Intelligence in any combination

Create your own individual QUINT DC-UPS solution – tailored to your application:

1. Choose your power supply
2. Choose your UPS module
3. Choose your energy storage system

Intelligence for increasing system availability

Task

Supply an industrial PC consistently with 24 V DC.

Previous solution

One UPS with 3.4 Ah buffers 24 V DC / 5 A for 20 minutes under optimal conditions. Can the energy storage system actually bridge this time? The state of charge, performance, and remaining runtime of the energy storage system are unknown.

Solution with QUINT UPS

The intelligent QUINT UPS determines all relevant energy storage system states. This ensures the crucial transparency required to guarantee the stability of the supply and to optimize utilization of the energy storage system at all times. The intelligent battery management detects the current state of charge of the connected energy storage system and uses it to calculate the remaining runtime available.

The QUINT UPS indicates whether the remaining buffer time is actually still 20 minutes. As soon as an adjustable threshold value has been reached, a warning message is sent via signal contact, via software, or directly to higher-level controllers.




Power supply



UPS module



Energy storage systems



Uninterruptible power supplies

QUINT UPS for DC and AC applications

The QUINT UPS for 24 V DC with output currents of 5 to 40 A is suitable for mains interruptions that last for up to several hours.

The QUINT UPS for AC applications delivers a pure sine curve at the output. The sine wave generated during battery operation is synchronized to the grid previously used for supply. Only one energy storage system is required to safeguard your system.

IQ Technology 
Designed by PHOENIX CONTACT

Substantial power reserve

- For mains and battery operation
- Power Boost static power reserve
- SFB Technology (Selective Fuse Breaking, page 11)

Adaptive current management

- For fast recharging and high energy storage system availability

Easy integration into industrial networks thanks to interfaces

- PROFINET
- EtherNet/IP™
- EtherCAT®
- USB



DC

AC

 Web code: #1992

 Web code: #1988

Seamless transition, thanks to online topology

- Classification in accordance with EN 62040-3: VFI-SS-111

Comprehensive signaling and configuration

- Floating relay contacts
- Signal contacts

Convection cooling

- Fan-free heat dissipation

Startup from the energy storage system

- Possible even without power supply input

Can be switched in parallel

- For redundancy and increased performance

USB interface

- For connection to industrial PCs and controllers

Optimized use of the buffer time and preventive monitoring of the energy storage system

- Intelligent battery management



Uninterruptible power supplies

Energy storage systems for QUINT UPS

With the energy storage systems for our modular system of uninterruptible power supplies, you will always have the right solution for your system.

- UPS-BAT/LI-ION for a long service life
- UPS-BAT/VRLA-WTR for use in extreme ambient temperatures
- UPS-BAT/VRLA for longer buffer times

Your advantages

- ✓ Fast installation thanks to automatic detection of the energy storage system and tool-free replacement during operation
- ✓ Constant communication with QUINT UPS for continuous monitoring and intelligent management
- ✓ Extremely long service life with optimized charging characteristics based on the technology and the ambient conditions
- ✓ Immediate availability: all energy storage systems leave our warehouse fully charged



UPS-BAT/LI-ION...

- Long service life with long buffer times
- Lithium iron phosphate technology

Type	Typical buffer time	Temperature	Service life at +20°C	Service life at +50°C	Charging cycles at +20°C	Weight (standardized)
UPS-BAT/LI-ION...	>40 min	-20°C ... +58°C	15 years	2 years	7,000	0.45 kg
UPS-BAT/VRLA-WTR...	>5 h	-25°C ... +60°C	12 years	1.5 years	300	1.3 kg
UPS-BAT/VRLA...	>8 h	0°C ... +40°C	6 years ... 9 years	1 year	250	1 kg

Particularly good product characteristics



UPS-BAT/VRLA-WTR...
(Valve Regulated Lead Acid /
Wide Temperature Range)

- Longer buffer times at extreme temperatures
- Pure lead AGM technology (Absorbent Glass Mat)



UPS-BAT/VRLA...
(Valve Regulated Lead Acid)

- Longer buffer times
- Lead AGM technology (Absorbent Glass Mat)

Uninterruptible power supplies

QUINT DC UPS with IQ Technology – for industrial networks

The first intelligent UPS with integrated Ethernet interface for integration into established industrial networks. The UPS modules for 24 V DC with output currents ranging from 5 to 40 A allow you to create a custom solution combining a power supply,

UPS module, and energy storage system. With IQ Technology and a powerful battery charger, the battery management system (BMS) ensures superior system availability.

i Web code: #1992



EtherNet/IP





EtherCAT


USB




Your advantages

- ✓ Evaluation of the state of health (SOH) and state of charge (SOC), thanks to the intelligent battery management system (BMS)
- ✓ Automatic recognition of the battery capacities and technologies (VRLA, WTR, LiFePO4)
- ✓ Monitoring of output current and voltage, as well as manual connection and disconnection of the system
- ✓ SFB Technology selectively trips standard miniature circuit breakers; loads connected in parallel continue working

QUINT DC UPS*		IQ Technology ^{IQ} Designed by PHOENIX CONTACT		
				
W x H x D in mm	35 x 130 x 125	35 x 130 x 125	40 x 130 x 125	47 x 130 x 125
	24 V / 5 A / PN	24 V / 10 A / PN	24 V / 20 A / PN	24 V / 40 A / PN
Type PROFINET	QUINT4-UPS/24DC/24DC/5/ PN	QUINT4-UPS/24DC/24DC/10/ PN	QUINT4-UPS/24DC/24DC/20/ PN	QUINT4-UPS/24DC/24DC/40/ PN
Order No.	2906993	2907068	2907073	2907079
	24 V / 5 A / EIP	24 V / 10 A / EIP	24 V / 20 A / EIP	24 V / 40 A / EIP
Type EtherNet/IP™	QUINT4-UPS/24DC/24DC/5/ EIP	QUINT4-UPS/24DC/24DC/10/ EIP	QUINT4-UPS/24DC/24DC/20/ EIP	QUINT4-UPS/24DC/24DC/40/ EIP
Order No.	2906994	2907069	2907074	2907080
	24 V / 5 A / EC	24 V / 10 A / EC	24 V / 20 A / EC	24 V / 40 A / EC
Type EtherCAT®	QUINT4-UPS/24DC/24DC/5/EC	QUINT4-UPS/24DC/24DC/10/ EC	QUINT4-UPS/24DC/24DC/20/ EC	QUINT4-UPS/24DC/24DC/40/ EC
Order No.	2906996	2907070	2907076	2907081
	24 V / 5 A / USB	24 V / 10 A / USB	24 V / 20 A / USB	24 V / 40 A / USB
Type USB	QUINT4-UPS/24DC/24DC/5/ USB	QUINT4-UPS/24DC/24DC/10/ USB	QUINT4-UPS/24DC/24DC/20/ USB	QUINT4-UPS/24DC/24DC/40/ USB
Order No.	2906991	2907067	2907072	2907078
	24 V / 5 A	24 V / 10 A	24 V / 20 A	24 V / 40 A
Type without interface	QUINT4-UPS/24DC/24DC/5	QUINT4-UPS/24DC/24DC/10	QUINT4-UPS/24DC/24DC/20	QUINT4-UPS/24DC/24DC/40
Order No.	2906990	2907066	2907071	2907077

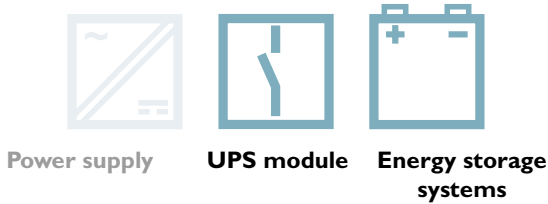
QUINT CHARGER Additional charger for increasing the charging current	
	
W x H x D in mm	60 x 130 x 126
	24 V / 10 A New
Type	QUINT4-CHARGER/1AC/24DC/10
Order No.	2907990

QUINT DC UPS* with dual output		IQ Technology ^{IQ} Designed by PHOENIX CONTACT	
			
W x H x D in mm	35 x 130 x 125		
	12 V / 5 A	12 V / 5 A; 24 V / 10 A	
Type	QUINT-UPS/24DC/12DC/5/24DC/10		
Order No.		2320461	

* These devices support SFB Technology.

Selection guide for QUINT DC UPS and energy storage system

Select the appropriate combination of QUINT DC UPS and energy storage system here.



	UPS-BAT/LI-ION		UPS-BAT/VRLA-WTR	
W x H x D in mm	135 x 202 x 110	264 x 224 x 197	172 x 177 x 178	358 x 174 x 169
	120 Wh	924 Wh	13 Ah	26 Ah
Type	UPS-BAT/LI-ION/24DC/120WH	UPS-BAT/LI-ION/24DC/924WH	UPS-BAT/VRLA-WTR/24DC/13AH	UPS-BAT/VRLA-WTR/24DC/26AH
Order No.	2320351	2908232	2320416	2320429

Buffer times for your QUINT DC UPS with the following energy storage systems: LI-ION, and VRLA-WTR

Select your energy storage system for 24 V DC applications here. Example: 20 A is to be buffered for 6 minutes.

→ → QUINT4-UPS/24DC/24DC/20A and UPS-BAT/LI-ION/24DC/120WH

Load current	Buffer time																								
	Seconds					Minutes					Hours														
	10	15	30	1	2	3	5	6	7	8	9	10	20	30	40	45	50	1	2	3	5	8	10	15	20
1 A																									
2 A																								1+1	1+1
3 A																							1+1	1+1	
5 A																							1+1	1+1	
7 A																							1+1	1+1	
10 A																							1+1	1+1	
15 A																							1+1	1+1	
20 A																							1+1	1+1	
25 A																							1+1	1+1	
30 A																							1+1	1+1	
35 A																							1+1	1+1	1+1
40 A																							1+1	1+1	1+1

1+1: Two energy storage systems of the same capacity are required in this case. The data is based on an ambient temperature of +20°C.

	QUINT DC UPS				IQ Technology ^{IQ} Designed by PHOENIX CONTACT	... with dual output
W x H x D in mm	35 x 130 x 125	35 x 130 x 125	40 x 130 x 125	47 x 130 x 125	35 x 130 x 125	
	24 V/5 A	24 V/10 A	24 V/20 A	24 V/40 A	12 V/5 A; 24 V/10 A	
Type	QUINT4-UPS 24DC/24DC/5...	QUINT4-UPS 24DC/24DC/10...	QUINT4-UPS 24DC/24DC/20...	QUINT4-UPS 24DC/24DC/40...	QUINT-UPS 24DC/12DC/5/24DC/10	
Recommended energy storage system UPS-BAT/...	LI-ION VRLA-WTR VRLA/1.3 ... 12 AH (max. 40 AH)	LI-ION VRLA-WTR VRLA/1.3 ... 38 AH (max. 80 AH)	LI-ION VRLA-WTR VRLA/3.4 ... 38 AH (max. 100 AH)	LI-ION 924WH VRLA-WTR VRLA/7.2 ... 38 AH (max. 100 AH)	LI-ION VRLA/1.3 ... 38 AH (max. 60 AH)	

These devices support SFB Technology.

	UPS-BAT/VRLA					
W x H x D in mm	54 x 157 x 113	85 x 191 x 110	135 x 202 x 110	202 x 202 x 110	152 x 167 x 181	330 x 221 x 197
	1.3 Ah	3.4 Ah	7.2 Ah	12 Ah	20 Ah New	38 Ah
Type	UPS-BAT/VRLA/ 24DC/1.3AH	UPS-BAT/VRLA/ 24DC/3.4AH	UPS-BAT/VRLA/ 24DC/7.2AH	UPS-BAT/VRLA/ 24DC/12AH	UPS-BAT/VRLA/ 24DC/20AH	UPS-BAT/VRLA/ 24DC/38AH
Order No.	2320296	2320306	2320319	2320322	1109004	2320335

Buffer times for your QUINT DC UPS with VRLA energy storage systems

Select your energy storage system for 24 V DC applications here. Example: 7 A is to be buffered for one hour.

→ ■
→ QUINT4-UPS/24DC/24DC/10A and
UPS-BAT/VRLA/24DC/12AH

Load current	Buffer time																					
	Minutes										Hours											
	1	2	3	5	6	7	8	9	10	20	30	40	45	50	1	2	3	5	8	10	15	20
1 A	Green	Green	Green	Green	Green	Green	Green	Green	Green	Green	Green	Green	Green	Green	Green	Green	Green	Green	Green	Green	Green	Green
2 A	Green	Green	Green	Green	Green	Green	Green	Green	Green	Green	Green	Green	Green	Green	Green	Green	Green	Green	Green	Green	Green	Green
3 A	Green	Green	Green	Green	Green	Green	Green	Green	Green	Green	Green	Green	Green	Green	Green	Green	Green	Green	Green	Green	Green	Green
5 A	Green	Green	Green	Green	Green	Green	Green	Green	Green	Green	Green	Green	Green	Green	Green	Green	Green	Green	Green	Green	Green	Green
7 A	Green	Green	Green	Green	Green	Green	Green	Green	Green	Green	Green	Green	Green	Green	Green	Green	Green	Green	Green	Green	Green	Green
10 A	Green	Green	Green	Green	Green	Green	Green	Green	Green	Green	Green	Green	Green	Green	Green	Green	Green	Green	Green	Green	Green	Green
15 A	Green	Green	Green	Green	Green	Green	Green	Green	Green	Green	Green	Green	Green	Green	Green	Green	Green	Green	Green	Green	Green	Green
20 A	Green	Green	Green	Green	Green	Green	Green	Green	Green	Green	Green	Green	Green	Green	Green	Green	Green	Green	Green	Green	Green	Green
25 A	Green	Green	Green	Green	Green	Green	Green	Green	Green	Green	Green	Green	Green	Green	Green	Green	Green	Green	Green	Green	Green	Green
30 A	Green	Green	Green	Green	Green	Green	Green	Green	Green	Green	Green	Green	Green	Green	Green	Green	Green	Green	Green	Green	Green	Green
35 A	Green	Green	Green	Green	Green	Green	Green	Green	Green	Green	Green	Green	Green	Green	Green	Green	Green	Green	Green	Green	Green	Green
40 A	Green	Green	Green	Green	Green	Green	Green	Green	Green	Green	Green	Green	Green	Green	Green	Green	Green	Green	Green	Green	Green	Green

1+1: Two energy storage systems of the same capacity are required in this case. The data is based on an ambient temperature of +20°C.

Selection guide for QUINT AC-UPS/500VA and energy storage system






Select the appropriate combination of QUINT AC-UPS/500VA and energy storage system here.



Power supply

UPS module

Energy storage systems

	UPS-BAT/LI-ION		UPS-BAT/VRLA-WTR	
				
W x H x D in mm	135 x 202 x 110	264 x 224 x 197	172 x 177 x 178	358 x 174 x 169
	120 Wh	924 Wh	13 Ah	26 Ah
Type	UPS-BAT/LI-ION/24DC/120WH	UPS-BAT/LI-ION/24DC/924WH	UPS-BAT/VRLA-WTR/24DC/13AH	UPS-BAT/VRLA-WTR/24DC/26AH
Order No.	2320351	2908232	2320416	2320429

Buffer times for your QUINT AC-UPS/500VA with the following energy storage systems: LI-ION, and VRLA-WTR

Select your energy storage system for your QUINT AC-UPS/500VA (120 / 230 V application).




Example: 125 W is to be buffered for one hour.




→ QUINT4-UPS/1AC/1AC/500VA/USB and UPS-BAT/VRLA-WTR/24DC/26AH







Power	Buffer time																								
	Seconds						Minutes						Hours												
	0.2	0.4	2	8	15	20	40	1	2	3	5	10	20	30	40	45	50	1	2	3	5	8	10	15	20
15 W																									
35 W																									
55 W																									
90 W																									
125 W																									
180 W																									
275 W																									
400 W																									

1+1: Two energy storage systems of the same capacity are required in this case. The data is based on an ambient temperature of +20°C.

QUINT AC UPS 1~		IQ Technology  Designed by PHOENIX CONTACT	
			
W x H x D in mm	180 x 130 x 125		
	400 W/500 VA	New	
Type	QUINT4-UPS/1AC/1AC/500VA/USB		
Order No.	1067327		
Recommended energy storage system 1 x UPS-BAT/...	LI-ION VRLA-WTR VRLA/3.4 ... 38 AH		

Accessories

USB data cable
MINI-SCREW-USB-DATACABLE
2908217
For communication between the UPS module and the UPS-CONF, length 3 m




 Web code: #1988

UPS-BAT/VRLA						
						
W x H x D in mm	85 x 191 x 110	135 x 202 x 110	202 x 202 x 110	152 x 167 x 181	330 x 221 x 197	
	3.4 Ah	7.2 Ah	12 Ah	20 Ah	38 Ah	New
Type	UPS-BAT/VRLA/ 24DC/3.4AH	UPS-BAT/VRLA/ 24DC/7.2AH	UPS-BAT/VRLA/ 24DC/12AH	UPS-BAT/VRLA/ 24DC/20AH	UPS-BAT/VRLA/ 24DC/38AH	
Order No.	2320306	2320319	2320322	1109004	2320335	

Buffer times for QUINT AC-UPS/500VA with VRLA energy storage systems

Select your energy storage system for your QUINT AC-UPS/500VA (120 / 230 V application).

Example: 125 W is to be buffered for one hour.

   QUINT4-UPS/1AC/1AC/500VA/USB and UPS-BAT/VRLA/24DC/20AH

Power	Buffer time																	
	Minutes										Hours							
	1	2	3	5	10	20	30	40	45	50	1	2	3	5	8	10	15	20
15 W																		
35 W																		
55 W																		
90 W																		
125 W																		
180 W																		
275 W																		
400 W																		

1+1: Two energy storage systems of the same capacity are required in this case. The data is based on an ambient temperature of +20°C.

Selection guide for QUINT AC-UPS/1kVA and energy storage system

Select the appropriate combination of QUINT AC-UPS/1kVA and energy storage system here.








Power supply



UPS module



Energy storage systems

	UPS-BAT/LI-ION		UPS-BAT/VRLA-WTR	
				
W x H x D in mm	135 x 202 x 110	264 x 224 x 197	172 x 177 x 178	358 x 174 x 169
Type	120 Wh UPS-BAT/LI-ION/ 24DC/120WH	924 Wh UPS-BAT/LI-ION/24DC/924WH	13 Ah UPS-BAT/VRLA-WTR/ 24DC/13AH	26 Ah UPS-BAT/VRLA-WTR/ 24DC/26AH
Order No.	2320351	2908232	2320416	2320429

Buffer times for your QUINT AC-UPS/1kVA with the following energy storage systems: LI-ION, and VRLA-WTR



Select your energy storage system for your QUINT AC-UPS/1kVA (120 / 230 V application).
Example: 400 W is to be buffered for three hours.




→ QUINT4-UPS/1AC/1AC/1KVA and 2 x UPS-BAT/LI-ION/24DC/924WH







Power	Buffer time																			
	Minutes										Hours									
	2	3	4	5	8	10	15	20	25	30	40	50	1	1.5	2	3	4	6	9	10
100 W	1+1	1+1	1+1	1+1	1+1	1+1	1+1	1+1	1+1	1+1	1+1	1+1	1+1	1+1	1+1	1+1	1+1	1+1	1+1	1+1
200 W	1+1	1+1	1+1	1+1	1+1	1+1	1+1	1+1	1+1	1+1	1+1	1+1	1+1	1+1	1+1	1+1	1+1	1+1	1+1	1+1
300 W	1+1	1+1	1+1	1+1	1+1	1+1	1+1	1+1	1+1	1+1	1+1	1+1	1+1	1+1	1+1	1+1	1+1	1+1	1+1	1+1
400 W	1+1	1+1	1+1	1+1	1+1	1+1	1+1	1+1	1+1	1+1	1+1	1+1	1+1	1+1	1+1	1+1	1+1	1+1	1+1	1+1
500 W	1+1	1+1	1+1	1+1	1+1	1+1	1+1	1+1	1+1	1+1	1+1	1+1	1+1	1+1	1+1	1+1	1+1	1+1	1+1	1+1
600 W	1+1	1+1	1+1	1+1	1+1	1+1	1+1	1+1	1+1	1+1	1+1	1+1	1+1	1+1	1+1	1+1	1+1	1+1	1+1	1+1
700 W	1+1	1+1	1+1	1+1	1+1	1+1	1+1	1+1	1+1	1+1	1+1	1+1	1+1	1+1	1+1	1+1	1+1	1+1	1+1	1+1
800 W	1+1	1+1	1+1	1+1	1+1	1+1	1+1	1+1	1+1	1+1	1+1	1+1	1+1	1+1	1+1	1+1	1+1	1+1	1+1	1+1
900 W	1+1	1+1	1+1	1+1	1+1	1+1	1+1	1+1	1+1	1+1	1+1	1+1	1+1	1+1	1+1	1+1	1+1	1+1	1+1	1+1

1+1: For the QUINT AC-UPS/1kVA, two energy storage systems of the same capacity are always required. The data is based on an ambient temperature of +20°C.

QUINT AC UPS 1~ IQ Technology [®] Designed by PHOENIX CONTACT	
	
W x H x D in mm	290 x 130 x 125
900 W / 1 kVA	
Type	QUINT4-UPS/1AC/1AC/1KVA
Order No.	2320283
Recommended energy storage system 2 x UPS-BAT/...	LI-ION VRLA-WTR VRLA/3.4 ... 38 AH

Accessories

USB data cable
MINI-SCREW-USB-DATACABLE
2908217
For communication between the UPS module and the UPS-CONF, length 3 m

i Web code: #1988

UPS-BAT/VRLA					
					
W x H x D in mm	85 x 191 x 110	135 x 202 x 110	202 x 202 x 110	152 x 167 x 181	330 x 221 x 197
	3.4 Ah	7.2 Ah	12 Ah	20 Ah New	38 Ah
Type	UPS-BAT/VRLA/ 24DC/3.4AH	UPS-BAT/VRLA/ 24DC/7.2AH	UPS-BAT/VRLA/ 24DC/12AH	UPS-BAT/VRLA/ 24DC/20AH	UPS-BAT/VRLA/ 24DC/38AH
Order No.	2320306	2320319	2320322	1109004	2320335

Buffer times for your QUINT AC-UPS/1kVA with VRLA energy storage systems:

Select your energy storage system for your QUINT AC-UPS/1kVA (120 /230 V application).

Example: 400 W is to be buffered for 50 minutes.

 
 QUINT4-UPS/1AC/1AC/1KVA and
 2 x UPS-BAT/VRLA/24DC/12AH

Power	Buffer time																			
	Minutes												Hours							
	2	3	4	5	8	10	15	20	25	30	40	50	1	1.5	2	3	4	6	9	10
100 W	1+1	1+1	1+1	1+1	1+1	1+1	1+1	1+1	1+1	1+1	1+1	1+1	1+1	1+1	1+1	1+1	1+1	1+1	1+1	1+1
200 W	1+1	1+1	1+1	1+1	1+1	1+1	1+1	1+1	1+1	1+1	1+1	1+1	1+1	1+1	1+1	1+1	1+1	1+1	1+1	1+1
300 W	1+1	1+1	1+1	1+1	1+1	1+1	1+1	1+1	1+1	1+1	1+1	1+1	1+1	1+1	1+1	1+1	1+1	1+1	1+1	1+1
400 W	1+1	1+1	1+1	1+1	1+1	1+1	1+1	1+1	1+1	1+1	1+1	1+1	1+1	1+1	1+1	1+1	1+1	1+1	1+1	1+1
500 W	1+1	1+1	1+1	1+1	1+1	1+1	1+1	1+1	1+1	1+1	1+1	1+1	1+1	1+1	1+1	1+1	1+1	1+1	1+1	1+1
600 W	1+1	1+1	1+1	1+1	1+1	1+1	1+1	1+1	1+1	1+1	1+1	1+1	1+1	1+1	1+1	1+1	1+1	1+1	1+1	1+1
700 W	1+1	1+1	1+1	1+1	1+1	1+1	1+1	1+1	1+1	1+1	1+1	1+1	1+1	1+1	1+1	1+1	1+1	1+1	1+1	1+1
800 W	1+1	1+1	1+1	1+1	1+1	1+1	1+1	1+1	1+1	1+1	1+1	1+1	1+1	1+1	1+1	1+1	1+1	1+1	1+1	1+1
900 W	1+1	1+1	1+1	1+1	1+1	1+1	1+1	1+1	1+1	1+1	1+1	1+1	1+1	1+1	1+1	1+1	1+1	1+1	1+1	1+1

1+1: For the QUINT AC-UPS/1kVA, two energy storage systems of the same capacity are always required. The data is based on an ambient temperature of +20°C.

Selection guide for QUINT UPS modules with integrated energy storage system

Buffer modules

The QUINT CAP and QUINT BUFFER are both suitable for the DIN rail and combine an electronic switch-over unit and maintenance-free, capacitor-based energy storage system in the same housing.

QUINT CAP

QUINT CAP for cyclic failures lasting up to several minutes. Your PC can be shut down conveniently thanks to the USB interface.

QUINT BUFFER

The compact buffer module for bridging failures within seconds.

QUINT UPS

Space saving and easy to install in existing systems. Simply connect a 24 V DC power supply unit upstream, and the UPS solution is complete. Utilize the benefits of IQ Technology and the minimum wiring outlay. The maintenance-free energy storage device is integrated.

i Web code: #1989



Power supply UPS module Energy storage systems

	QUINT CAP	QUINT CAP		Accessories
Input	22.5 V DC ... 30 V DC	22.5 V DC ... 30 V DC	22.5 V DC ... 30 V DC	Length: 3 m
W x H x D in mm	85 x 102.5 x 90	94 x 130 x 125	118 x 130 x 125	
	24 DC/3,8 A New	24 DC/5 A	24 DC/10 A	USB data cable
Type	QUINT4-CAP/ 24DC/3.8/1KJ/PT	QUINT4-CAP/ 24DC/5/4KJ	QUINT4-CAP/ 24DC/10/8KJ	MINI-SCREW-USB- DATACABLE
Order No.	2320526	2320539	2320571	2908217
Information	Energy storage system based on maintenance-free double-layer capacitors	Energy storage system based on maintenance-free double-layer capacitors		For communication between the UPS module and the industrial PC

These devices support SFB Technology.




Buffer times for QUINT CAP

Example: 5 A is to be buffered for 40 seconds.




→
 → QUINT4-CAP/24DC/10/8KJ

Load current	Buffer time													
	Seconds							Minutes						
	9	10	15	20	30	40	50	1	2	3	5	10	30	40
0.05 A														
0.50 A														
1.00 A														
2.00 A														
2.50 A														
3.80 A														
5.00 A														
6.25 A														
7.50 A														
10.00 A														
12.50 A														

The data is based on an ambient temperature of +25°C.

QUINT UPS		IQ Technology [®] Designed by PHOENIX CONTACT
		
	Input	18 V DC ... 30 V DC
W x H x D in mm	88 x 138 x 125	120 x 169 x 125
	24 DC / 5 A / 1.3 Ah	24 DC / 10 A / 3.4 Ah
Type	QUINT-UPS/ 24DC/24DC/5/1.3AH	QUINT-UPS/ 24DC/24DC/10/3.4AH
Order No.	2320254	2320267
Energy storage systems	Lead AGM technology	Lead AGM technology
Information	Integrated temperature sensor optimizes charging currents, thereby increasing the service life	

These devices support SFB Technology.

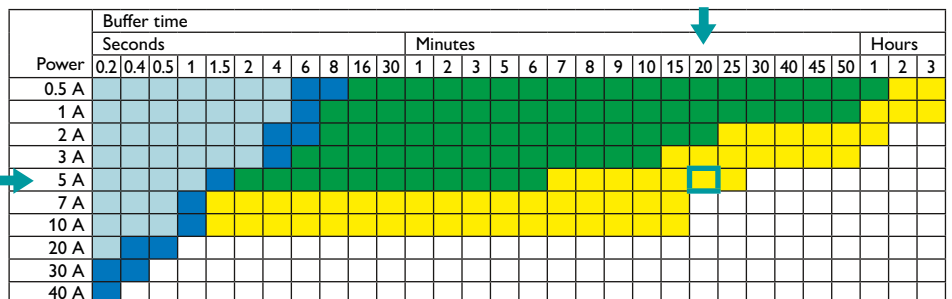
QUINT BUFFER		
		
	Input	22.5 V DC ... 30 V DC
W x H x D in mm	57 x 130 x 125	73 x 130 x 125
	24 V / 20 A	24 V / 40 A
Type	QUINT4-BUFFER/ 24DC/20	QUINT4-BUFFER/ 24DC/40
Order No.	2907913	2908283
Information	Energy storage system based on maintenance-free electrolytic capacitors	

These devices support SFB Technology.

Buffer times for QUINT UPS and QUINT BUFFER

Example: 5 A is to be buffered for 20 minutes.

→  → QUINT4-UPS/24DC/24DC/10/3.4AH



The data is based on an ambient temperature of +20°C.

Selection guide for UPS modules with integrated energy storage system

Particularly space-saving

UPS module and energy storage system combined in one housing. Just one power supply needs to be connected upstream.

The energy storage systems can be replaced quickly and easily when they reach the end of their service life.

TRIO AC UPS

The TRIO AC UPS with Push-in Technology for the DIN rail saves space and reliably supplies your AC loads. It delivers a pure sine curve at the output. The sine wave generated during battery operation is synchronized to the grid previously used for supply. Connected industrial PCs can be shut down via the integrated USB interface.

 Web code: #1987





UNO UPS

The compact and narrow UNO UPS with integrated lead AGM energy storage system ensures long buffer times.

STEP UPS

The STEP DC UPS has been designed specifically for use in distribution boards. It requires a space of just 108 mm on the DIN rail.

 Web code: #1990

	TRIO AC UPS 1~		Accessories
			
Input	184 V AC ... 264 V AC	96 V AC ... 138 V AC	
W x H x D in mm	210 x 169 x 139	210 x 169 x 139	Length: 3 m
	230 V / 750 VA	120 V / 750 VA	USB data cable
Type	TRIO-UPS-2G/ 1AC/1AC/230V/750VA	TRIO-UPS-2G/ 1AC/1AC/120V/750VA	MINI-SCREW- USB-DATACABLE
Order No.	2905909	2905908	2908217
Information	Energy storage system with lead AGM technology	Energy storage system with lead AGM technology	For communication between UPS module and UPS-CONF

Buffer times for TRIO AC UPS

1+1: An additional energy storage system of the same capacity (3.4 Ah) of type UPS-BAT/VRLA/24DC/3.4AH (2320306) or QUINT-BAT/24DC/3.4AH (2866349) is required in this case.

Power	Buffer time												Hours		
	Minutes												1	1.5	
	1	1.5	2	4	6	8	10	15	20	30	40	50			
50 W													1+1	1+1	1+1
100 W													1+1	1+1	1+1
150 W									1+1	1+1	1+1				
200 W							1+1	1+1	1+1						
250 W						1+1	1+1	1+1							
300 W					1+1	1+1	1+1								
400 W				1+1	1+1	1+1									
500 W			1+1	1+1	1+1										
600 W		1+1	1+1	1+1											

1+1: For the TRIO AC-UPS, two energy storage systems of the same capacity are always required. The data is based on an ambient temperature of +20°C.



Power supply



UPS module



Energy storage systems

	UNO UPS	STEP UPS	
Input	23 V DC ... 30 V DC	22.5 V DC ... 29.5 V DC	10 V DC ... 16.5 V DC
W x H x D in mm	110 x 90 x 90	108 x 90 x 61	108 x 90 x 61
	24 V/60 W	24 DC/24 DC/3 A	12 DC/12 DC/4 A
Type	UNO-UPS/24DC/24DC/60W	STEP-UPS/24DC/24DC/3/46WH	STEP-UPS/12C/12DC/4/46WH
Order No.	2905907	1081430	1082548
Energy storage systems	Lead AGM technology	Lithium-ion technology	Lithium-ion technology

Buffer times for UNO UPS and STEP UPS

Example: 2.5 A is to be buffered for 10 minutes.

STEP-UPS/24DC/24DC/3A

Load current	Buffer time																										
	Seconds						Minutes						Hours														
	0.2	0.4	1	2	8	16	30	1	2	3	5	6	7	8	9	10	15	20	25	30	40	45	50	1	1.5	2	3
0.5 A	[Orange]																										
1 A	[Orange]																										
1.5 A	[Orange]																										
2 A	[Orange]																										
2.5 A	[Orange]																										
3 A	[Blue]																										
4 A	[Green]																										

The data is based on an ambient temperature of +20°C.

Selection guide for UPS modules with integrated power supply

Small and flexible

The MINI UPS and TRIO UPS combine a power supply and electronic switch-over unit in the same housing. They ensure the operation of DC loads in the event of mains faults.

Just one energy storage system is required to complete the UPS system.

i Web code: #1991

MINI UPS

The MINI UPS, with its comprehensive signaling functions, is always used in applications where space-saving solutions are needed. The energy storage system with lead AGM technology enables buffer times at nominal load of up to 40 minutes at output voltages of 24 V DC or 12 V DC.

TRIO UPS

Supply DC loads reliably and save space with the new uninterruptible TRIO power supplies. An input grid is no longer necessary for startup. Connected industrial PCs can be shut down easily via the integrated USB interface.



Power supply **UPS module** **Energy storage systems**

MINI UPS 1~		
Input	85 V AC ... 264 V AC, 100 V DC ... 350 V DC	85 V AC ... 264 V AC, 100 V DC ... 350 V DC
W x H x D in mm	67.5 x 99 x 107	67.5 x 99 x 107
	24 DC / 2 A	12 DC / 4 A
Type	MINI-DC-UPS/24DC/2	MINI-DC-UPS/12DC/4
Order No.	2866640	2866598

Energy storage systems for MINI UPS		
Energy storage systems	Lead AGM technology	Lead AGM technology
W x H x D in mm	67.5 x 99 x 107	52 x 130 x 110
	24 DC / 0.8 Ah	24 DC / 1.3 Ah
Type	MINI-BAT/24DC/0.8AH	MINI-BAT/24DC/1.3AH
Order No.	2866666	2866417
	12 DC / 1.6 Ah	12 DC / 2.6 Ah
Type	MINI-BAT/12DC/1.6AH	MINI-BAT/12DC/2.6AH
Order No.	2866572 2x	2866569 2x

Buffer times for MINI DC UPS

Select your MINI BAT for your MINI UPS here.

Example: 1 A is to be buffered for 20 minutes.

➔ MINI-DC-UPS/24DC/2 and MINI-BAT/24DC/0.8AH

Load current	Minutes															Hours	
	2	3	5	6	7	8	9	10	20	30	40	45	50	1	2		
0.5 A																	
1 A																	
1.5 A																	
2 A																	

The data is based on an ambient temperature of +20°C.

	TRIO DC UPS 1~		TRIO DC UPS 3~	Accessories
Input	100 V AC ... 240 V AC, 110 V DC ... 250 V DC	100 V AC ... 240 V AC, 110 V DC ... 250 V DC	3 x 400 V AC ... 500 V AC 2 x 400 V AC ... 500 V AC	For communication between the UPS module and the UPS-CONF, length 3 m
W x H x D in mm	60 x 130 x 115	68 x 130 x 160	88 x 130 x 160	
	24 DC / 5 A	24 DC / 10 A	24 DC / 20 A	USB data cable
Type	TRIO-UPS-2G/1AC/24DC/5	TRIO-UPS-2G/1AC/24DC/10	TRIO-UPS-2G/3AC/24DC/20	MINI-SCREW- USB-DATACABLE
Order No.	2907160	2907161	2906367	2908217

UPS-BAT/VRLA					
W x H x D in mm	85 x 191 x 110	135 x 202 x 110	202 x 202 x 110	152 x 167 x 181	330 x 221 x 197
	3.4 Ah	7.2 Ah	12 Ah	20 Ah New	38 Ah
Type	UPS-BAT/VRLA/ 24DC/3.4AH	UPS-BAT/VRLA/ 24DC/7.2AH	UPS-BAT/VRLA/ 24DC/12AH	UPS-BAT/VRLA/ 24DC/20AH	UPS-BAT/VRLA/ 24DC/38AH
Order No.	2320306	2320319	2320322	1109004	2320335

Buffer times for TRIO DC UPS with VRLA energy storage system

Select your energy storage system for your TRIO DC UPS here.

Example: 10 A is to be buffered for 10 minutes.

-
- TRIO-UPS-2G/1AC/24DC/10 and UPS-BAT/VRLA/24DC/3.4AH





Load current	Seconds			Minutes										Hours													
	10	15	30	1	2	3	5	6	7	8	9	10	20	30	40	45	50	1	2	3	5	8	10	15	20		
1 A																											
2 A																											
3 A																											
5 A																											
7 A																											
10 A																											
15 A																											
20 A																											






The data is based on an ambient temperature of +20°C.

Product overview Accessories

Mounting on level surfaces		
		
	Adapter UWA 182/52	Adapter UWA 130
Order No.	2938235	2901664
Information	<p>For:</p> <ul style="list-style-type: none"> QUINT-PS QUINT4-PS QUINT-UPS QUINT4-UPS/24DC/24DC/... QUINT4-UPS/1AC/1AC/500VA/USB QUINT4-CHARGER QUINT4-CAP QUINT4-BUFFER QUINT4-INV TRIO-PS from 10 A TRIO-UPS-2G/1AC/24DC/... 	<p>For:</p> <ul style="list-style-type: none"> QUINT-PS QUINT4-PS QUINT4-UPS QUINT4-CHARGER QUINT4-CAP QUINT4-BUFFER QUINT4-INV TRIO-UPS-2G
Programming adapters		Cooling fans
		
	TWN4 MIFARE NFC USB ADAPTER	Fan for QUINT, QUINT-PS/FAN/4
Order No.	2909681	2320076
Description	<ul style="list-style-type: none"> • Programming adapter for near field communication (NFC) • With USB interface • For configuring NFC-capable QUINT POWER power supplies wirelessly 	<ul style="list-style-type: none"> • In the standard power supply mounting position, the temperature range increases by 10 K (max. ambient temperature of +70°C) • When the mounting position is rotated, position-dependent derating no longer applies • Tool-free mounting

Product overview Accessories for uninterruptible power supplies





Accessories for QUINT UPS				
				
	Programming adapters	RS-232 data cable	Open End data cable	MINI DIN data cable
Type	IFS-BT-PROG-ADAPTER	IFS-RS232-DATACABLE	IFS-OPEN-END-DATACABLE	IFS-MINI-DIN-DATACABLE
Order No.	2905872	2320490	2320450	2320487
Description	<ul style="list-style-type: none"> • Bluetooth programming adapter for wireless communication between the UPS module and the UPS-CONF 	<ul style="list-style-type: none"> • Modbus communication with RS-232 interface • COM server from Phoenix Contact for Ethernet communication • Address higher-level controllers such as Inline controllers (ILCs) or Remote Field Controllers (RFCs) directly • Use the Phoenix Contact Inline controller as a gateway and access other communication protocols • Length: 2 m 	<ul style="list-style-type: none"> • Open cable for flexible communication • Length: 2 m 	<ul style="list-style-type: none"> • Direct communication with the Inline controller (ILC) from the Phoenix Contact Inline system (100 series) • Length: 2 m




Accessories for QUINT UPS					
					
	Software	USB data cable	Memory block	Memory block	FL COMSERVER UNI 232/422/485
Type	UPS-CONF	IFS-USB-DATACABLE	IFS-CONFSTICK	IFS-CONFSTICK-L	
Order No.	2320403	2320500	2986122	2901103	2313452
Description	<ul style="list-style-type: none"> • Available free-of-charge on the Phoenix Contact website under "Downloads" on the QUINT-UPS/... product pages 	<ul style="list-style-type: none"> • For communication between the UPS module and the UPS-CONF • Length: 3 m 	<ul style="list-style-type: none"> • For saving and transferring configured values to other QUINT UPS modules or for use as a service stick • With lock • Can remain in the UPS 	<ul style="list-style-type: none"> • For saving and transferring configured values to other QUINT UPS modules or for use as a service stick • Without lock 	<ul style="list-style-type: none"> • Integration of serial RS-232, RS-422, and RS-485 interfaces • For machine and system access via Ethernet network

Accessories for uninterruptible power supplies

Energy storage system mounting			
			
	BATTERY MOUNTING KIT	BATTERY MOUNTING CASE	BATTERY MOUNTING CASE
Order No.	2320788	1134645	2320458
Information	For: UPS-BAT/VRLA/24DC/20AH UPS-BAT/VRLA/24DC/38AH UPS-BAT/VRLA-WTR/24DC/13AH UPS-BAT/VRLA-WTR/24DC/26AH UPS-BAT/LI-ION/24DC/924WH	For: UPS-BAT/VRLA/24DC/20AH UPS-BAT/VRLA-WTR/24DC/13AH	For: UPS-BAT/LI-ION/24DC/924WH UPS-BAT/VRLA-WTR/24DC/26AH UPS-BAT/VRLA/24DC/38AH
Fuses for AC UPS			
			
	FUSE 40 A/32 V ATOF	FUSE 10 A/400 V GRL	
Order No.	2908357	2908358	
Information	For: TRIO-UPS-2G/1AC/1AC/230V/750VA TRIO-UPS-2G/1AC/1AC/120V/750VA	For: TRIO-UPS-2G/1AC/1AC/230V/750VA TRIO-UPS-2G/1AC/1AC/120V/750VA QUINT4-UPS/1AC/1AC/500VA/USB	
Fuses for UPS-BAT energy storage system			
			
	FUSE 15 A/32 V FK1	FUSE 25 A/32 V ATOF	FUSE 30 A/32 V ATOF
Order No.	2908360	2908366	2908365
Information	For: UPS-BAT/VRLA/24DC/1.3AH	For: UPS-BAT/VRLA/24DC/3.4AH UPS-BAT/VRLA/24DC/7.2AH UPS-BAT/VRLA/24DC/12AH UPS-BAT/VRLA/24DC/38AH UPS-BAT/VRLA-WTR/24DC/13AH UPS-BAT/VRLA-WTR/24DC/26AH UPS-BAT/LI-ION/24DC/924WH	For: UPS-BAT/LI-ION/24DC/120WH

Accessories for uninterruptible power supplies

MINI-BAT and UNO-UPS fuses for energy storage systems				
				
	FUSE 5 A/32 V FK1	FUSE 15 A/32 V FKS	FUSE 10 A/32 V FK1	FUSE 25 A/32 V FKS
Order No.	1104162	2908361	2908364	2908363
Information	For: UNO-UPS/24DC/24DC/60W	For: MINI-BAT/24DC/1.3AH	For: MINI-BAT/12DC/1.6AH	For: MINI-BAT/12DC/2.6AH

	Replacement batteries for UPS-BAT/VRLA	Replacement batteries for UPS-BAT/VRLA/WTR	Replacement battery for UPS-BAT/LI-ION
			
	BAT-KIT 2X12V/1.3AH	BAT-KIT 2X12V/38AH	BAT-KIT 2V/120AH
Order No.	2908665	2908237	2908370
	BAT-KIT 2X12V/3.4AH		BAT-KIT-WTR 2X12V/26AH
Order No.	2908233		2908369
	BAT-KIT 2X12V/7.2AH		
Order No.	2908234		
	BAT-KIT 2X12V/12AH		
Order No.	2908235		

Approvals for QUINT POWER

CE	UL				CSA	Ship				EX														
	UL/C-UL listed 61010	UL Listed UL 508	UL/C-UL Listed UL 508	UL/C-UL Recognized UL 60950	UL Listed ANSI/ISA-12.12.01 Class I, Division 2, Groups A, B, C, D	UL 1310 NEC Class 2	CSA 22.2 No 107.1-01	CSA 22.2 No 60950-1-07	DNV GL Group	ABS – American Bureau of Shipping	BV – Bureau Veritas	LR – Lloyd's Register	NK – Nippon Kaiji Kyokai	RINA	ATEX/IECEx	EAC-Ex	DeviceNet™	SEM1 F47-0706 Compliance	CB Scheme	Medical stand. IEC 60601, 2 x MOOP	EN 50121-4, -5, -3-2	EAC	Startup at -40°C	Installation altitude

QUINT POWER power supplies with SFB Technology

QUINT4-PS/1AC/24DC/5	2904600	•		•	•	•	•	•	•	•	•	•					•	•			•	•	•	•	c
QUINT4-PS/1AC/24DC/10	2904601	•		•	•	•	•	•	•	•	•	•					•	•			•	•	•	•	c
QUINT4-PS/1AC/24DC/20	2904602	•		•	•	•	•	•	•	•	•	•					•	•			•	•	•	•	c
QUINT4-PS/1AC/24DC/20/+	2904617	•		•	•	•	•	•	•	•	•	•			•	•	•	•			•	•	•	•	c
QUINT4-PS/1AC/24DC/40	2904603	•		•	•	•	•	•	•	*	•	•					•	•			•	•	•	•	c
QUINT-PS/1AC/24DC/3.5	2866747	•	•	•	•	•	•	•	•	•	•	•	•	•		•	•	•	•		•	•	•	•	c
QUINT4-PS/1AC/12DC/15	2904608	•		•	•	•	•	•	•	*	*	*					•	•			•	•	•	•	c
QUINT-PS/1AC/12DC/20	2866721	•	•	•	•	•	•	•	•								•	•			•	•	•	•	d
QUINT4-PS/1AC/48DC/5	2904610	•		•	•	•	•	•	•	*	*	*					•	•			•	•	•	•	c
QUINT4-PS/1AC/48DC/10	2904611	•		•	•	•	•	•	•	•	•	•					•	•			•	•	•	•	c
QUINT-PS/1AC/48DC/20	2866695	•	•	•	•	•	•	•	•	•	•	•					•	•			•	•	•	•	d
QUINT4-PS/3AC/24DC/5	2904620	•		•	•	•	•	•	•	•	•	•					•	•			•	•	•	•	c
QUINT4-PS/3AC/24DC/10	2904621	•		•	•	•	•	•	•	•	•	•					•	•			•	•	•	•	c
QUINT4-PS/3AC/24DC/20	2904622	•		•	•	•	•	•	•	•	•	•					•	•			•	•	•	•	c
QUINT4-PS/3AC/24DC/40	2904623	•		•	•	•	•	•	•	*	•	•					•	•			•	•	•	•	c
QUINT-PS/3AC/48DC/20	2320827	•	•	•	•	•	•	•	•								•	•			•	•	•	•	b
QUINT4-PS/1AC/24DC/10/CO	2904625	•		•	•	•	•	•	•	•	•	•					•	•			•	•	•	•	c
QUINT4-PS/1AC/48DC/10/CO	2904626	•		•	•	•	•	•	•	•	•	•					•	•			•	•	•	•	c
QUINT-PS/1AC/24DC/5/CO	2320908	•	•	•	•	•	•	•	•	•	•	•			•	•	•	•			•	•	•	•	d
QUINT-PS/1AC/24DC/10/CO	2320911	•	•	•	•	•	•	•	•	•	•	•	•	•	•	•	•	•			•	•	•	•	c
QUINT-PS/1AC/24DC/20/CO	2320898	•	•	•	•	•	•	•	•	•	•	•			•	•	•	•			•	•	•	•	d
QUINT-PS/3AC/24DC/20/CO	2320924	•	•	•	•	•	•	•	•	•	•	•					•	•			•	•	•	•	c

QUINT POWER power supplies <100 W

QUINT4-PS 1AC/24DC/1.3/PT	2909575	•	•			•	•			•							•	•			•	•	•	•	c
QUINT4-PS 1AC/24DC/1.3/SC	2904597	•	•			•	•			•							•	•			•	•	•	•	c
QUINT4-PS 1AC/24DC/2.5/PT	2909576	•	•			•	•			•							•	•			•	•	•	•	c
QUINT4-PS 1AC/24DC/2.5/SC	2904598	•	•			•	•			•							•	•			•	•	•	•	c
QUINT4-PS 1AC/24DC/3.8/PT	2909577	•	•			•	•			•							•	•			•	•	•	•	c
QUINT4-PS 1AC/24DC/3.8/SC	2904599	•	•			•	•			•							•	•			•	•	•	•	c
QUINT4-PS 1AC/5DC/5/PT	2904595	•	•			•	•			*							•	•			•	•	•	•	c
QUINT4-PS 1AC/12DC/2.5/PT	2904605	•	•			•	•			•							•	•			•	•	•	•	c
QUINT4-PS 1AC/12DC/7.5/PT	2904607	•	•			•	•			•							•	•			•	•	•	•	c

* Approval in preparation

a) max. 3000 m b) max. 4000 m c) max. 5000 m d) max. 6000 m e) max. 2000 m

All products receive further approvals on a continual basis.

For up-to-date information, please refer to the Phoenix Contact website under "Downloads" on the respective product pages.

Approvals for TRIO POWER

		UL					CSA	Ship					EX												
CE		UL/C-UL listed 61010	UL Listed UL 508	UL/C-UL Listed UL 508	UL/C-UL Recognized UL 60950	UL Listed ANSI/ISA-12.12.01 Class I, Division 2, Groups A, B, C, D	UL 1310 NEC Class 2	CSA 22.2 No 107.1-01	cCSAus 61010-2-201	DNV GL Group	ABS – American Bureau of Shipping	BV – Bureau Veritas	LR – Lloyd's Register	NK – Nippon Kaiji Kyokai	RINA	ATEX	IECEX	DeviceNet™	SEMI F47-0706 Compliance	CB Scheme	Medical stand. IEC 60601, 2 x MOOP	Railway standard EN 50155	EAC	Startup at -40°C	Installation altitude
TRIO POWER power supplies																									
TRIO-PS-2G/1AC/24DC/3/C2LPS	2903147	•		•	•	•	•		•									•*	•				•		c
TRIO-PS-2G/1AC/24DC/5	2903148	•		•	•	•			•									•*	•				•		c
TRIO-PS-2G/1AC/24DC/5/B+D	2903144	•		•	•				•										•				•		c
TRIO-PS-2G/1AC/24DC/10	2903149	•		•	•	•			•									•*	•				•	•	c
TRIO-PS-2G/1AC/24DC/10/B+D	2903145	•		•	•				•										•				•		c
TRIO-PS-2G/1AC/24DC/20	2903151	•		•	•	•			•									•*	•				•	•	b
TRIO-PS-2G/1AC/12DC/5/C2LPS	2903157	•		•	•	•	•												•				•		c
TRIO-PS-2G/1AC/12DC/10	2903158	•		•	•	•													•				•		c
TRIO-PS-2G/1AC/48DC/5	2903159	•		•	•	•													•				•		c
TRIO-PS-2G/1AC/48DC/10	2903160	•		•	•	•													•				•		c
TRIO-PS-2G/3AC/24DC/5	2903153	•		•	•	•			•										•				•		c
TRIO-PS-2G/3AC/24DC/10	2903154	•		•	•	•			•										•				•	•	c
TRIO-PS-2G/3AC/24DC/20	2903155	•		•	•	•			•										•				•	•	c
TRIO-PS-2G/3AC/24DC/40	2903156	•		•	•	•													•				•		b
TRIO-PS-2G/3AC/72DC/14	1076188	•	•																						b
TRIO POWER IP67 power supplies																									
TRIO-PS-IP67/1AC/24DC/20	1039830	•						•											•				•	•	b
TRIO-PS-IP67/3AC/24DC/20	1039829	•						•											•				•	•	c
TRIO CROSS POWER power supplies																									
EM-CPS-PS/3AC/24DC/5	1064922	•	•																•					•	c
EM-CPS-PS/3AC/24DC/20/8C/IOL	1067898	•	•																•					•	c

Approvals for UNO POWER

		UL					CSA	Ship					EX											
		UL/C-UL listed 61010	UL/C-UL Listed UL 508	UL/C-UL Recognized UL 60950	UL Listed ANSI/ISA-12.12.01 Class I, Division 2, Groups A, B, C, D	UL 1310 NEC Class 2	CSA 22.2 No 107.1-01	CSA 22.2 No 60950-1-07	DNV GL Group	ABS – American Bureau of Shipping	BV – Bureau Veritas	LR – Lloyd's Register	NK – Nippon Kaiji Kyokai	RINA	ATEX	IEC 60335-1 household standard	DeviceNet™	SEMI F47-0706 Compliance Certificate PQ Star	CB Scheme	Medical standard IEC 60601, 2 x MOOP	Railway standard EN 50155, 50121-4	EAC	Startup at -40°C	Installation altitude
UNO POWER power supplies																								
UNO-PS/1AC/24DC/30W	2902991	•	•	•	•	•												•				•		a
UNO-PS/1AC/24DC/60W	2902992	•	•	•	•	•												•				•	•	d
UNO-PS/1AC/24DC/90W/C2LPS	2902994	•	•	•	•	•												•				•		a
UNO-PS/1AC/24DC/100W	2902993	•	•	•	•	•												•				•		a
UNO-PS/1AC/24DC/100W/H	1088851	•	•	•											•			•				•		a
UNO-PS/1AC/24DC/150W	2904376	•	•	•	•	•												•				•		c
UNO-PS/1AC/24DC/240W	2904372	•	•	•	•	•												•				•		a
UNO2-PS/1AC/24DC/480W	2910105	•	•															•				•		a
UNO-PS/1AC/5DC/25W	2904374	•	•	•	•	•												•				•		b
UNO-PS/1AC/5DC/40W	2904375	•	•	•	•	•												•				•		a
UNO-PS/1AC/12DC/30W	2902998	•	•	•	•	•												•				•		a
UNO-PS/1AC/12DC/55W	2902999	•	•	•	•	•												•				•		d
UNO-PS/1AC/12DC/55W/H	1088850	•	•	•											•			•				•		d
UNO-PS/1AC/12DC/100W	2902997	•	•	•	•	•												•				•		c
UNO-PS/1AC/15DC/30W	2903000	•	•	•	•	•												•				•		a
UNO-PS/1AC/15DC/55W	2903001	•	•	•	•	•												•				•		d
UNO-PS/1AC/15DC/100W	2903002	•	•	•	•	•												•				•		d
UNO-PS/1AC/48DC/60W	2902995	•	•	•	•	•												•				•		d
UNO-PS/1AC/48DC/100W	2902996	•	•	•	•	•												•				•		c
UNO-PS/2AC/24DC/90W/C2LPS	2904371	•	•	•	•	•												•				•		b

* Approval in preparation

a) max. 3000 m b) max. 4000 m c) max. 5000 m d) max. 6000 m e) max. 2000 m

All products receive further approvals on a continual basis.

For up-to-date information, please refer to the Phoenix Contact website under "Downloads" on the respective product pages.

Approvals for STEP POWER

		UL				CSA	Ship					EX											
CE	UL/C-UL listed 61010	UL/C-UL Listed UL 508	UL/C-UL Recognized UL 60950	UL Listed ANSI/ISA-12.12.01 Class I, Division 2, Groups A, B, C, D	UL 1310 NEC Class 2	CSA 22.2 No 107.1-01	CSA 22.2 No 60950-1-07	DNV GL Group	ABS – American Bureau of Shipping	BV – Bureau Veritas	LR – Lloyd's Register	NK – Nippon Kaiji Kyokai	RINA	ATEX	IEC 60335-1 household standard	DeviceNet™	SEMI F47-0706 Compliance Certificate PQ Star	CB Scheme	Medical standard IEC 60601, 2 x MOOP	Railway standard EN 50155, 50121-4	EAC	Startup at -40°C	Installation altitude
STEP POWER power supplies																							
STEP3-PS/1AC/24DC/0.63/PT	1088495	•	•		•	•									•			•			•		b
STEP3-PS/1AC/24DC/1.3/PT	1088494	•	•		•	•									•			•			•		b
STEP3-PS/1AC/24DC/2.5/PT	1088491	•	•		•	•									•			•			•		b
STEP3-PS/1AC/24DC/4/PT	1040066	•	•		•	•									•			•			•		b
STEP3-PS/1AC/24DC/5/PT	1088478	•	•		•	•									•			•			•		b
STEP-PS/1AC/24DC/0.5	2868596	•		•	•	•												•			•	•	b
STEP-PS/1AC/24DC/0.75FL	2868622	•		•	•	•		•	•			•						•	•		•	•	c
STEP-PS/1AC/24DC/0.75	2868635	•		•	•	•		•	•	•	•	•	•					•	•		•	•	c
STEP-PS/1AC/24DC/1.75	2868648	•		•	•	•		•	•			•						•			•	•	c
STEP-PS/1AC/24DC/2.5	2868651	•		•	•	•		•	•	•	•	•	•					•			•	•	a
STEP-PS/1AC/24DC/3.8/C2LPS	2868677	•		•	•	•		•							•			•			•	•	d
STEP-PS/1AC/24DC/4.2	2868664	•		•	•	•		•	•			•						•			•	•	d
STEP-PS/1AC/5DC/2	2320513	•		•	•	•												•			•		b
STEP-PS/1AC/5DC/6.5	2868541	•		•	•	•		•	•			•						•			•	•	d
STEP-PS/1AC/12DC/1	2868538	•		•	•	•												•			•	•	b
STEP-PS/1AC/12DC/1.5FL	2868554	•		•	•	•		•	•			•						•	•		•	•	c
STEP-PS/1AC/12DC/1.5	2868567	•		•	•	•		•	•			•						•	•		•	•	c
STEP-PS/1AC/12DC/3	2868570	•		•	•	•		•	•			•						•			•	•	c
STEP-PS/1AC/12DC/5	2868583	•		•	•	•		•	•			•						•			•	•	d
STEP-PS/1AC/15DC/4	2868619	•		•	•	•		•	•			•						•			•	•	c
STEP-PS/1AC/48DC/2	2868680	•		•	•	•		•	•			•						•			•	•	d
STEP-PS/48AC/24DC/0.5	2868716	•		•	•	•												•			•	•	b
STEP-PS/277AC/24DC/3.5	2904945	•		•	•	•												•			•		a

Approvals for DC/DC converters

	CE	UL				CSA	Ship						EX		Installation altitude											
		UL/C-UL listed 61010	UL/C-UL Listed UL 508	UL/C-UL Recognized UL 62109-1	UL/C-UL Recognized UL 60950		UL Listed ANSI/ISA-12.12.01 Class I, Division 2, Groups A, B, C, D	UL 1310 NEC Class 2	CSA 22.2 No 107.1-01	CSA 22.2 No 60950-1-07	DNV GL Group	ABS – American Bureau of Shipping	BV – Bureau Veritas	LR – Lloyd's Register		NK – Nippon Kaiji Kyokai	RINA	RMRS	ATEX/IECEx	EAC-Ex	CB Scheme	Railway standard EN 50155:2007	Railway standard EN 50121-4	EAC	EN 50121-3-2	Startup at -40°C
DC/DC converters																										
QUINT4-PS/24DC/24DC/5/PT	2910119	•			•				•	•	*	*	*	*	*	*	•	•	•			•	•	•	•	c
QUINT4-PS/24DC/24DC/5/SC	1046800	•			•				•	•	*	*	*	*	*	*	•	•	•			•	•	•	•	c
QUINT4-PS/24DC/24DC/10/PT	2910120	•			•				•	•	*	*	*	*	*	*	•	•	•			•	•	•	•	c
QUINT4-PS/24DC/24DC/10/SC	1046803	•			•				•	•	*	*	*	*	*	*	•	•	•			•	•	•	•	c
QUINT4-PS/24DC/24DC/20/PT	2910121	•							*	*	*	*	*	*	*	*	•	•	•			•	•	•	•	c
QUINT4-PS/24DC/24DC/20/SC	1046805	•							*	*	*	*	*	*	*	*	•	•	•			•	•	•	•	c
QUINT4-PS/24DC/24DC/20/SC/+	1046881	•							*	*	*	*	*	*	*	*	•	•	•			•	•	•	•	c
QUINT4-PS/24DC/12DC/8/PT	2910122	•			•				•	•	*	*	*	*	*	*	•	•	•			•	•	•	•	c
QUINT4-PS/24DC/48DC/5/PT	2910123	•							*	*	*	*	*	*	*	*	•	•	•							
QUINT4-PS/48DC/24DC/5/PT	2910125	•			•				•	•	*	*	*	*	*	*	•	•	•			•	•	•	•	c
QUINT4-PS/48DC/48DC/5/PT	2910128	•							*	*	*	*	*	*	*	*	•	•	•							
QUINT-PS/12DC/24DC/5	2320131	•	•	•	•				•	•	•	•	•	•	•	•		•	•	•	•	•	•	•	•	d
QUINT-PS/12DC/12DC/8	2905007	•	•	•	•													•	•	•	•	•	•	•	•	d
QUINT-PS/60-72DC/24DC/10	2905009	•	•	•	•													•	•	•	•	•	•	•	•	d
QUINT-PS/96-110DC/24DC/10	2905010	•	•	•	•													•	•	•	•	•	•	•	•	d
QUINT-PS/24DC/24DC/5/CO	2320542	•	•	•	•				•	•	•	•	•	•	•	•	•	•	•	•	•	•	•	•	•	d
QUINT-PS/24DC/24DC/10/CO	2320555	•	•	•	•				•	•	•	•	•	•	•	•	•	•	•	•	•	•	•	•	•	d
QUINT-PS/24DC/24DC/20/CO	2320568	•	•	•	•				•	•	•	•	•	•	•	•	•	•	•	•	•	•	•	•	•	d
QUINT-PS/60-72DC/24DC/10/CO	2905011	•	•	•	•													•	•	•	•	•	•	•	•	d
QUINT-PS/96-110DC/24DC/10/CO	2905012	•	•	•	•													•	•	•	•	•	•	•	•	d
UNO-PS/350-900DC/24DC/60W	2906300	•																•	•	•	•	•	•	•	•	c
TRIO-PS-2G/1500DC/24DC/8	1075240	•		•														•	•	•	•	•	•	•	•	b
MINI-PS-12-24DC/24DC/1	2866284	•	•	•	•				•													•				d
MINI-PS-12-24DC/5-15DC/2	2320018	•	•	•	•				•										•	•	•	•	•	•	•	d
MINI-PS-12-24DC/48DC/0.7	2320021	•	•	•	•				•										•	•	•	•	•	•	•	d
MINI-PS-48-60DC/24DC/1	2866271	•	•	•	•																	•				d
MINI-PS/10-42AC/15-60DC/3	2320199	•	•	•	•														•	•	•	•	•	•	•	d

* Approval in preparation

a) max. 3000 m b) max. 4000 m c) max. 5000 m d) max. 6000 m e) max. 2000 m

All products receive further approvals on a continual basis.

For up-to-date information, please refer to the Phoenix Contact website under “Downloads” on the respective product pages.

Approvals for inverters and redundancy modules

		CE	UL				CSA	Ship				EX											
		ANSI/UL 61010-1	ANSI/UL 61010-2-201	UL/C-UL Recognized UL 60950	UL 1778	UL 121201 Class I and II, Div 2 and Class III, Div 1 and 2 Hazardous Locations	CAN/CSA-C22.2 No. 61010-1	CAN/CSA-C22.2 No. 61010-2-201	DNV GL Group	ABS – American Bureau of Shipping	BV – Bureau Veritas	LR – Lloyd's Register	NK – Nippon Kaiji Kyokai	RINA	ATEX	IECEX	DeviceNet™	SEMI F47-0706 Compliance Certificate PQ Star	CB Scheme in acc. with IEC 61010-1	CB Scheme in acc. w. IEC 61010-2-201	EAC	Startup at -40°C	Installation altitude
Inverters																							
QUINT4-INV/24DC/1AC/600VA/USB	1067325	•	*	*		*	*	*										*	*				

		CE	UL				CSA	Ship				EX													
		UL Listed UL 508	UL/C-UL Listed UL 508	UL/C-UL Recognized UL 60950	UL 1778	UL Listed ANSI/ISA-12.12.01 Class I, Division 2, Groups A, B, C, D	UL 1310 NEC Class 2	CSA 22.2 No 107.1-01	CSA 22.2 No 60950-1-07	DNV GL Group	ABS – American Bureau of Shipping	BV – Bureau Veritas	LR – Lloyd's Register	NK – Nippon Kaiji Kyokai	RINA	ATEX/IECEX	EAC-Ex	DeviceNet™	SEMI F47-0706 Compliance Certificate PQ Star	CB Scheme	Medical standard IEC 60601	EAC	Startup at -40°C	Installation altitude	
Redundancy modules																									
QUINT4-ORING/12-24DC/1x40	2907752	•	•	•		•				•									•		•	•	•	c	
QUINT4-ORING/12-24DC/1x40/+	2907753	•	•	•		•				•						•	•		•		•	•	•	•	c
QUINT4-S-ORING/12-24DC/1x40/VP	1043418	•	•	•		•										•	•		•		•	•	•	•	c
QUINT-ORING/24DC/2x10/1x20	2320173	•	•	•		•				•	•	•	•	•	•	•	•		•		•	•	•	•	e
QUINT-ORING/24DC/2x20/1x40	2320186	•	•	•		•				•	•	•	•	•	•	•	•		•		•	•	•	•	e
QUINT-ORING/24DC/2x40/1x80	2902879	•	•	•		•				•	•	•	•	•	•	•	•		•		•	•	•	•	e
QUINT4-DIODE/12-24DC/2x20/1X40	2907719	•	•	•		•										•	•				•	•	•	•	e
QUINT4-DIODE/48DC/2x20/1X40	2907720	•	•	•		•										•	•				•	•	•	•	e
TRIO2-DIODE/12-24DC/2x10/1x20	2907380	•	•	•						•											•	•	•	•	e
TRIO2-DIODE/12-24DC/2x20/1x40	2907379	•	•	•						•											•	•	•	•	e
UNO-DIODE/5-24DC/2x10/1x20	2905489	•	•	•															•		•	•	•	•	e
STEP-DIODE/5-24DC/2x5/1x10	2868606	•	•	•															•		•	•	•	•	e

Approvals for uninterruptible power supplies

	CE	UL					CSA	Ship						EX									
		UL/C-UL listed 61010	UL Listed UL 508	UL/C-UL Listed UL 508	UL/C-UL Recognized UL 60950	UL 1778	UL Listed ANSI/ISA-12.12.01 Class 1, Division 2, Groups A, B, C, D	UL 1310 NEC Class 2	CSA 22.2 No 107.1-01	CSA 22.2 No 60950-1-07	DNV GL Group	ABS – American Bureau of Shipping	BV – Bureau Veritas	LR – Lloyd's Register	NK – Nippon Kaiji Kyokai	RINA	ATEX	SEMI F47-0706 Compliance	CB Scheme	Medical standard IEC 60601	EAC	Startup at -40°C	Installation altitude
Uninterruptible power supplies																							
QUINT4-UPS/24DC/24DC/5/PN	2906993	•	•			•				*	*	*	*	*	*			•		•	•	•	b
QUINT4-UPS/24DC/24DC/10/PN	2907068	•	•			•				*	*	*	*	*	*			•		•	•	•	b
QUINT4-UPS/24DC/24DC/20/PN	2907073	•	•			•				*	*	*	*	*	*			•		•	•	•	b
QUINT4-UPS/24DC/24DC/40/PN	2907079	•	•			•				*	*	*	*	*	*			•		•	•	•	b
QUINT4-UPS/24DC/24DC/5/EIP	2906994	•	•			•				*	*	*	*	*	*			•		•	•	•	b
QUINT4-UPS/24DC/24DC/10/EIP	2907069	•	•			•				*	*	*	*	*	*			•		•	•	•	b
QUINT4-UPS/24DC/24DC/20/EIP	2907074	•	•			•				*	*	*	*	*	*			•		•	•	•	b
QUINT4-UPS/24DC/24DC/40/EIP	2907080	•	•			•				*	*	*	*	*	*			•		•	•	•	b
QUINT4-UPS/24DC/24DC/5/EC	2906996	•	•			•				*	*	*	*	*	*			•		•	•	•	b
QUINT4-UPS/24DC/24DC/10/EC	2907070	•	•			•				*	*	*	*	*	*			•		•	•	•	b
QUINT4-UPS/24DC/24DC/20/EC	2907076	•	•			•				*	*	*	*	*	*			•		•	•	•	b
QUINT4-UPS/24DC/24DC/40/EC	2907081	•	•			•				*	*	*	*	*	*			•		•	•	•	b
QUINT4-UPS/24DC/24DC/5/USB	2906991	•	•			•				*	*	*	*	*	*			•		•	•	•	b
QUINT4-UPS/24DC/24DC/10/USB	2907067	•	•			•				*	*	*	*	*	*			•		•	•	•	b
QUINT4-UPS/24DC/24DC/20/USB	2907072	•	•			•				*	*	*	*	*	*			•		•	•	•	b
QUINT4-UPS/24DC/24DC/40/USB	2907078	•	•			•				*	*	*	*	*	*			•		•	•	•	b
QUINT4-UPS/24DC/24DC/5	2906990	•	•			•				*	*	*	*	*	*			•		•	•	•	b
QUINT4-UPS/24DC/24DC/10	2907066	•	•			•				*	*	*	*	*	*			•		•	•	•	b
QUINT4-UPS/24DC/24DC/20	2907071	•	•			•				*	*	*	*	*	*			•		•	•	•	b
QUINT4-UPS/24DC/24DC/40	2907077	•	•			•				*	*	*	*	*	*			•		•	•	•	b
QUINT4-CHARGER/1AC/24DC/10	2907990	•	•			•																	
QUINT-UPS/24DC/12DC/5/24DC/10	2320461	•		•	•															•			e
QUINT4-UPS/1AC/1AC/500VA/USB	1067327	•				•	*											*		*			a
QUINT4-UPS/1AC/1AC/1KVA	2320283	•				•	•											•		•	•		a
TRIO-UPS-2G/1AC/1AC/230V/750VA	2905909	•				•	•													•			a
TRIO-UPS-2G/1AC/1AC/120V/750VA	2905908	•				•	•													•			a
QUINT-UPS/24DC/24DC/5/1.3AH	2320254	•		•	•	•														•			d
QUINT-UPS/24DC/24DC/10/3.4AH	2320267	•		•	•	•														•			d
QUINT4-BUFFER/24DC/24DC/20	2907913	•		•	•	•												•		•	•	•	b
QUINT4-BUFFER/24DC/24DC/40	2909283	•		•	•	•												•		•	•	•	b
QUINT4-CAP/24DC/3.8/1KJ/PT	2320526	•	•		•	•	•																
QUINT4-CAP/24DC/5/4KJ	2320539	•		•	•	•	•											•		•	•	•	b
QUINT4-CAP/24DC/10/8KJ	2320571	•		•	•	•	•											•		•	•	•	b
UNO-UPS/24DC/24DC/60W	2905907	•			•													•		•			e
STEP-UPS/24DC/24DC/3/46WH	1081430	•		•	•													•		•			e
STEP-UPS/12DC/12DC/4/46WH	1082548	•		•	•													•		•			e

* Approval in preparation

a) max. 3000 m b) max. 4000 m c) max. 5000 m d) max. 6000 m e) max. 2000 m

All products receive further approvals on a continual basis.

For up-to-date information, please refer to the Phoenix Contact website under “Downloads” on the respective product pages.

Approvals for energy storage systems


		UL				CSA	Ship				EX													
		CE	UL/C-UL listed 61010	UL Listed UL 508	UL/C-UL Listed UL 508	UL/C-UL Recognized UL 60950	UL 1778	UL Listed ANSI/ISA-12.12.01 Class I, Division 2, Groups A, B, C, D	UL 1310 NEC Class 2	CSA 22.2 No 107.1-01	CSA 22.2 No 60950-1-07	DNV GL Group	ABS – American Bureau of Shipping	BV – Bureau Veritas	LR – Lloyd's Register	NK – Nippon Kaiji Kyokai	RINA	ATEX	SEMI F47-0706 Compliance	CB Scheme	Medical standard IEC 60601	EAC	Startup at -40°C	Installation altitude
Uninterruptible power supplies																								
TRIO-UPS-2G/1AC/24DC/5	2907160	•	•			•						*										•	•	d
TRIO-UPS-2G/1AC/24DC/10	2907161	•	•			•						*										•	•	d
TRIO-UPS-2G/3AC/24DC/20	2906367	•	•			•						*										•	•	d
MINI-DC-UPS/24DC/2	2866640	•	•	•		•	•															•		c
MINI-DC-UPS/12DC/4	2866598	•	•	•		•	•															•		d

		UL				CSA	Ship				EX														
		CE	UL Listed UL 508	UL/C-UL Listed UL 508	UL/C-UL Recognized UL 60950	UL 1778	UL Listed ANSI/ISA-12.12.01 Class I, Division 2, Groups A, B, C, D	UL 1310 NEC Class 2	CSA 22.2 No 107.1-01	CSA 22.2 No 60950-1-07	DNV GL Group	ABS – American Bureau of Shipping	BV – Bureau Veritas	LR – Lloyd's Register	NK – Nippon Kaiji Kyokai	RINA	ATEX	IECEX	DeviceNet™	SEMI F47-0706 Compliance Certificate PQ Star	CB Scheme	Medical standard IEC 60601	EAC	Startup at -40°C	Installation altitude
Energy storage systems																									
UPS-BAT/VRLA/24DC/1.3AH	2320296	•	•	•		•																•		d	
UPS-BAT/VRLA/24DC/3.4AH	2320306	•	•	•		•					•	•										•		d	
UPS-BAT/VRLA/24DC/7.2AH	2320319	•	•	•		•					•	•										•		d	
UPS-BAT/VRLA/24DC/12AH	2320322	•	•	•		•					•	•										•		d	
UPS-BAT/VRLA/24DC/20AH	1109004	•	•	•		•				*	•	•										•		d	
UPS-BAT/VRLA/24DC/38AH	2320335	•	•	•		•					•	•									•	•	•	d	
UPS-BAT/VRLA-WTR/24DC/13AH	2320416	•	•	•		•					•	•									•	•	•	d	
UPS-BAT/VRLA-WTR/24DC/26AH	2320429	•	•	•		•					•	•									•	•	•	d	
UPS-BAT/LI-ION/24DC/120WH	2320351	•	•	•		•																•		d	
UPS-BAT/LI-ION/24DC/924 WH	2908232	•	•	•		•																•		d	
UPS-CAP/24DC/10A/10KJ	2320377	•	•	•		•					•	•										•	•	d	
UPS-CAP/24DC/20A/20KJ	2320380	•	•	•		•					•	•										•	•	d	
STEP-BAT/LI-ION/18.5DC/46WH	1081355	•																			•	•		e	
MINI-BAT/24DC/0.8AH	2866666	•				•																•		d	
MINI-BAT/24DC/1.3AH	2866417	•				•																•		d	
MINI-BAT/12DC/1.6AH	2866572	•				•																•		d	
MINI-BAT/12DC/2.6AH	2866569	•				•																•		d	


COMPLETE line

The comprehensive solution for the control cabinet

COMPLETE line is a system comprised of technologically leading and coordinated hardware and software products, consulting services, and system solutions that help you optimize your processes in control cabinet manufacturing. Engineering, purchasing, installation, and operation become significantly easier for you.



Your advantages in detail:



Comprehensive product portfolio

With COMPLETE line, we offer a complete product portfolio of technologically leading products. This includes:

- Controllers and I/O modules
- Power supplies and device circuit breakers
- Terminal blocks and distribution blocks
- Relay modules and motor starters
- Signal conditioners
- Safety technology
- Surge protection
- Heavy-duty connectors



Intuitive handling

Thanks to the simple, intuitive handling of the coordinated hardware components, you will save time during installation, startup, and maintenance. Push-in connection technology enables you to wire applications quickly – without using tools. The broad, technologically leading product portfolio will always provide you with the right product for standard or special applications.



Save time throughout the entire engineering process

The PROJECT complete planning and marking software supports the entire process of control cabinet manufacturing. The program features an intuitive user interface that enables the individual planning, automatic checking, and direct ordering of terminal strips.



Reduced logistics costs

Reduced variety of parts, thanks to standardized marking, bridging, and testing accessories. The COMPLETE line system coordinates products, design, and accessories so that you benefit from maximum reusability and thus reduce your logistics costs.



Optimized processes in control cabinet manufacturing


COMPLETE line supports you, from engineering through to manufacturing, in designing your control cabinet production as efficient as possible. This is how your customized concept for optimizing your processes in control cabinet manufacturing is created. Our terminal strip production helps you to flexibly manage order peaks or to supply your control cabinet production with fully assembled DIN rails just in time.



The new standard for the control cabinet

Discover the extensive COMPLETE line product portfolio and find out more about COMPLETE line and your comprehensive solutions for the control cabinet.

Visit our website:
phoenixcontact.com/completeline



Open communication with customers and partners worldwide

Phoenix Contact is a global market leader based in Germany. We are known for producing future-oriented components, systems, and solutions in the fields of electrical engineering, electronics, and automation. With a global network reaching across more than 100 countries with over 17,600 employees, we maintain close relationships with our customers, something we believe is essential for our common success.

Our wide variety of innovative products makes it easy for our customers to implement the latest technology in a variety of applications and industries. We focus on developing the fields of energy, infrastructure, process, and factory automation.

You can find your local partner at

phoenixcontact.com