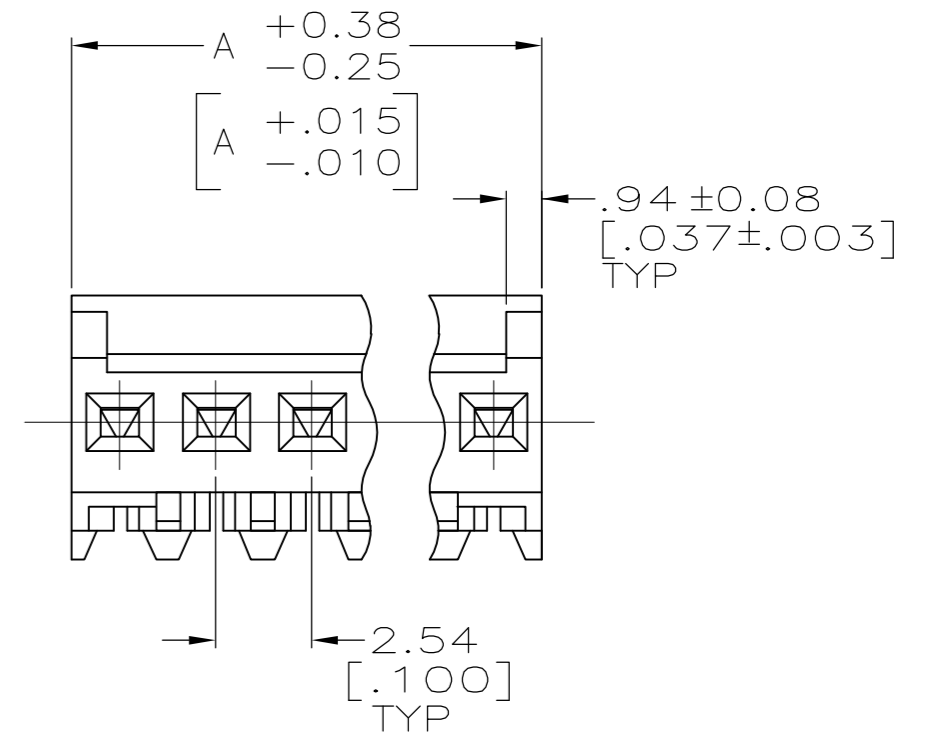
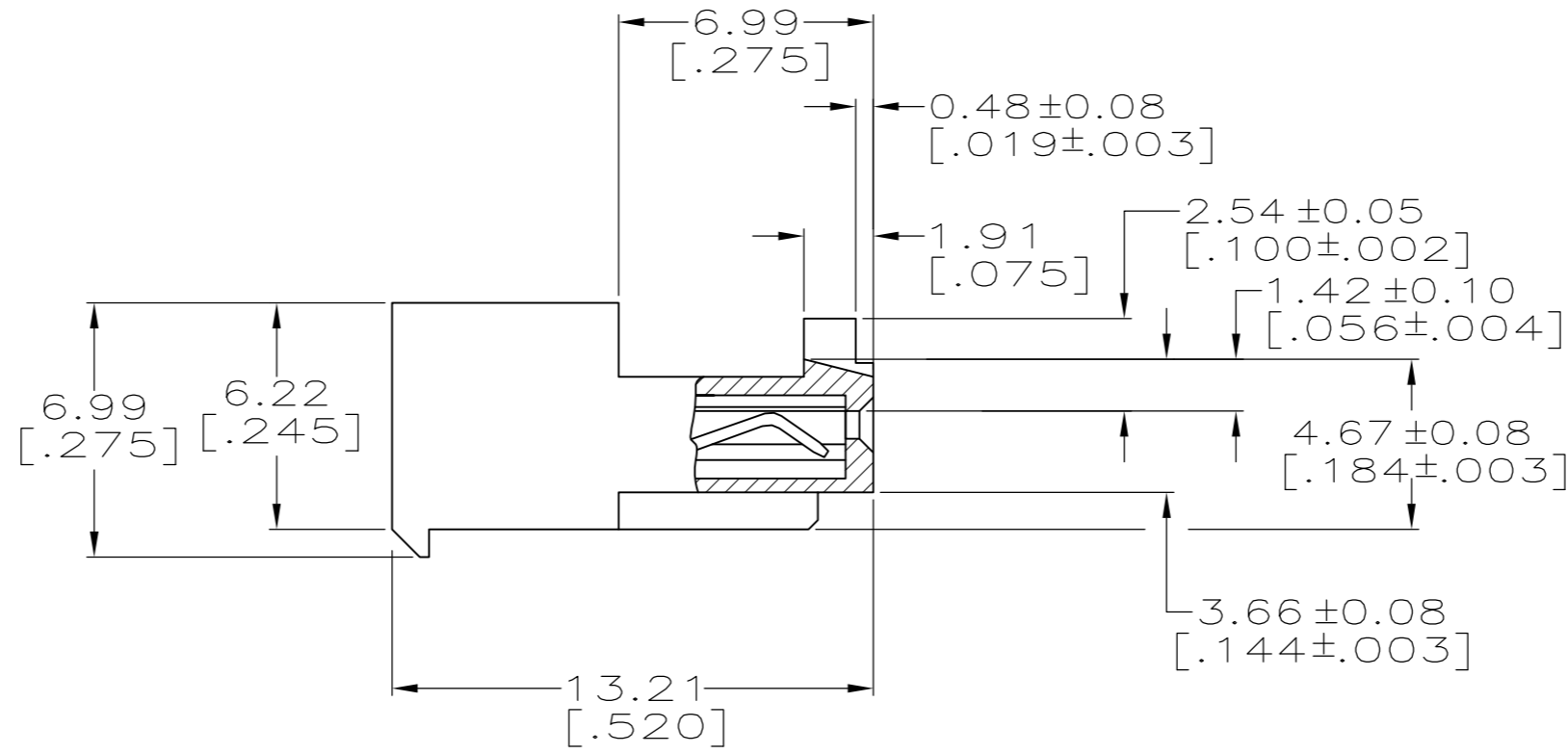
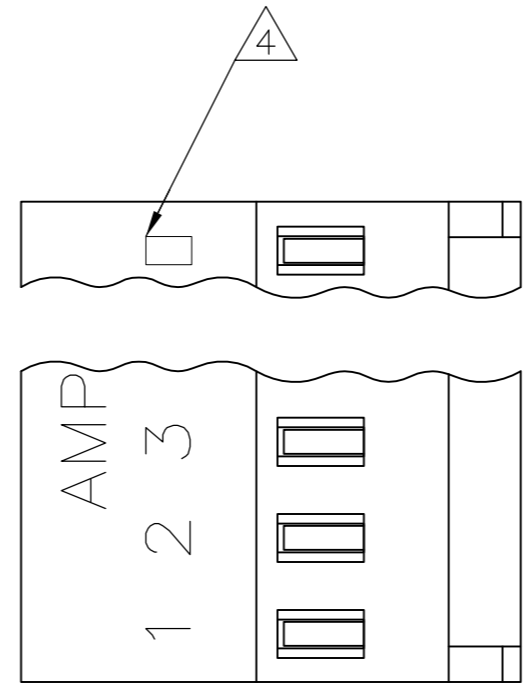


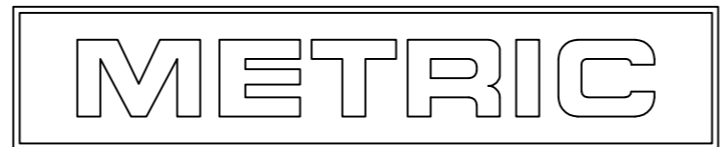
THIS DRAWING IS UNPUBLISHED. RELEASED FOR PUBLICATION
 © COPYRIGHT - By - ALL RIGHTS RESERVED.

LOC	DIST	REVISIONS			
P	LTR	DESCRIPTION	DATE	DWN	APVD
CM	00	H2	REVISED PER ECO-11-004587	11MAR11	RK HMR

YES	DIM A	NO. OF CIRCUITS	PART NO.
YES	71.12[2.800]	28	5-643813-8
YES	68.58[2.700]	27	5-643813-7
YES	66.04[2.600]	26	5-643813-6
YES	63.50[2.500]	25	5-643813-5
YES	60.96[2.400]	24	5-643813-4
YES	58.42[2.300]	23	5-643813-3
YES	55.88[2.200]	22	5-643813-2
YES	53.34[2.100]	21	5-643813-1
YES	50.80[2.000]	20	5-643813-0
YES	48.26[1.900]	19	4-643813-9
YES	45.72[1.800]	18	4-643813-8
YES	43.18[1.700]	17	4-643813-7
YES	40.64[1.600]	16	4-643813-6
YES	38.10[1.500]	15	4-643813-5
YES	35.56[1.400]	14	4-643813-4
YES	33.02[1.300]	13	4-643813-3
YES	30.48[1.200]	12	4-643813-2
YES	27.94[1.100]	11	4-643813-1
YES	25.40[1.000]	10	4-643813-0
YES	22.86[.900]	9	3-643813-9
YES	20.32[.800]	8	3-643813-8
YES	17.78[.700]	7	3-643813-7
YES	15.24[.600]	6	3-643813-6
YES	12.70[.500]	5	3-643813-5
YES	10.16[.400]	4	3-643813-4
YES	7.62[.300]	3	3-643813-3
YES	5.08[.200]	2	3-643813-2
NO	71.12[2.800]	28	2-643813-8 SUPERSEDED BY 5-643813-8
NO	68.58[2.700]	27	2-643813-7 SUPERSEDED BY 5-643813-7
NO	66.04[2.600]	26	2-643813-6
NO	63.50[2.500]	25	2-643813-5 SUPERSEDED BY 5-643813-5
NO	60.96[2.400]	24	2-643813-4
NO	58.42[2.300]	23	2-643813-3 SUPERSEDED BY 5-643813-3
NO	55.88[2.200]	22	2-643813-2 SUPERSEDED BY 5-643813-2
NO	53.34[2.100]	21	2-643813-1 SUPERSEDED BY 5-643813-1
NO	50.80[2.000]	20	2-643813-0
NO	48.26[1.900]	19	1-643813-9 SUPERSEDED BY 4-643813-9
NO	45.72[1.800]	18	1-643813-8
NO	43.18[1.700]	17	1-643813-7
NO	40.64[1.600]	16	1-643813-6
NO	38.10[1.500]	15	1-643813-5
NO	35.56[1.400]	14	1-643813-4
NO	33.02[1.300]	13	1-643813-3
NO	30.48[1.200]	12	1-643813-2
NO	27.94[1.100]	11	1-643813-1
NO	25.40[1.000]	10	1-643813-0
NO	22.86[.900]	9	643813-9
NO	20.32[.800]	8	643813-8
NO	17.78[.700]	7	643813-7
NO	15.24[.600]	6	643813-6
NO	12.70[.500]	5	643813-5
NO	10.16[.400]	4	643813-4
NO	7.62[.300]	3	643813-3
NO	5.08[.200]	2	643813-2
LEADFREE	DIM A	NO. OF CIRCUITS	PART NO.



- 1 MATERIAL: CONNECTOR - NYLON UL94V-2 (RED).
CONTACTS - 0.30[.012] THICK COPPER ALLOY BRIGHT TIN-LEAD .00203[.000080] MIN THICKNESS FOR 643813-2 THRU 2-643813-8.
MATTE WHISKER MITIGATED TIN .00203[.000080] MIN THICKNESS OVER NICKEL UNDERPLATE FOR 3-643813-2 THRU 5-643813-8.
- 2. CONTACTS ACCEPT 22 AWG WIRE WITH 1.52[.060] MAX INSULATION DIAMETER.
- 3. CONTACTS MUST ACCEPT 0.64±0.03[.025] POST AND REMAIN LOCKED IN POSITION.
- 4 IDENTIFICATION NUMBER FOR LAST CIRCUIT MAY NOT APPEAR ON ALL ASSEMBLIES.
- 5. DIMENSIONS IN BRACKETS ARE IN INCHES.
- 6. HOUSING FEATURES ARE: CLOSED END WITH LOCKING RAMP AND WITH POLARIZING TAB.
- 7 OBSOLETE PARTS: OBSOLETE CIS STREAMLINING PER D.RENAUD/D.SINISI



THIS DRAWING IS A CONTROLLED DOCUMENT.		DWN S. CARPENTER 11JUN2003	TE Connectivity	
DIMENSIONS: mm [INCHES]		CHK D. BOSSI 11JUN2003		
TOLERANCES UNLESS OTHERWISE SPECIFIED:		APVD D. BOSSI 11JUN2003	NAME MTA 100 CONNECTOR ASSEMBLY, 22 AWG, STANDARD	
0 PLC ± 1 PLC ± 2 PLC ± 3 PLC ± 0.13 [.005] 4 PLC ±		PRODUCT SPEC 108-1050	SIZE A2	
MATERIAL 1		APPLICATION SPEC 114-1019	CAGE CODE 00779	DRAWING NO. C=643813
FINISH 1		WEIGHT	RESTRICTED TO -	SCALE 5:1
CUSTOMER DRAWING			SHEET 1 of 1	REV H2