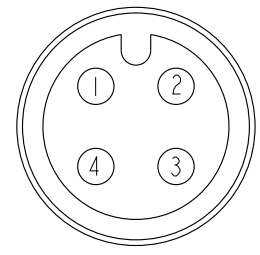
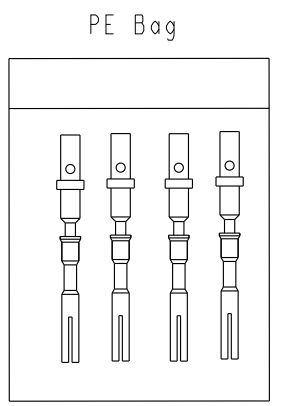
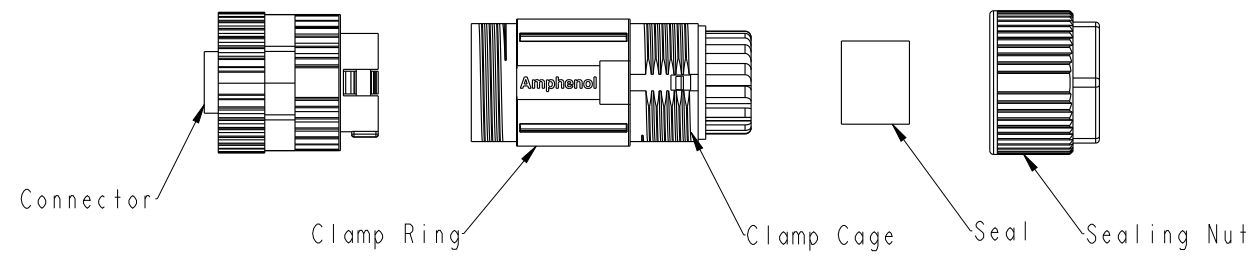
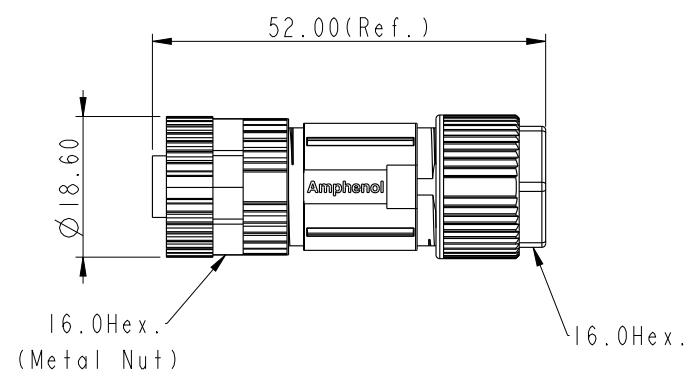


REV.	DESCRIPTION
A	Initial Release
B	Delete Code Description



Pin Assignments  
Front View



- Note:
- \* IP: IP67.
  - \* Housing: Thermoplastic, Black.
  - \* Female Pin: Metal.
  - \* Nut: Metal.
  - \* O-Ring: Silicone, Grey.
  - \* Clamp Ring: Metal.
  - \* Sealing Nut: Metal..
  - \* Seal: Silicone, Grey.
  - \* Seal For Cable OD:  $\varnothing 4.0\text{mm} \sim \varnothing 8.0\text{mm}$
  - \* Applicable Wire gauge (Stranded wire cross section) 20AWG ~ 24AWG
  - \* Mating Recommended tightening torque: 3~4 kgf.cm / 0.29~0.39 N.m
  - \* Sealing-Nut Recommended tightening torque: 4~6 kgf.cm / 0.39~0.59 N.m
  - \* Detailed applicable wire specifications may vary depending on the actual wire construction.

UNIT:mm		
TOLERANCE		
±0.5mm		

TITLE M12 A-Code Shielded Assy 4PIN F Conn. F Pin			
SCALE Free	SIZE A4	SHEET 1 OF 1	
REV. B	WC-REV. .0	QC: Inspection item	

**Amphenol LTW**  
安費諾亮泰企業股份有限公司

ITEM NO MSAS-04BFFC-SL7001	DRAWN BY Xiaofeng	DATE 2019/08/09
DWG NO MSAS-04BFFC-SL7001	CHECKED BY Li-Feng	DATE 2019/08/09
CUSTOMER ALTW	APPROVED BY Jerry	DATE 2019/08/09

THIS DOCUMENT IS SUBJECT TO CHANGE WITHOUT NOTICE. IT IS CONFIDENTIAL AND A PROPERTY OF Amphenol LTW. DISCLOSURE TO THIRD PARTY HAS TO BE AUTHORIZED BY Amphenol LTW.