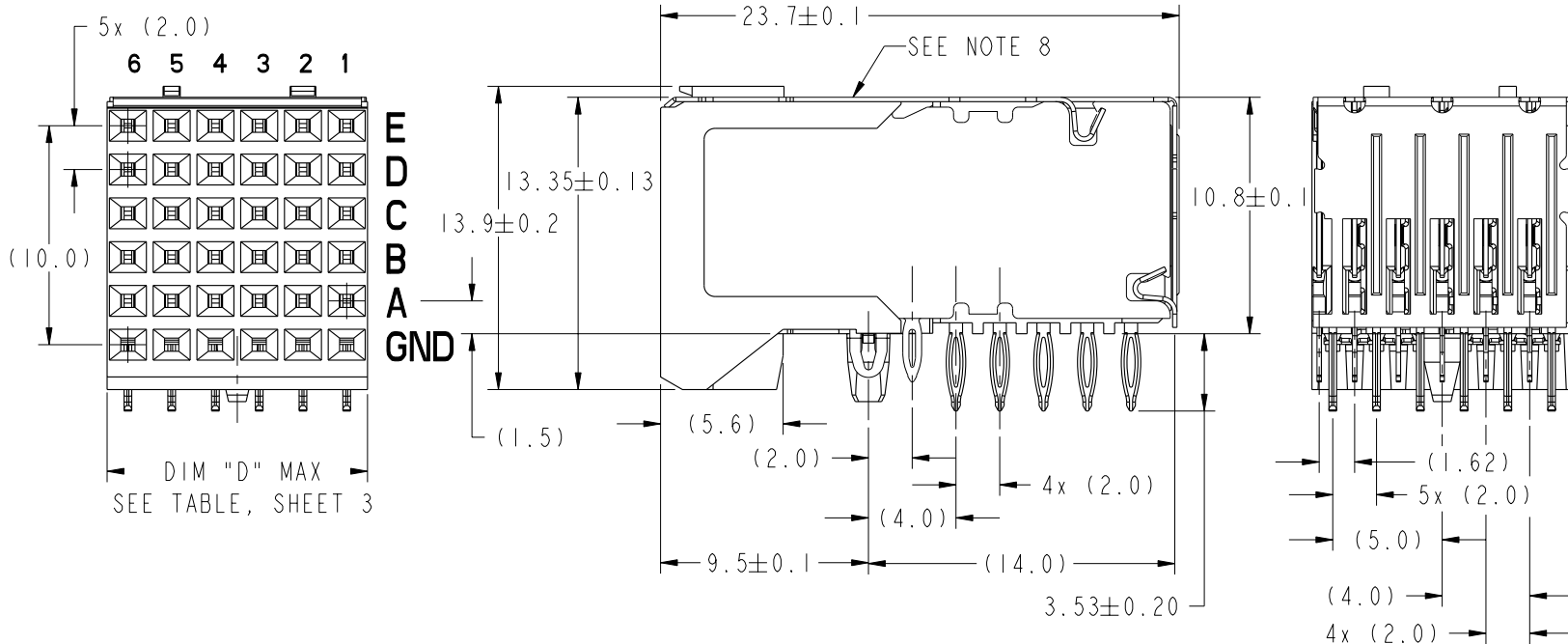


PRODUCT NUMBER  
SEE SHEET 3



mat'l code SEE NOTE 2				tolerances unless otherwise specified		CUSTOMER	FCj www.fciconnect.com	
ltr	ecn no.	dr	date	linear	0.X ±0.3	COPY	projection	title RIGHT ANGLE SIGNAL RECEPTACLE 5 ROW MONOBLOCK
P	V06-0569	DCH	2006-06-12		0.XX ±0.10	MM		
R	V07-0381	DCH	2007-05-31	angles	0.XXX ±0.050	scale 3:1	product family METRAL 1000	code 213
S	V07-0353	HTB	2007-06-06		0° ±2°			
T	V07-0433	DCH	2007-06-27	dr	S. KLINE	2001-07-06	size A	sheet 1 of 5
U	V08-0085	HTB	2008-02-18	enrg	W.J. SWAIN	2001-07-06		
-	-	-	-	chr	W.J. SWAIN	2001-07-06	cage code 22526	4
N	V05-0870	DAI	2005-09-14	appd	W.J. SWAIN	2001-07-06		
sheet index	revision sheet	U 1	U 2	U 3	U 4	U 5		

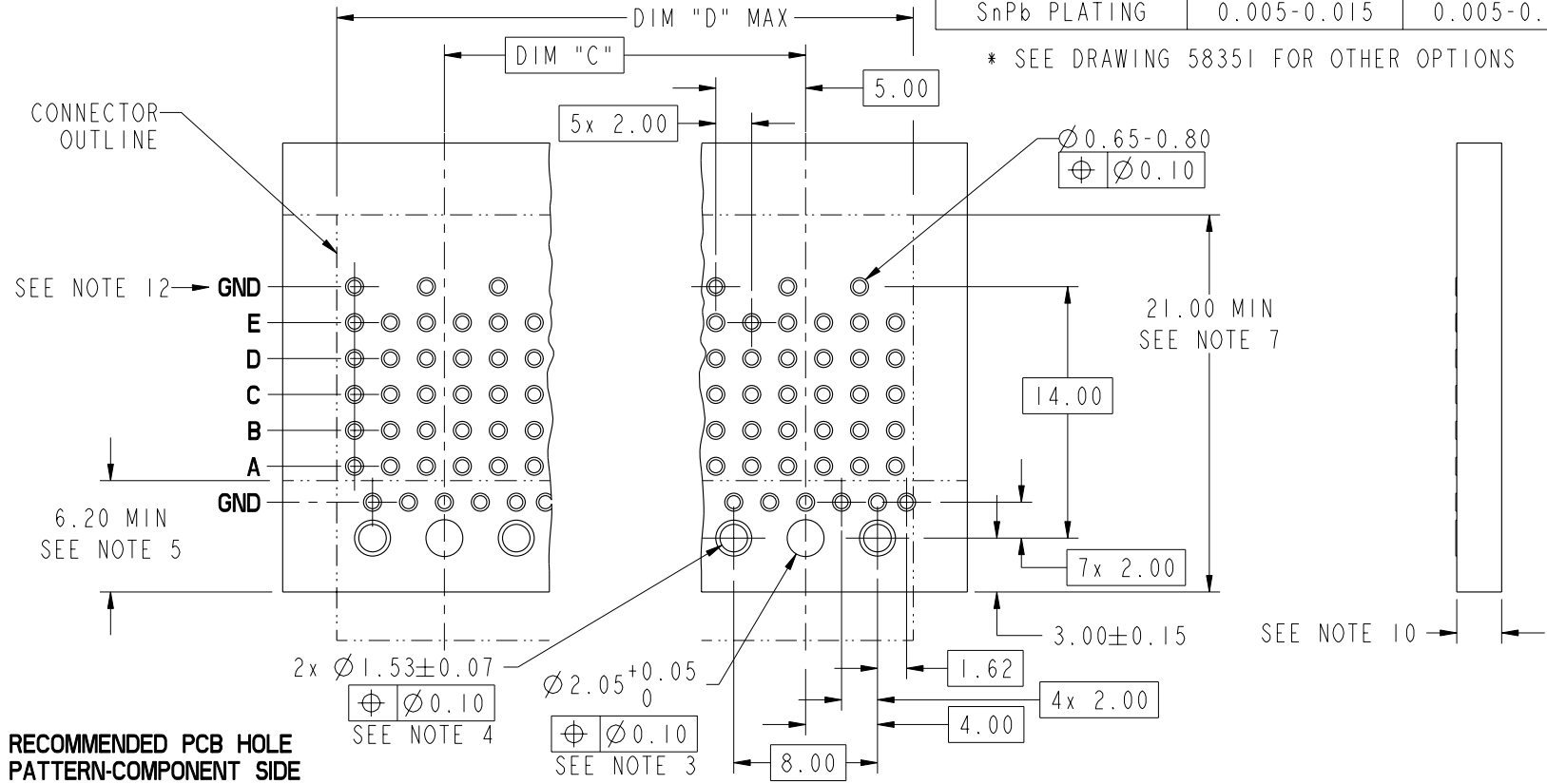
This document is the property of and embodies  
 CONFIDENTIAL and PROPRIETARY information of FCj.  
 No part of the information shown on this  
 document may be used in any way or disclosed  
 to others without the written consent of FCj.  
 Copyright FCj.

PRODUCT NUMBER  
SEE SHEET 3

PRESS-FIT HOLES

HOLE DIAMETER AFTER PLATING	$\varnothing 0.65 - \varnothing 0.80$ *	$\varnothing 1.53$
DRILLED HOLE	$\varnothing 0.81 - \varnothing 0.86$ ( $\varnothing 0.85$ DRILL)	$\varnothing 1.61 - \varnothing 1.66$ ( $\varnothing 1.65$ DRILL)
COPPER PLATING	0.025-0.050	0.025-0.050
SnPb PLATING	0.005-0.015	0.005-0.015

\* SEE DRAWING 58351 FOR OTHER OPTIONS



RECOMMENDED PCB HOLE PATTERN-COMPONENT SIDE

mat'l code SEE NOTE 2				tolerances unless otherwise specified		CUSTOMER	FCI www.fciconnect.com	
ltr	ecr no.	dr	date	linear	0.X ± 0.3	COPY	title RIGHT ANGLE SIGNAL RECEPTACLE 5 ROW MONOBLOCK	
U				angles	0.XX ± 0.10	projection	product family METRAL 1000 code	
				dr	0.XXX ± 0.050		size	
				enr	0° ± 2°	MM	size	
				chr	S. KLINE 2001-07-06	scale	84688	
				appd	W. J. SWAIN 2001-07-06	1:1	sheet	
					W. J. SWAIN 2001-07-06		2	
sheet index	revision sheet						cage code	
							22526	

This document is the property of and embodies CONFIDENTIAL and PROPRIETARY information of FCI. No part of the information shown on this document may be used in any way or disclosed to others without the written consent of FCI. Copyright FCI.

This document is the property of and embodies CONFIDENTIAL and PROPRIETARY information of FCi. No part of the information shown on this document may be used in any way or disclosed to others without the written consent of FCi. Copyright FCi.



PRODUCT NUMBER	CONTACT PLATING PERFORMANCE LEVEL	PRESS-FIT TAIL PLATING	DIM "C"	DIM "D"
84688-101	TELCORDIA CO	STANDARD (SnPb)	---	11.98
84688-101LF	TELCORDIA CO	LEAD FREE (Sn)	---	11.98
84688-102	TELCORDIA CO	STANDARD (SnPb)	12.00	23.98
84688-102LF	TELCORDIA CO	LEAD FREE (Sn)	12.00	23.98
84688-103	TELCORDIA CO	STANDARD (SnPb)	24.00	35.98
84688-103LF	TELCORDIA CO	LEAD FREE (Sn)	24.00	35.98
84688-104	TELCORDIA CO	STANDARD (SnPb)	36.00	47.98
84688-104LF	TELCORDIA CO	LEAD FREE (Sn)	36.00	47.98
84688-105	TELCORDIA CO	STANDARD (SnPb)	48.00	59.98
84688-105LF	TELCORDIA CO	LEAD FREE (Sn)	48.00	59.98
84688-106	TELCORDIA CO	STANDARD (SnPb)	60.00	71.98
84688-106LF	TELCORDIA CO	LEAD FREE (Sn)	60.00	71.98
84688-108	O B S O L E T E			
84688-108LF	O B S O L E T E			
84688-301	CUSTOMER SPECIAL	STANDARD (SnPb)	---	11.98
84688-301LF	CUSTOMER SPECIAL	LEAD FREE (Sn)	---	11.98
84688-302	CUSTOMER SPECIAL	STANDARD (SnPb)	12.00	23.98
84688-302LF	CUSTOMER SPECIAL	LEAD FREE (Sn)	12.00	23.98
84688-303	CUSTOMER SPECIAL	STANDARD (SnPb)	24.00	35.98
84688-303LF	CUSTOMER SPECIAL	LEAD FREE (Sn)	24.00	35.98
84688-304	CUSTOMER SPECIAL	STANDARD (SnPb)	36.00	47.98
84688-304LF	CUSTOMER SPECIAL	LEAD FREE (Sn)	36.00	47.98
84688-305	CUSTOMER SPECIAL	STANDARD (SnPb)	48.00	59.98
84688-305LF	CUSTOMER SPECIAL	LEAD FREE (Sn)	48.00	59.98
84688-306	CUSTOMER SPECIAL	STANDARD (SnPb)	60.00	71.98
84688-306LF	CUSTOMER SPECIAL	LEAD FREE (Sn)	60.00	71.98
84688-308	O B S O L E T E			
84688-308LF	O B S O L E T E			

PRODUCT NUMBER	CONTACT PLATING PERFORMANCE LEVEL	PRESS-FIT TAIL PLATING	DIM "C"	DIM "D"
84688-901	TELCORDIA CO	STANDARD (SnPb)	---	11.98
84688-901LF	TELCORDIA CO	LEAD FREE (Sn)	---	11.98
84688-901S	CUSTOMER SPECIAL	STANDARD (SnPb)	---	11.98
84688-901SLF	CUSTOMER SPECIAL	LEAD FREE (Sn)	---	11.98
84688-902	TELCORDIA CO	STANDARD (SnPb)	12.00	23.98
84688-902LF	TELCORDIA CO	LEAD FREE (Sn)	12.00	23.98
84688-902S	CUSTOMER SPECIAL	STANDARD (SnPb)	12.00	23.98
84688-902SLF	CUSTOMER SPECIAL	LEAD FREE (Sn)	12.00	23.98
84688-903	TELCORDIA CO	STANDARD (SnPb)	24.00	35.98
84688-903LF	TELCORDIA CO	LEAD FREE (Sn)	24.00	35.98
84688-903S	CUSTOMER SPECIAL	STANDARD (SnPb)	24.00	35.98
84688-903SLF	CUSTOMER SPECIAL	LEAD FREE (Sn)	24.00	35.98
84688-904	TELCORDIA CO	STANDARD (SnPb)	36.00	47.98
84688-904LF	TELCORDIA CO	LEAD FREE (Sn)	36.00	47.98
84688-904S	CUSTOMER SPECIAL	STANDARD (SnPb)	36.00	47.98
84688-904SLF	CUSTOMER SPECIAL	LEAD FREE (Sn)	36.00	47.98
84688-905	TELCORDIA CO	STANDARD (SnPb)	48.00	59.98
84688-905LF	TELCORDIA CO	LEAD FREE (Sn)	48.00	59.98
84688-905S	CUSTOMER SPECIAL	STANDARD (SnPb)	48.00	59.98
84688-905SLF	CUSTOMER SPECIAL	LEAD FREE (Sn)	48.00	59.98
84688-906	TELCORDIA CO	STANDARD (SnPb)	60.00	71.98
84688-906LF	TELCORDIA CO	LEAD FREE (Sn)	60.00	71.98
84688-906S	CUSTOMER SPECIAL	STANDARD (SnPb)	60.00	71.98
84688-906SLF	CUSTOMER SPECIAL	LEAD FREE (Sn)	60.00	71.98
84688-908	O B S O L E T E			
84688-908LF	O B S O L E T E			

mat'l code		SEE NOTE 2		tolerances unless otherwise specified		CUSTOMER		FCi		www.fciconnect.com	
ltr	ecr no.	dr	date	linear	0.X ±0.3	COPY		title			
U				angles	0.XX ±0.10	projection		RIGHT ANGLE SIGNAL RECEPTACLE			
				dr	0.XXX ±0.050			5 ROW MONOBLOCK			
				enr	0° ±2°			product family		METRAL 1000	code
				chr	S. KLINE 2001-07-06	scale		size	dwg no		213
				appd	W. J. SWAIN 2001-07-06	3:1		A	84688	sheet	3
sheet index	revision sheet										

PRODUCT NUMBER  
SEE SHEET 3

NOTES

1. UNLESS OTHERWISE SPECIFIED ALL DIMENSIONS AND TOLERANCES ARE IN ACCORDANCE WITH ASME Y14.5M, 1994
2. HOUSING MATERIAL: LIQUID CRYSTAL POLYMER, GLASS FILLED  
FLAME RETARDANT ACC. UL94V-0  
GROUND SHIELD MATERIAL: COPPER ALLOY  
SIGNAL CONTACT MATERIAL: COPPER ALLOY
3. Ø2.05 HOLE IS UNPLATED
4. Ø1.53 PLATED HOLES (2x) ARE FOR GROUNDS
5. AVOID TRACES IN THIS AREA ON TOP OF PCB DUE TO EXPOSED GROUND SHIELD
6. UNDERPLATING FOR SHIELD AND SIGNAL CONTACTS IS 1.3 µm Ni MIN
7. COMPONENT KEEP OUT ZONE FOR PRESS BLOCK CLEARANCE
8. PRODUCT MARKING: PRODUCT CODE, DATE AND LOT CODE
9. SEE GS-20-017 FOR APPLICATION OF CONNECTOR TO PCB
10. PCB THICKNESS RANGE: 1.3mm TO 2.5mm
11. SEE PRODUCT SPECIFICATION GS-12-110 FOR PRODUCT PERFORMANCE CHARACTERISTICS.
12. THIS GROUND ROW OF VIA-HOLES ONLY REQUIRED FOR PREVIOUS REVISIONS OF THIS DESIGN WHERE THE TOP SHIELDS HAD EON PRESS-FIT. DUE TO INVENTORIES OF PREVIOUS VERSION WE RECOMMEND THEY BE DESIGNED IN.
13. PRODUCTS WHERE THE PART NUMBER ENDS IN LF MEET EUROPEAN UNION DIRECTIVES AND OTHER COUNTRY REGULATIONS AS DESCRIBED IN GS-22-008. ALL PRODUCTS WILL WITHSTAND EXPOSURE TO 260° FOR 60 SECONDS IN A CONVECTION, INFRA-RED OR VAPOR PHASE REFLOW OVEN.

A

A



This document is the property of and embodies CONFIDENTIAL and PROPRIETARY information of FCI. No part of the information shown on this document may be used in any way or disclosed to others without the written consent of FCI. Copyright FCI.

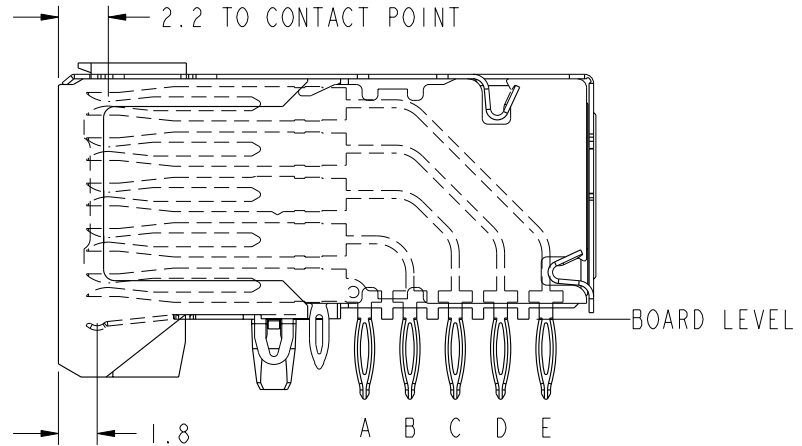
B

B

mat'l code SEE NOTE 2		tolerances unless otherwise specified		CUSTOMER		FCI www.fciconnect.com	
ltr	ecn no.	dr	date	linear	0.X ±0.3	COPY	
U				linear	0.XX ±0.10	projection	
				angles	0.XXX ±0.050		
				angles	0° ±2°		
		dr	S. KLINE	2001-07-06	MM		product family METRAL 1000
		enr	W. J. SWAIN	2001-07-06			code 213
		chr	W. J. SWAIN	2001-07-06	scale 1:1		size dwg no 84688
		appd	W. J. SWAIN	2001-07-06	A		sheet 4
sheet index	revision sheet						

PRODUCT NUMBER  
SEE SHEET 3

DISTANCE FROM CONTACT POINT TO BOARD	
CONTACT	DISTANCE
A	12.5
B	16.2
C	19.5
D	22.3
E	25.2



CONTACT POINT AND SKEW

mat'l code SEE NOTE 2		tolerances unless otherwise specified		CUSTOMER		FCj www.fciconnect.com	
ltr	ecn no.	dr	date	linear	0.X ±0.3	COPY	
U				linear	0.XX ±0.10	projection	
				angles	0.XXX ±0.050		
				angles	0° ±2°		
		dr	S. KLINE	2001-07-06		MM	product family
		enr	W. J. SWAIN	2001-07-06		← MM →	METRAL 1000
		chr	W. J. SWAIN	2001-07-06		scale	code
		appd	W. J. SWAIN	2001-07-06	3:1	A	213
sheet	revision						size
index	sheet						dwg no
							84688
							sheet
							5

This document is the property of and embodies  
CONFIDENTIAL and PROPRIETARY information of FCJ.  
No part of the information shown on this  
document may be used in any way or disclosed  
to others without the written consent of FCJ.  
Copyright FCJ.

# Mouser Electronics

Authorized Distributor

Click to View Pricing, Inventory, Delivery & Lifecycle Information:

[FCI / Amphenol:](#)

[84688-101](#) [84688-103](#) [84688-102](#) [84688-104](#) [84688-101LF](#) [84688-102LF](#) [84688-103LF](#) [84688-104LF](#) [84688-301LF](#) [84688-302LF](#) [84688-105LF](#) [84688-106](#) [84688-106LF](#) [84688-901SLF](#) [84688-901LF](#)