

Printed-circuit board connector - PC 5/12-STF1-7,62 - 1777930

Please be informed that the data shown in this PDF Document is generated from our Online Catalog. Please find the complete data in the user's documentation. Our General Terms of Use for Downloads are valid (<http://phoenixcontact.com/download>)

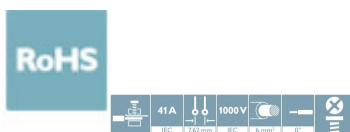
PCB connector, nominal current: 41 A, rated voltage (III/2): 1000 V, nominal cross section: 6 mm², number of positions: 12, pitch: 7.62 mm, connection method: Screw connection with tension sleeve, color: green, contact surface: Tin



The figure shows a 5-pos. version of the product

Your advantages

- Well-known connection principle allows worldwide use
- Low temperature rise, thanks to maximum contact force
- Allows connection of two conductors
- Integrated double steel spring provides additional safety in the event of temperature and power fluctuations
- 600 V UL approval in the smallest of dimensions
- Screwable flange for superior mechanical stability



Key Commercial Data

| | |
|--------------|---------------|
| Packing unit | 50 pc |
| GTIN | |
| GTIN | 4046356523073 |

Technical data

Item properties

| | |
|---------------------------|--------------------------------------|
| Brief article description | Printed-circuit board connector |
| Plug-in system | POWER COMBICON 5 |
| Type of contact | Female connector |
| Range of articles | PC 5/...STF1 |
| Pitch | 7.62 mm |
| Number of positions | 12 |
| Connection method | Screw connection with tension sleeve |
| Drive form screw head | Slotted Pozidriv (Z1L) |
| Screw thread | M3 |

Printed-circuit board connector - PC 5/12-STF1-7,62 - 1777930

Technical data

Item properties

| | |
|-----------------------|--------------|
| Locking | Screw flange |
| Number of levels | 1 |
| Number of connections | 12 |
| Number of potentials | 12 |

Electrical parameters

| | |
|-----------------------------|--------|
| Nominal current | 41 A |
| Nom. voltage | 1000 V |
| Rated voltage | 1000 V |
| Rated voltage (III/2) | 1000 V |
| Rated voltage (II/2) | 1000 V |
| Rated surge voltage (III/3) | 8 kV |
| Rated surge voltage (III/2) | 8 kV |
| Rated surge voltage (II/2) | 6 kV |

Connection capacity

| | |
|---|--|
| Connection method | Screw connection with tension sleeve |
| pluggable | Yes |
| Conductor cross section solid | 0.2 mm ² ... 10 mm ² |
| Conductor cross section flexible | 0.2 mm ² ... 6 mm ² |
| Conductor cross section AWG / kcmil | 24 ... 10 |
| Conductor cross section flexible, with ferrule without plastic sleeve | 0.25 mm ² ... 6 mm ² |
| Conductor cross section, flexible, with ferrule, with plastic sleeve | 0.25 mm ² ... 4 mm ² |
| 2 conductors with same cross section, solid | 0.2 mm ² ... 2.5 mm ² |
| 2 conductors with same cross section, flexible | 0.2 mm ² ... 4 mm ² |
| 2 conductors with same cross section, flexible, with ferrule without plastic sleeve | 0.25 mm ² ... 1.5 mm ² |
| 2 conductors with the same cross section, flexible, with TWIN ferrule with plastic sleeve | 0.25 mm ² ... 2.5 mm ² |
| Stripping length | 10 mm |
| Torque | 0.5 Nm ... 0.8 Nm ($\leq 4 \text{ mm}^2$ is 0.5 Nm to 0.6 Nm, $> 4 \text{ mm}^2$ is 0.7 Nm to 0.8 Nm) |

Flange specifications

| | |
|-----------------|---------------|
| Type of locking | Screw locking |
| Mounting flange | Screw flange |

Material data - contact

| | |
|--|---|
| Note | WEEE/RoHS-compliant, free of whiskers according to IEC 60068-2-82/ JEDEC JESD 201 |
| Contact material | Cu alloy |
| Surface characteristics | hot-dip tin-plated |
| Metal surface terminal point (top layer) | Tin (4 - 8 μm Sn) |
| Metal surface contact area (top layer) | Tin (4 - 8 μm Sn) |

Printed-circuit board connector - PC 5/12-STF1-7,62 - 1777930

Technical data

Material data - housing

| | |
|---|--------------|
| Housing color | green (6021) |
| Insulating material | PA |
| Insulating material group | I |
| CTI according to IEC 60112 | 600 |
| Flammability rating according to UL 94 | V0 |
| Glow wire flammability index GWFI according to EN 60695-2-12 | 850 |
| Glow wire ignition temperature GWIT according to EN 60695-2-13 | 775 |
| Temperature for the ball pressure test according to EN 60695-10-2 | 125 °C |

Dimensions for the product

| | |
|-----------------------------|-----------|
| Length [l] | 35.5 mm |
| Width [w] | 106.67 mm |
| Height [h] | 19.7 mm |
| Pitch | 7.62 mm |
| Height (without solder pin) | 19.7 mm |

Packaging information

| | |
|----------------------------|---------------------|
| Type of packaging | packed in cardboard |
| Pieces per package | 50 |
| Denomination packing units | Pcs. |

Ambient conditions

| | |
|---|---|
| Ambient temperature (storage/transport) | -40 °C ... 70 °C |
| Ambient temperature (assembly) | -5 °C ... 100 °C |
| Ambient temperature (operation) | -40 °C ... 100 °C (dependent on the derating curve) |

Termination and connection method

| | |
|--|---------------------|
| Test for conductor damage and slackening | IEC 60999-1:1999-11 |
| | Test passed |

Pull-out test

| | |
|--|---|
| Pull-out test | IEC 60999-1:1999-11 |
| | Test passed |
| Conductor cross section / conductor type / tensile force | 0.2 mm ² / solid / > 10 N |
| | 0.2 mm ² / flexible / > 10 N |
| | 10 mm ² / solid / > 90 N |
| | 6 mm ² / flexible / > 80 N |
| | 6 mm ² / solid / > 80 N |
| | 4 mm ² / flexible / > 60 N |

Mechanical tests according to standard

| | |
|--------------------|-----------------------|
| Test specification | IEC 61984 |
| Visual inspection | IEC 60512-1-1:2002-02 |
| Dimension check | IEC 60512-1-2:2002-02 |

Printed-circuit board connector - PC 5/12-STF1-7,62 - 1777930

Technical data

Mechanical tests according to standard

| | |
|-------------------------------------|------------------------|
| Resistance of inscriptions | IEC 60068-2-70:1995-12 |
| Insertion and withdrawal force | IEC 60512-13-2:2006-02 |
| No. of cycles | 50 |
| Insertion strength per pos. approx. | 8 N |
| Withdraw strength per pos. approx. | 6.5 N |
| Polarization and coding | IEC 60512-13-5:2006-02 |
| Contact holder in insert | IEC 60512-15-1:2008-05 |
| Test force per pos. | 35 N |

Air clearances and creepage distances

| | |
|---|---------------------|
| Clearances and creepage distances | IEC 60664-1:2007-04 |
| Specification | IEC 60664-1:2007-04 |
| Minimum clearance - inhomogeneous field (III/3) | 8 mm |
| Minimum clearance - inhomogeneous field (III/2) | 8 mm |
| Minimum clearance - inhomogeneous field (II/2) | 5.5 mm |
| Minimum creepage distance value (III/3) | 12.5 mm |
| Minimum creepage distance value (III/2) | 5 mm |
| Minimum creepage distance value (II/2) | 5 mm |

Current carrying capacity / derating curves

| | |
|------------------|---|
| Caption | Type: PC 5/...-STF1-7,62 with PC 5/...-GF-7,62 Conductor cross section: 10 mm ² |
| Specification | IEC 61984:2008-10 |
| Reduction factor | 0.8 |
| Note | Representation based on IEC 60512-5-2:2002-02 |
| | For number of positions, see diagram |

Mechanical tests (A)

| | |
|--|-------------|
| Test specification | IEC 61984 |
| Insertion strength per pos. approx. | 8 N |
| Withdraw strength per pos. approx. | 6.5 N |
| Polarization when inserted requirement >20 N | Test passed |
| Contact holder in insert requirements >20 N | Test passed |

Durability tests (B)

| | |
|--|---------------------|
| Specification | IEC 60512-5:1992-08 |
| Contact resistance R ₁ | 0.4 mΩ |
| Insertion/withdrawal cycles | 50 |
| Contact resistance R ₂ | 0.5 mΩ |
| Impulse withstand voltage at sea level | 7.3 kV |
| Power-frequency withstand voltage | 3.31 kV |
| Insulation resistance, neighboring positions | >10 ¹² Ω |

Thermal tests (C)

Printed-circuit board connector - PC 5/12-STF1-7,62 - 1777930

Technical data

Thermal tests (C)

| | |
|---|-----------------------|
| Specification | IEC 60512-5-1:2002-02 |
| Number of positions | 12 |
| Conductor cross section | 10 mm ² |
| Test current | 41 A |
| Upper limiting temperature requirements <100 °C | Test passed |

Climatic tests (D)

| | |
|--|---|
| Specification | ISO 6988:1985-02 |
| Cold stress | -40 °C/2 h |
| Thermal stress | 100 °C/168 h |
| Corrosive stress | 0.2 dm ³ SO ₂ on 300 dm ³ /40 °C/1 cycle |
| Impulse withstand voltage at sea level | 7.3 kV |
| Power-frequency withstand voltage | 3.31 kV |

Environmental and durability tests (E)

| | |
|---------------------------------------|--|
| Specification | IEC 61984:2008-10 |
| Result, degree of protection, IP code | Back of hand safety with IP10 access probe |

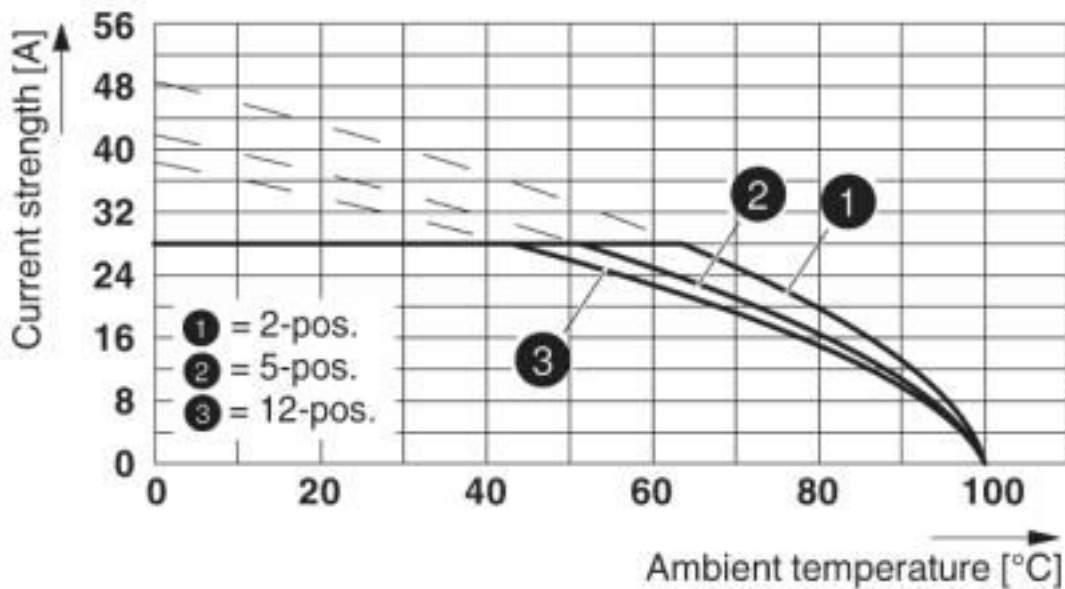
Environmental Product Compliance

| | |
|------------|---|
| REACH SVHC | Lead 7439-92-1 |
| China RoHS | Environmentally Friendly Use Period = 50 years |
| | For details about hazardous substances go to tab "Downloads", Category "Manufacturer's declaration" |

Drawings

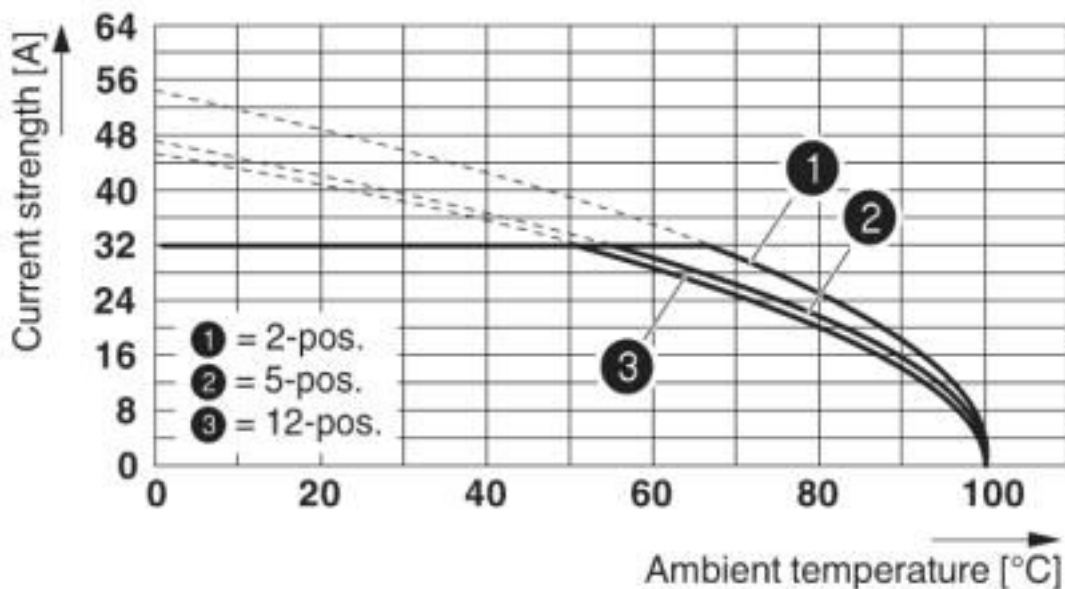
Printed-circuit board connector - PC 5/12-STF1-7,62 - 1777930

Diagram



Type: PC 5/...-STF1-7,62 with PC 4/...-G-7,62 and BF-PC 4
Conductor cross section: 4 mm²

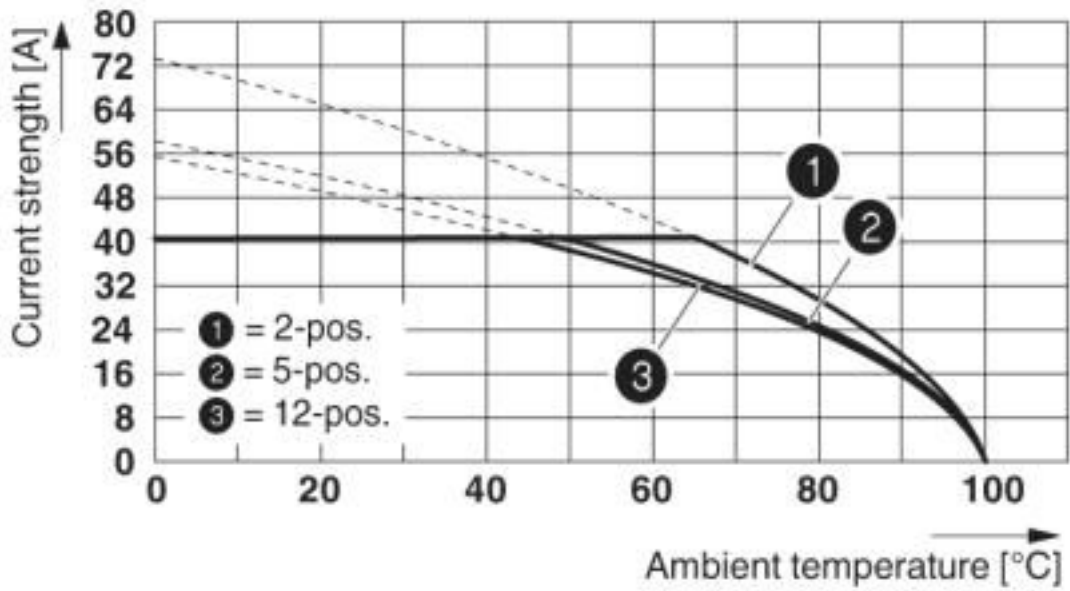
Diagram



Type: PC 5/...-STF1-7,62 with PC 5/...-GF-7,62
Conductor cross section: 6 mm²

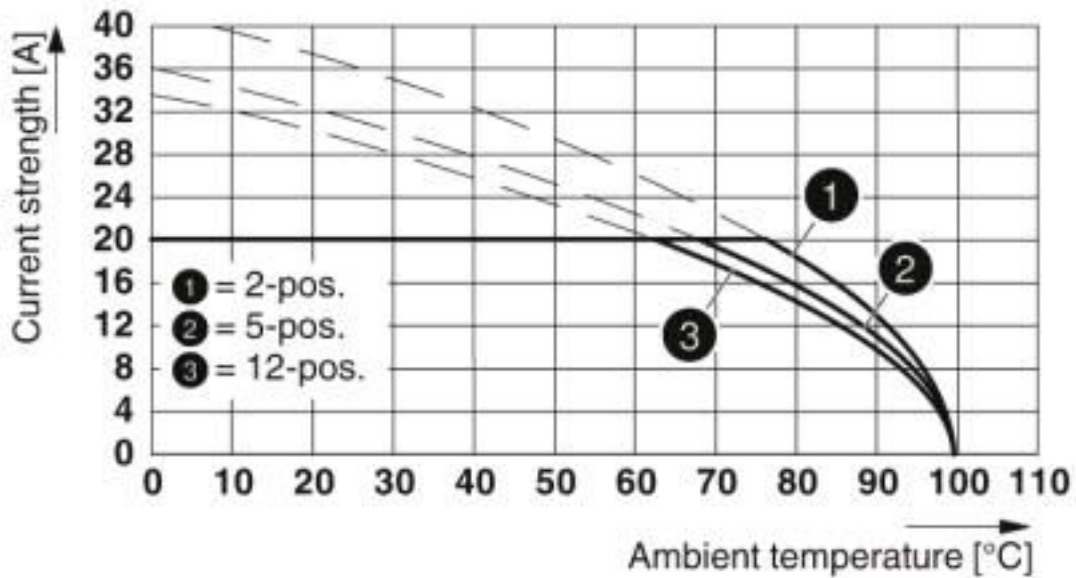
Printed-circuit board connector - PC 5/12-STF1-7,62 - 1777930

Diagram



Type: PC 5/...-STF1-7,62 with PC 5/...-GF-7,62
Conductor cross section: 10 mm²

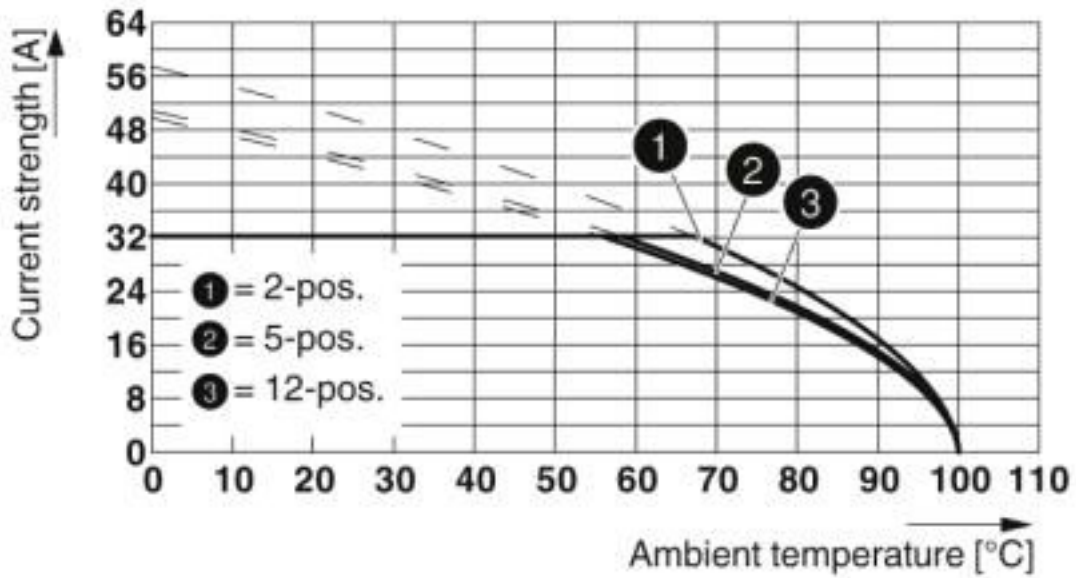
Diagram



Type: PC 5/...-STF1-7,62 with PCVK 4-7,62 and PCVK 4-7,62-F

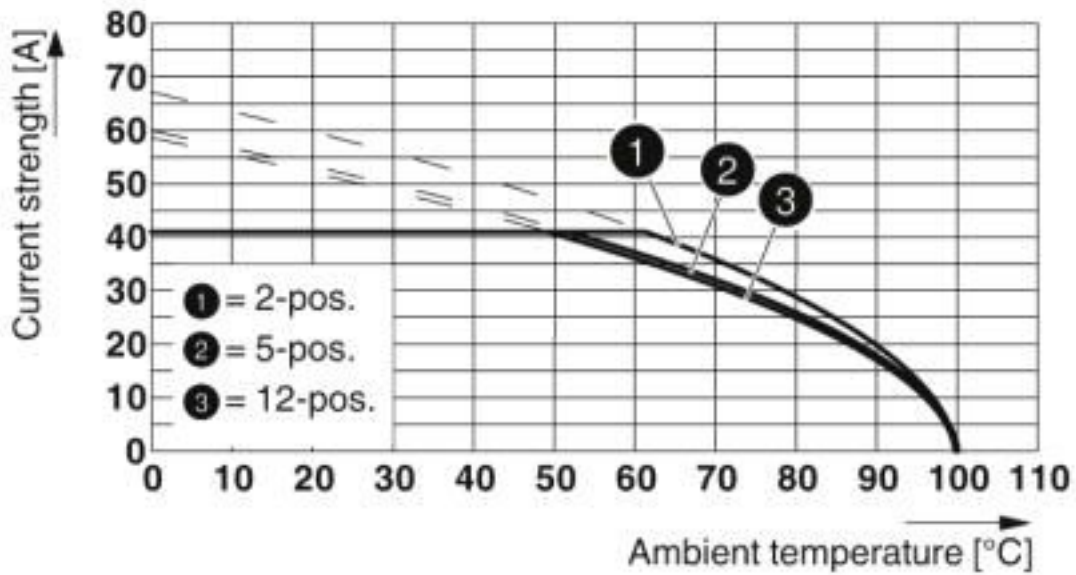
Printed-circuit board connector - PC 5/12-STF1-7,62 - 1777930

Diagram



Type: PC 5/...-ST(F)1-7,62 with PC 5/...-GU(F)-7,62
Conductor cross section: 6 mm²

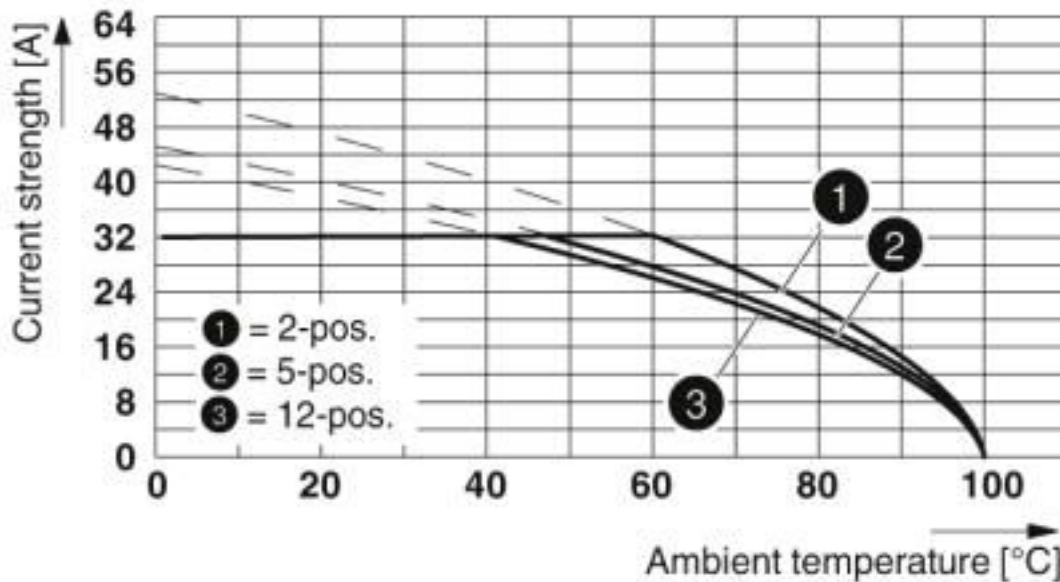
Diagram



Type: PC 5/...-ST(F)1-7,62 with PC 5/...-G(F)U-7,62
Conductor cross section: 10 mm²

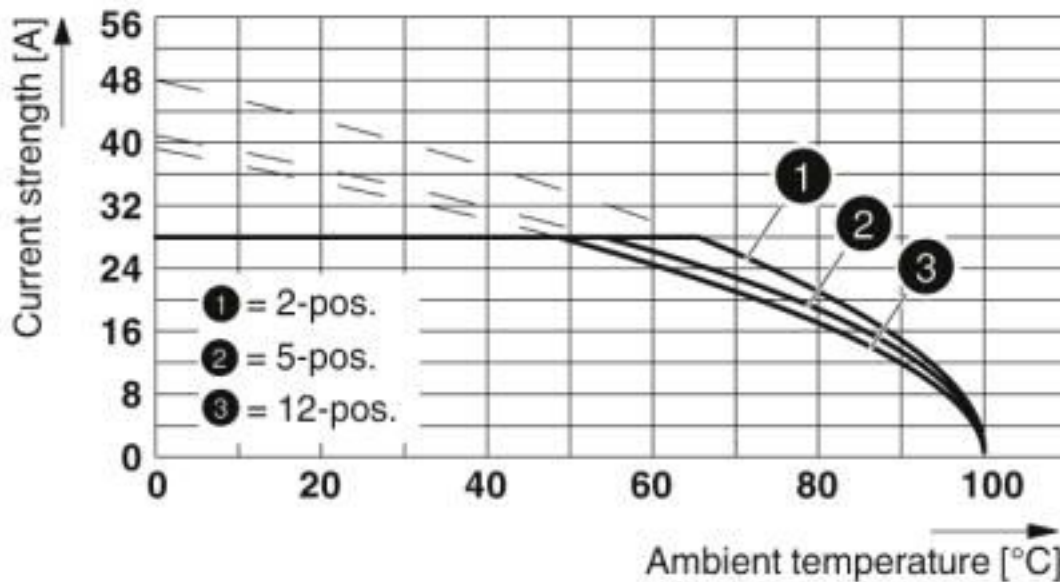
Printed-circuit board connector - PC 5/12-STF1-7,62 - 1777930

Diagram



Type: PC 5/...-STF1-7,62 with PC 4/...-G-7,62 and BF-PC 4
Conductor cross section: 6 mm²

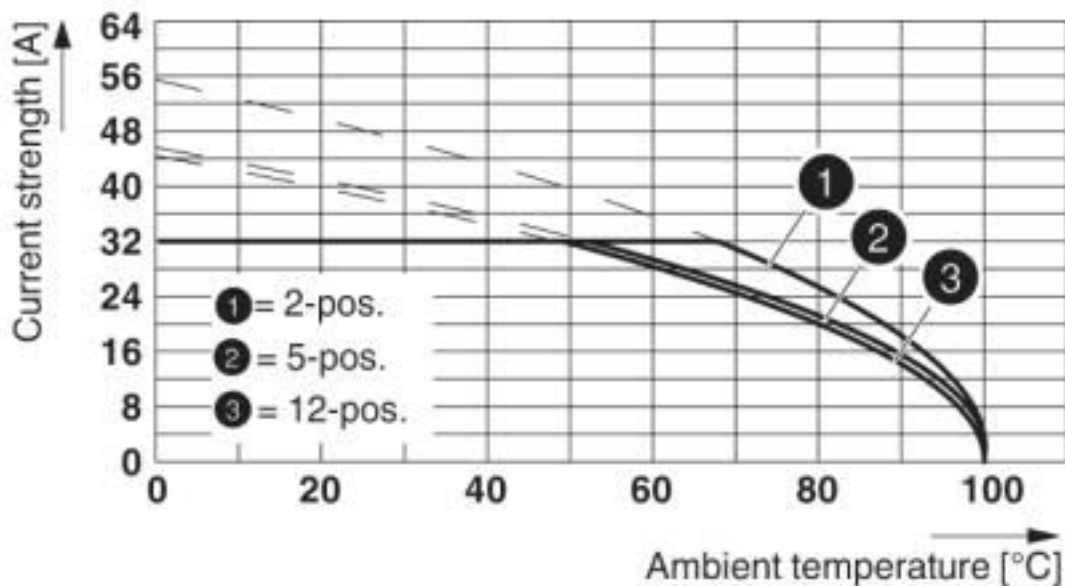
Diagram



Type: PC 5/...-STF1-7,62 with PCV 4/...-G-7,62 and BF-PC 4
Conductor cross section: 4 mm²

Printed-circuit board connector - PC 5/12-STF1-7,62 - 1777930

Diagram



Type: PC 5/...-STF1-7,62 with PCV 4/...-G-7,62 and BF-PC 4
 Conductor cross section: 6 mm²

Classifications

eCl@ss

| | |
|---------------|----------|
| eCl@ss 10.0.1 | 27440309 |
| eCl@ss 4.0 | 27260700 |
| eCl@ss 4.1 | 27260700 |
| eCl@ss 5.0 | 27260700 |
| eCl@ss 5.1 | 27260700 |
| eCl@ss 6.0 | 27260700 |
| eCl@ss 7.0 | 27440309 |
| eCl@ss 8.0 | 27440309 |
| eCl@ss 9.0 | 27440309 |

ETIM

| | |
|----------|----------|
| ETIM 3.0 | EC001121 |
| ETIM 4.0 | EC002643 |
| ETIM 5.0 | EC002638 |
| ETIM 6.0 | EC002638 |
| ETIM 7.0 | EC002638 |

UNSPSC

| | |
|---------------|----------|
| UNSPSC 6.01 | 30211801 |
| UNSPSC 7.0901 | 39121432 |
| UNSPSC 11 | 39121432 |

Printed-circuit board connector - PC 5/12-STF1-7,62 - 1777930

Classifications

UNSPSC

| | |
|--------------|----------|
| UNSPSC 12.01 | 39121432 |
| UNSPSC 13.2 | 39121409 |
| UNSPSC 18.0 | 39121409 |
| UNSPSC 19.0 | 39121409 |
| UNSPSC 20.0 | 39121409 |
| UNSPSC 21.0 | 39121409 |

Approvals

Approvals

Approvals

EAC / cULus Recognized

Ex Approvals

Approval details

| | | |
|-----|--|---------|
| EAC | | B.01687 |
|-----|--|---------|

| | | | |
|------------------|--|---|-----------------|
| cULus Recognized | | http://database.ul.com/cgi-bin/XYV/template/LISEXT/1FRAME/index.htm | E60425-19920722 |
|------------------|--|---|-----------------|

| | B | C |
|----------------------------|-------|-------|
| Nominal voltage UN | 600 V | 600 V |
| Nominal current IN | 41 A | 41 A |
| mm ² /AWG/kcmil | 24-8 | 24-8 |

Accessories

Accessories

Coding element

Coding profile - CP-PC RD - 1701967

Coding profile, for plugging into the coding ribs of the plug at a later date, insulating material, color: Red



Printed-circuit board connector - PC 5/12-STF1-7,62 - 1777930

Accessories

Labeled terminal marker

Marker card - SK 7,62/3,8:FORTL.ZAHLEN - 0804549



Marker card, Card, white, labeled, horizontal: consecutive numbers 1 ... 10, 11 ... 20, etc. up to 91 ... 100, mounting type: adhesive, for terminal block width: 7.62 mm, lettering field size: 7.62 x 3.8 mm

Marker card - SK 3,8 REEL P7,62 WH CUS - 0825128



Marker card, Card, can be ordered: by card, white, labeled according to customer specifications, mounting type: adhesive, for terminal block width: 7.62 mm, lettering field size: continuous x 3.8#mm

Screwdriver tools

Screwdriver - SZS 0,6X3,5 - 1205053



Actuation tool, for ST terminal blocks, insulated, also suitable for use as a bladed screwdriver, size: 0.6 x 3.5 x 100 mm, 2-component grip, with non-slip grip

Terminal marking

Marker card - SK U/3,8 WH:UNBEDRUCKT - 0803906



Marker card, Sheet, white, unlabeled, can be labeled with: PLOTMARK, CMS-P1-PLOTTER, Office printing systems, mounting type: adhesive, for terminal block width: 210 mm, lettering field size: 186 x 3.8 mm, Number of individual labels: 1440

Marker strip - SK 3,8 WH:REEL - 0805218



Marker strip, Roll, white, unlabeled, can be labeled with: THERMOMARK ROLL 2.0, THERMOMARK ROLL, THERMOMARK ROLL X1, THERMOMARK ROLLMASTER 300/600, THERMOMARK X1.2, mounting type: adhesive, for terminal block width: 90000 mm, lettering field size: continuous x 3.8#mm, Number of individual labels: 210000

Printed-circuit board connector - PC 5/12-STF1-7,62 - 1777930

Accessories

Additional products

Printed-circuit board connector - PC 5/12-GF-7,62 - 1720893



PCB headers, nominal current: 41 A, rated voltage (III/2): 630 V, nominal cross section: 6 mm², number of positions: 12, pitch: 7.62 mm, color: green, contact surface: Tin, mounting: Wave soldering, pin layout: Linear pinning, solder pin [P]: 5 mm

Printed-circuit board connector - PC 5/12-GFU-7,62 - 1721119



PCB headers, nominal current: 41 A, rated voltage (III/2): 630 V, nominal cross section: 6 mm², number of positions: 12, pitch: 7.62 mm, color: green, contact surface: Tin, mounting: Wave soldering, pin layout: Linear pinning, solder pin [P]: 4.2 mm

Printed-circuit board connector - PCV 5/12-GF-7,62 - 1721009



PCB headers, nominal current: 41 A, rated voltage (III/2): 630 V, nominal cross section: 6 mm², number of positions: 12, pitch: 7.62 mm, color: green, contact surface: Tin, mounting: Wave soldering, pin layout: Linear pinning, solder pin [P]: 5 mm

Printed-circuit board connector - DFK-PC 5/12-GF-7,62 - 1727799



Feed-through header, nominal current: 41 A, rated voltage (III/2): 630 V, nominal cross section: 6 mm², number of positions: 12, pitch: 7.62 mm, color: green, contact surface: Tin, mounting: Wave soldering, pin layout: Linear pinning, solder pin [P]: 4.9 mm

Printed-circuit board connector - DFK-PC 5/12-GFU-7,62 - 1716056



Feed-through header, nominal current: 41 A, rated voltage (III/2): 630 V, nominal cross section: 6 mm², number of positions: 12, pitch: 7.62 mm, color: green, contact surface: Tin, mounting: Wave soldering, pin layout: Linear pinning, solder pin [P]: 4.26 mm

Printed-circuit board connector - PC 5/12-STF1-7,62 - 1777930

Accessories

Printed-circuit board connector - DFK-PCV 5/12-GF-7,62 - 1716496



Feed-through header, nominal current: 41 A, rated voltage (III/2): 630 V, nominal cross section: 6 mm², number of positions: 12, pitch: 7.62 mm, color: green, contact surface: Tin, mounting: Wave soldering, pin layout: Linear pinning, solder pin [P]: 5 mm

Printed-circuit board connector - DFK-PC 5/12-GF-SH-7,62 - 1716166



Feed-through header, nominal current: 41 A, rated voltage (III/2): 630 V, nominal cross section: 6 mm², number of positions: 12, pitch: 7.62 mm, color: green, contact surface: Tin, mounting: Wave soldering, pin layout: Linear pinning, solder pin [P]: 5 mm

Printed-circuit board connector - DFK-PC 5/12-GFU-SH-7,62 - 1716276



Feed-through header, nominal current: 41 A, rated voltage (III/2): 630 V, nominal cross section: 6 mm², number of positions: 12, pitch: 7.62 mm, color: green, contact surface: Tin, mounting: Wave soldering, pin layout: Linear pinning, solder pin [P]: 4.26 mm

Feed-through plug - DFK-PC 5/12-STF-7,62 - 1716713



Feed-through connector, nominal current: 41 A, rated voltage (III/2): 1000 V, nominal cross section: 6 mm², number of positions: 12, pitch: 7.62 mm, connection method: Screw connection with tension sleeve, color: green, contact surface: Tin

Mouser Electronics

Authorized Distributor

Click to View Pricing, Inventory, Delivery & Lifecycle Information:

[Phoenix Contact:](#)

[1777930](#)