

Features

- For sensitive ESD protection
- Excellent clamping capability
- Low leakage
- ESD rating of class 3(>16KV)per Human Body Mode
- Fast response ,response time less than 1ns.
- Lead Free Finish/RoHS Compliant ("P" Suffix designates

Mechanical Characteristics

- JEDEC SOD-923 package
- Molding compound flammability rating: UL 94V-0

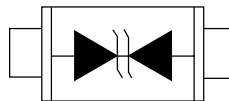
Applications

- USB 2.0
- HDMI 1.3
- SATA and eSATA
- DVI
- IEEE 1394
- PCI Express
- Portable Electronics
- Notebooks

Ordering Information

Part Number	Qty per Reel	Reel Size
ESD5V0B05-923	8000	7"

Pin Configuration



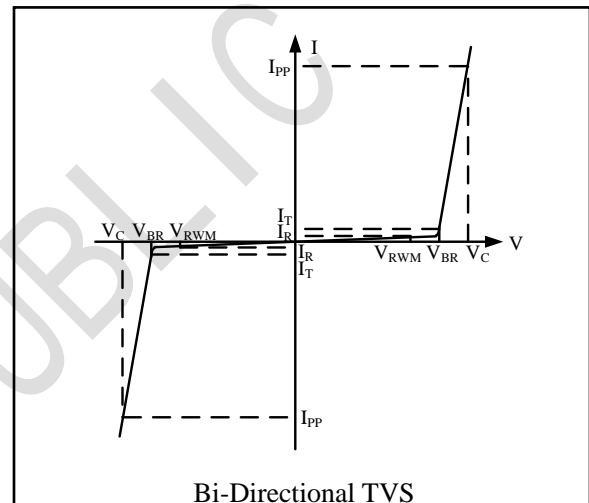
PROTECTION PRODUCTS

Absolute Maximum Rating

Parameter	Symbol	Limits	unit
IEC61000-4-2(ESD)	Air Contact	± 15 ± 8	KV
ESD Voltage per human body mode		16	KV
Peak Pulse Power(8/20us)	Ppp	80	W

ELECTRICAL CHARACTERISTICS PER LINE @ 25°C Unless Otherwise Specified

Symbol	Parameter
V_{RWM}	Nominal Reverse Working Voltage
I_R	Reverse Leakage Current @ V_{RWM}
V_{BR}	Reverse Breakdown Voltage @ I_T
I_T	Test Current for Reverse Breakdown
V_C	Clamping Voltage @ I_{PP}
I_{PP}	Maximum Peak Pulse Current
C_{ESD}	Parasitic Capacitance
V_R	Reverse Voltage
f	Small Signal Frequency



Parameter	Symbol	Conditions	Min.	Typ.	Max.	Units
Working Voltage	V_{RWM}				5	V
Breakdown Voltage	V_{BR}	$I_t = 1\text{mA}$	5.6	6.7	7.8	V
Reverse Leakage Current	I_R	$V_{RWM} = 5\text{V}$			1	μA
Junction Capacitance	C_j	$V_R = 0\text{V}$ f = 1MHz		0.5		pF

PROTECTION PRODUCTS
Typical characteristics

Fig1. 8/20 μ s Pulse Waveform

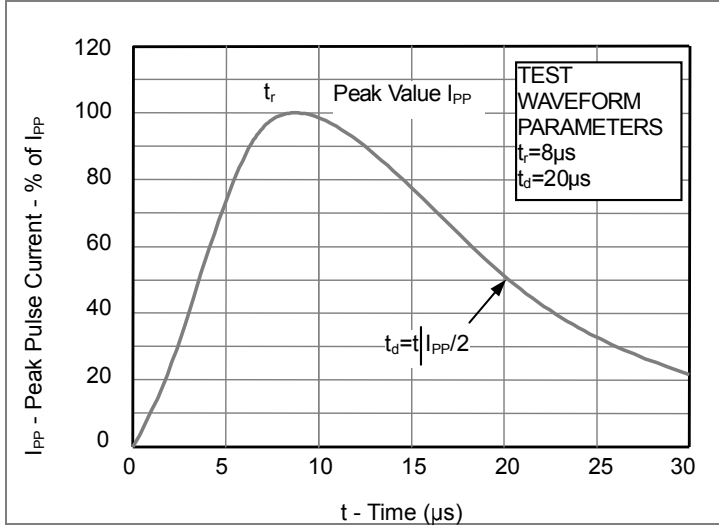


Fig2. ESD Pulse Waveform (according to IEC 61000-4-2)

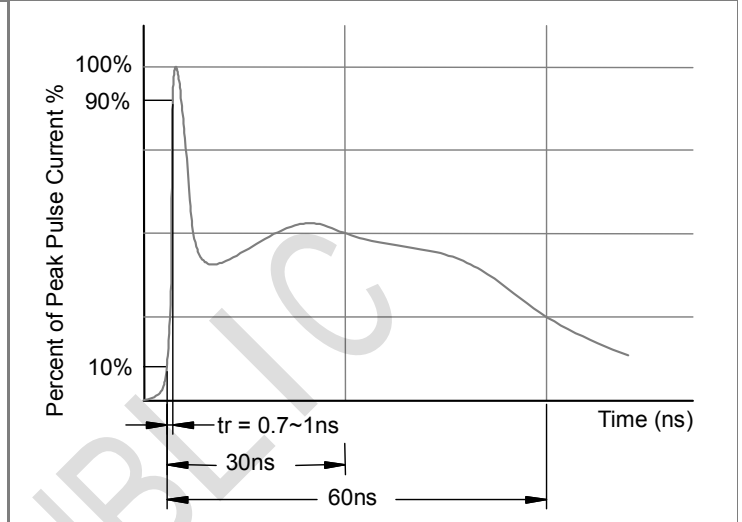
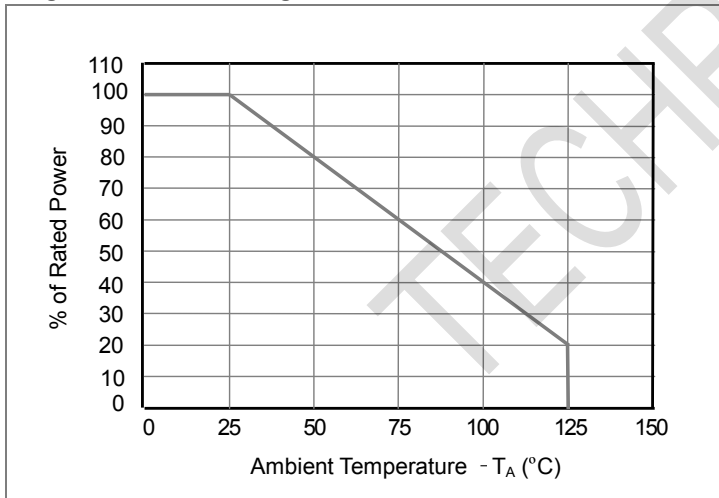
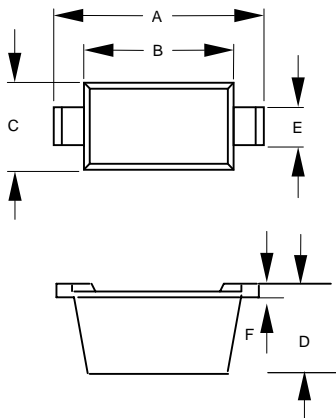


Fig3. Power Derating Curve



Outline Drawing - SOD-923



DIM	DIMENSIONS				NOTE
	INCHES		MM		
	MIN	MAX	MIN	MAX	
A	.037	.041	0.95	1.05	
B	.030	.033	0.75	0.85	
C	.022	.026	0.55	0.65	
D	.014	.017	0.36	0.43	
E	.006	.010	0.15	0.25	
F	.003	.007	0.07	0.17	

Land Pattern - SOD-923

