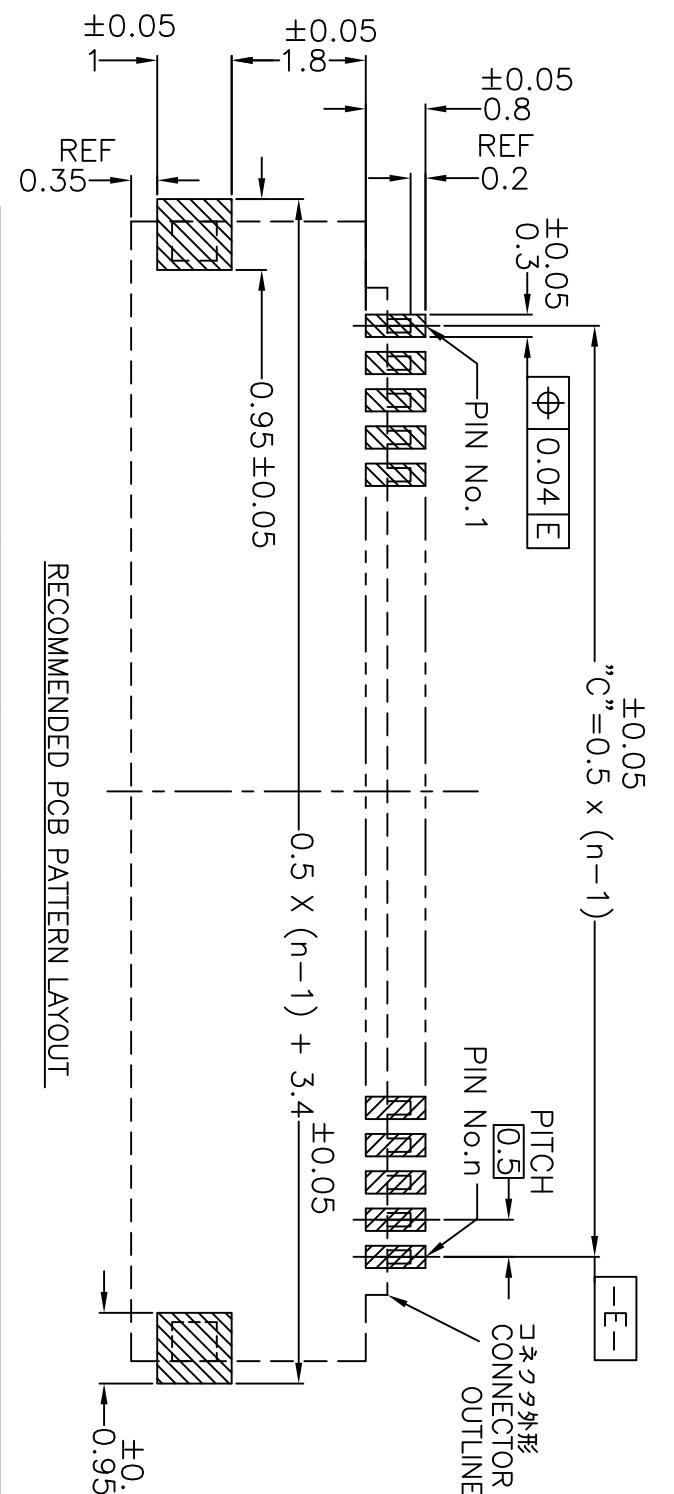
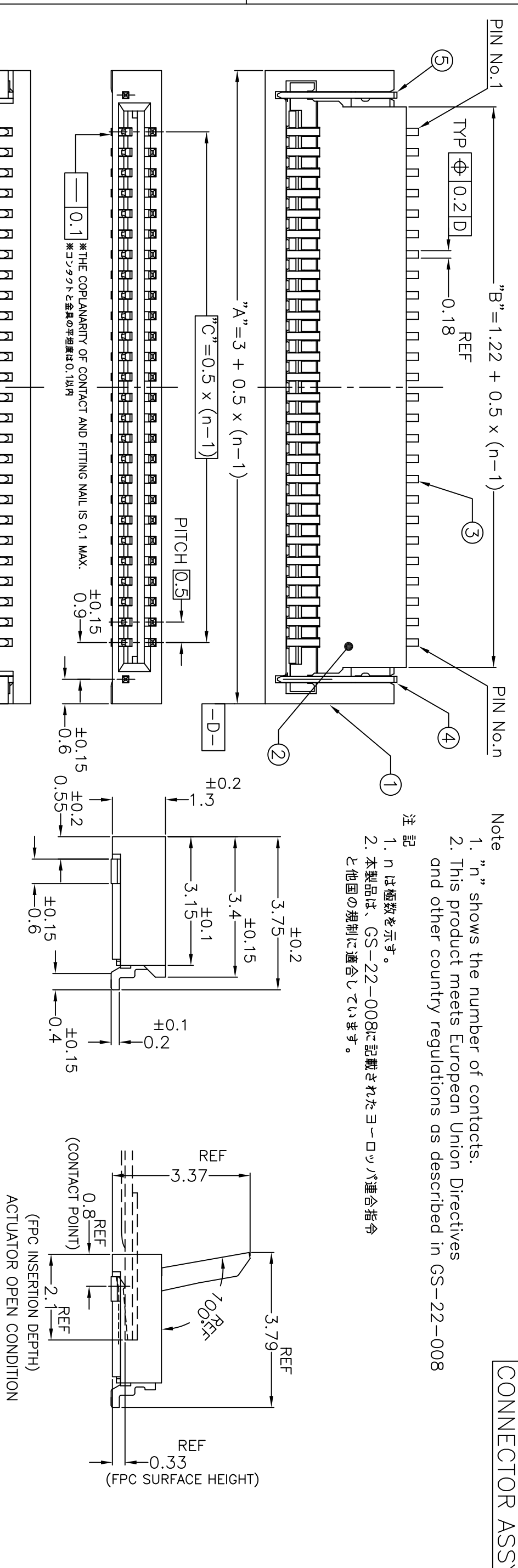


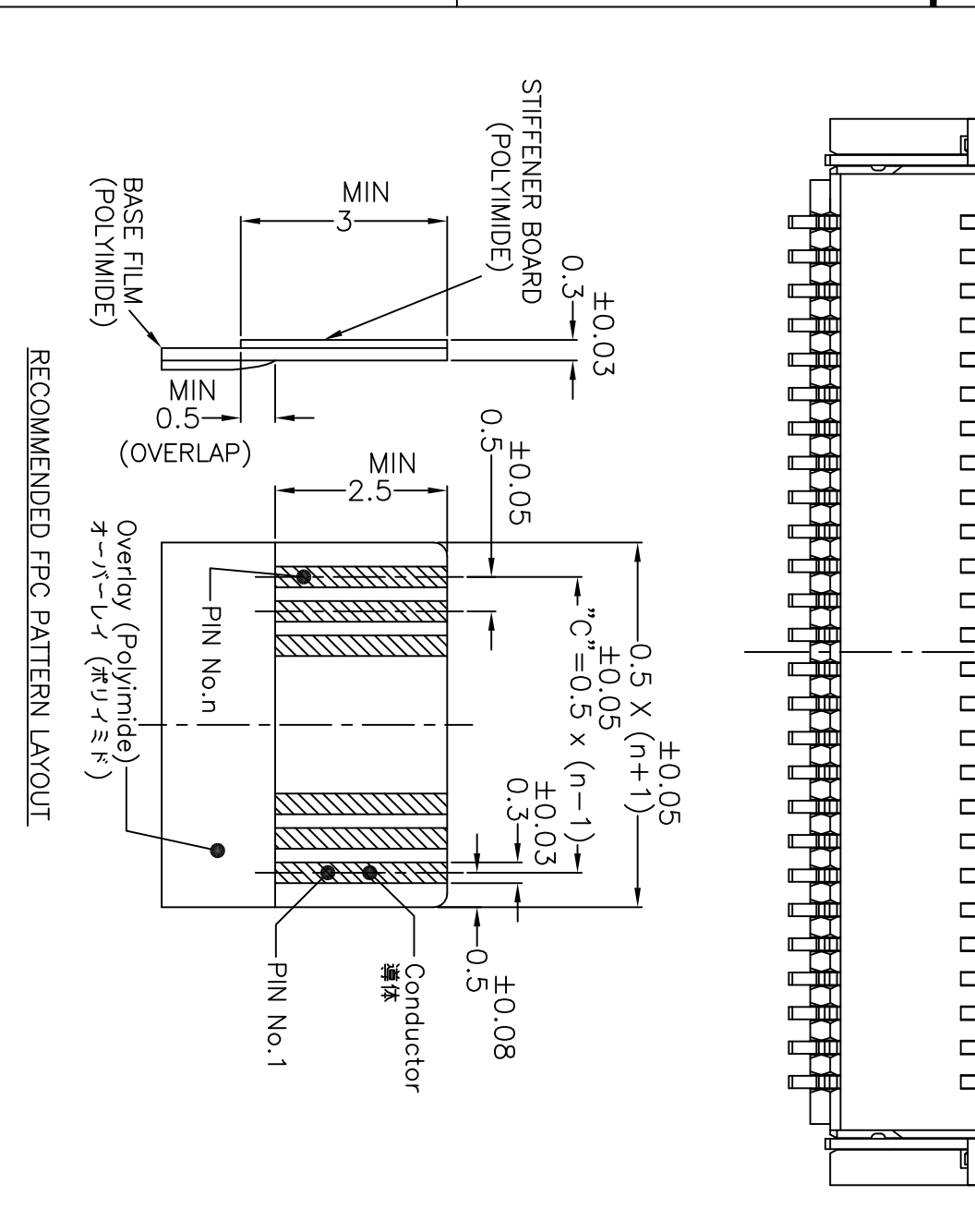
CONNECTOR ASSY

- Note
- "n" shows the number of contacts.
 - This product meets European Union Directives and other country regulations as described in GS-22-008

注記
 1. nは極数を示す。
 2. 本製品は、GS-22-008に記載されたヨーロッパ適合指令と他国の規制に適合しています。



RECOMMENDED PCB PATTERN LAYOUT



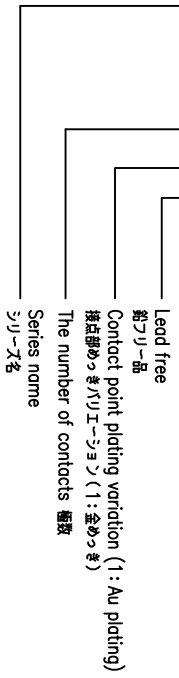
RECOMMENDED FPC PATTERN LAYOUT

mat'l. code	ISO 1302	tolerance unless otherwise specified	ISO 406	ISO 1101	projection	product family
---	✓	---	---	---	mm	59GF FLEX 0.5
ltr	ecr no	dr	date	angles	linear	ASSEMBLY
A	J05-0356	N.S.	6/20/05	±2°	0.XX	0.5mm PITCH CONNECTOR FOR FPC
E	J08-0283	N.S.	2008-7-1	±2°	0.XXX	VLL Series
F	J09-0178	N.S.	2009-5-7	dir	N.SASAME	scale 10:1
G	J10-0142	N.S.	2010-6-4	engr	N.SASAME	dwg no
H	J10-0171	N.S.	2010-6-23	chr	THIO_SOON-HOE	10051922
J	ELX-J-33204	N.S.	2019-04-12	appr	Y.KAMEDA	sheet 1 of 5
index	sheet	revision	J	J	J	J
	1	2	3	4	5	6

CONNECTOR ASSY

<P/N composition> <P/N構成>

10051922-24 1 LF



PARTS TABLE 部品表

No.	Port name 部品名	Material 材質	Finish めっき	Note 備考
①	Housing ハウジング	Enter glass fiber LCP resin ガラス繊維入り LCP 樹脂	—	色: 黒色, UL94V-0 Color: Natural, UL94V-0
②	Actuator アクチュエーター	Enter glass fiber GPPA resin ガラス繊維入り ポリイミド樹脂	—	色: 黒, UL94V-0 Color: Black, UL94V-0
③	Contact コンタクト	Copper alloy 銅合金	Au plating (Nickel underplating) 金めっき (ニッケル下めっき)	ニッケル下めっきあり With Ni dam on the contact
④	Fitting nail (Right side) 挿通金具 (右側)	Copper alloy 銅合金	Tin alloy plating (Nickel underplating) スズ合金めっき (ニッケル下めっき)	—
⑤	Fitting nail (Left side) 挿通金具 (左側)	Copper alloy 銅合金	Tin alloy plating (Nickel underplating) スズ合金めっき (ニッケル下めっき)	—

CONTACT PLATING	DIM "C"	DIM "B"	DIM "A"	FITTING NAIL(L) QTY	FITTING NAIL(R) QTY	CONTACT QTY	ACTUATOR QTY	HOUSING QTY	PRODUCT NO.
Au	14.5	15.72	17.5	1	1	30	1	1	10051922-301LF
	13.5	14.72	16.5	1	1	28	1	1	10051922-281LF
	12.5	13.72	15.5	1	1	26	1	1	10051922-261LF
	11.5	12.72	14.5	1	1	24	1	1	10051922-241LF
	10.5	11.72	13.5	1	1	22	1	1	10051922-221LF
	9.5	10.72	12.5	1	1	20	1	1	10051922-201LF
	9	10.22	12	1	1	19	1	1	10051922-191LF
	8.5	9.72	11.5	1	1	18	1	1	10051922-181LF
	7.5	8.72	10.5	1	1	16	1	1	10051922-161LF
	7	8.22	10	1	1	15	1	1	10051922-151LF
	6.5	7.72	9.5	1	1	14	1	1	10051922-141LF
	5.5	6.72	8.5	1	1	12	1	1	10051922-121LF
	5	6.22	8	1	1	11	1	1	10051922-111LF
	4.5	5.72	7.5	1	1	10	1	1	10051922-101LF
	3.5	4.72	6.5	1	1	8	1	1	10051922-081LF

mat'l. code		surface		tolerance		projection		product family	
ltr	ecn no	dr	date	ISO 1302	ISO 406	ISO 1101	mm	59GF	FLEX 0.5
A	J05-0356	N.S	6/20/05	angles	0.X	±0.3	mm	ASSEMBLY	
E	J08-0283	N.S	2008-7-1	±2°	0.XXX	±0.3	mm	0.5mm PITCH CONNECTOR FOR FPC	
F	J09-0178	N.S	2009-5-7	linear	0.XXX	±0.3	mm	VLL Series	
G	J10-0142	N.S	2010-6-4	engr	N.SASAME	2019-04-12	mm	sheet 2 of 5	
H	J10-0171	N.S	2010-6-23	chr	THIO_SOON-HOE	2019-04-12	mm	10051922	
J	ELX-J-33203	N.S	2019-04-12	appd	Y.KAMEDA	2019-04-12	mm	Product Customer Drawing	

A

B

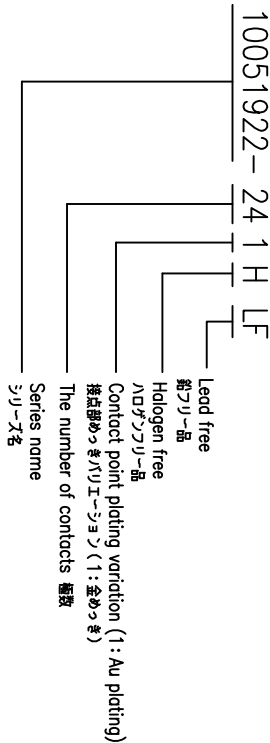
C

D

CONNECTOR ASSY

HALOGEN FREE

<P/N composition> <P/N構成>



PARTS TABLE 部品表

No.	Part name 部品名	Material 材質	Finish めっき	Note 備考
①	Housing ハウジング	Enter glass fiber LCP resin ガラス繊維入り LCP 樹脂	—	色: 無鉛色, UL94V-0 Color: Natural, UL94V-0
②	Actuator アクチュエーター	Enter glass fiber LCP resin ガラス繊維入り LCP 樹脂	—	色: 無鉛色, UL94V-0 Color: Natural, UL94V-0
③	Contact コネクタ	Copper alloy 銅合金	Au plating (Nickel underplating) 金めっき (ニッケル下地めっき)	ニッケル下地あり With Ni dam on the contact
④	Fitting nail (Right side) 補強金具 (右側)	Copper alloy 銅合金	Tin alloy plating (Nickel underplating) スズ合金めっき (ニッケル下地めっき)	—
⑤	Fitting nail (Left side) 補強金具 (左側)	Copper alloy 銅合金	Tin alloy plating (Nickel underplating) スズ合金めっき (ニッケル下地めっき)	—

CONTACT PLATING	DIM "C"	DIM "B"	DIM "A"	⑤ FITTING NAIL(L) QTY	④ FITTING NAIL(R) QTY	③ CONTACT QTY	② ACTUATOR QTY	① HOUSING QTY	PRODUCT NO.
Au	14.5	15.72	17.5	1	1	30	1	1	10051922-301HLF
	13.5	14.72	16.5	1	1	28	1	1	10051922-281HLF
	12.5	13.72	15.5	1	1	26	1	1	10051922-261HLF
	11.5	12.72	14.5	1	1	24	1	1	10051922-241HLF
	10.5	11.72	13.5	1	1	22	1	1	10051922-221HLF
	9.5	10.72	12.5	1	1	20	1	1	10051922-201HLF
	9	10.22	12	1	1	19	1	1	10051922-191HLF
	8.5	9.72	11.5	1	1	18	1	1	10051922-181HLF
	7.5	8.72	10.5	1	1	16	1	1	10051922-161HLF
	7	8.22	10	1	1	15	1	1	10051922-151HLF
	6.5	7.72	9.5	1	1	14	1	1	10051922-141HLF
	5.5	6.72	8.5	1	1	12	1	1	10051922-121HLF
	5	6.22	8	1	1	11	1	1	10051922-111HLF
	4.5	5.72	7.5	1	1	10	1	1	10051922-101HLF
	3.5	4.72	6.5	1	1	8	1	1	10051922-081HLF

mat'l. code		surface		tolerance		projection		product family	
ltr	ecn no	dr	date	ISO 1302	ISO 406	ISO 101	mm	59GF	FLEX 0.5
				angles	tolerances unless otherwise specified	0.X	±0.3	ASSEMBLY	
				linear	0.XX	±0.3	mm	0.5mm PITCH CONNECTOR FOR FPC	
				±2°	0.XXX	±0.3	scale 10:1	VLL Series	
G	J10-0142	N.S	2010-6-4	dr	N.SASAME	2019-04-12		sheet 3 of 5	
H	J10-0171	N.S	2010-6-23	engr	N.SASAME	2019-04-12		size A3	
J	ELX-J-33203	N.S	2019-04-12	THD_SOON-HOE	Y.KAMEDA	2019-04-12		Product Customer Drawing	
Sheet	revision							Rev.	
index	sheet							J	

PRODUCT NO.	DIM "A"	DIM "B"	DIM "C"	DIM "D"	DIM "E"	CONTACT PLATING	Emboss QTY.	TOOLING AVAILABLE
10051922-0810ELF								YES
10051922-1010ELF	16	7.5	21.5	8	--	Au	4500	YES
10051922-1110ELF								YES
10051922-1210ELF								YES
10051922-1410ELF								YES
10051922-1510ELF	24	11.5	29.5	8	--	Au	4500	YES
10051922-1610ELF								YES
10051922-1810ELF								YES
10051922-1910ELF								YES
10051922-2010ELF								YES
10051922-2210ELF								YES
10051922-2410ELF								YES
10051922-2610ELF	32	14.2	37.5	8	28.4	Au	4500	YES
10051922-2810ELF								YES
10051922-3010ELF								YES

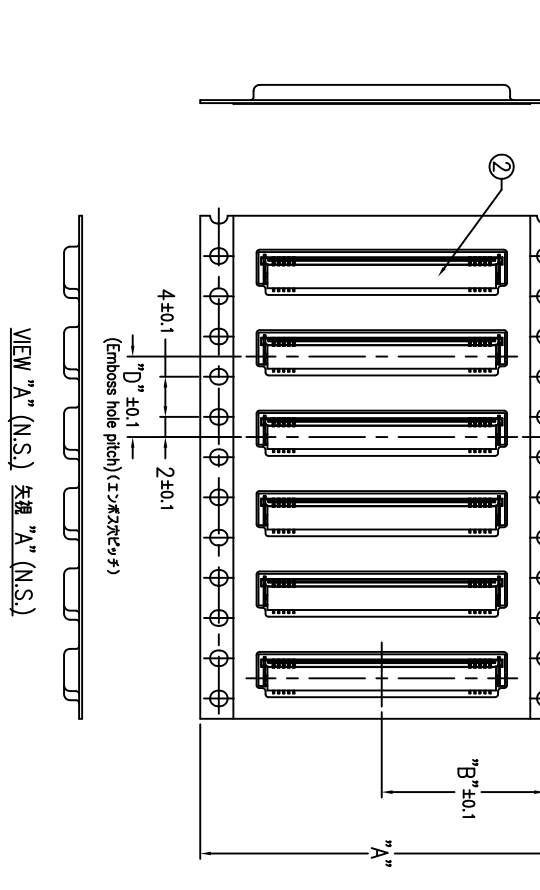
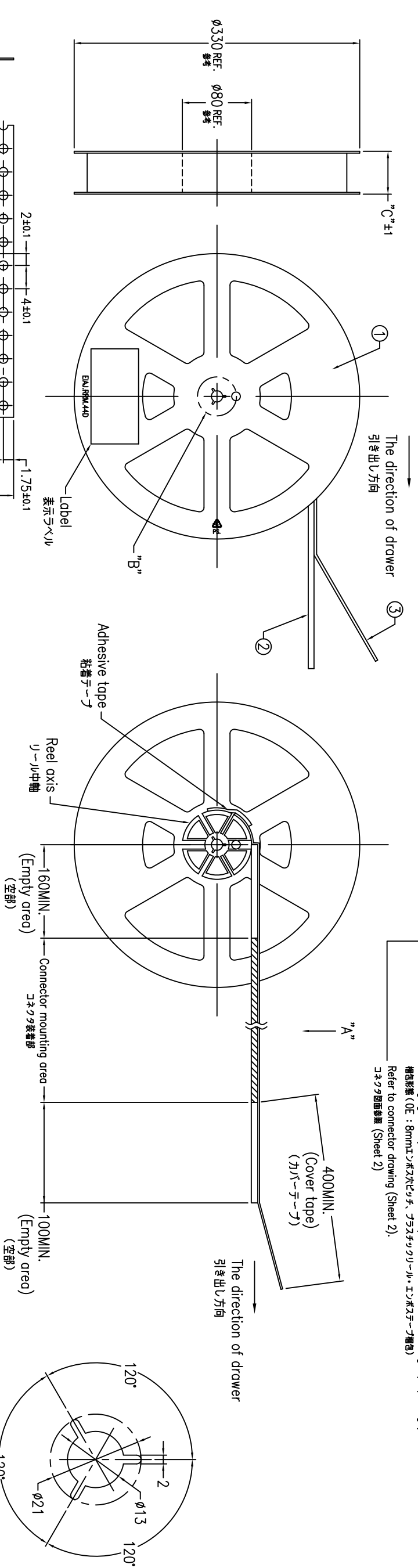
PARTS TABLE 部品表

No.	Part name	Material	QTY.	Note
①	The reel for packaging 梱包用リール	Polystyrene ポリスチレン	1	Color : White or Black, Electrification prevention processing 色:白または黒、帯電防止処理
②	Emboss tape エンボスタペ	APET or PS △	1	Electrification prevention processing 帯電防止処理
③	Cover tape カバーテープ	POLYESTER, POLYETHYLENE ポリエステル、ポリエチレン	1	
④	Connector コネクタ	See sheet 1	4500	APPLIED FOR 8mm PITCH EMBOS TAPE

NOTE
 1. This article carries out the emboss tape package of the 0.5mm pitch connector for FPC.
 2. The shape and dimension of this article are based on JIS C 0806.
 (Taping of electronic parts (Surface mounted device))

注記
 1. 本品は 0.5mm ピッチ FPC 用コネクタをエンボスタペ梱包したものである。
 2. 本品の形状及び寸法規定は JIS C 0806 (電子部品のテープング (表面実装部品)) に準拠する。

<P/N composition> <P/N構成>
 10051922-16 1 0E LF



mat'l. code	Surface	tolerance	projection	product family
---	ISO 1302	ISO 406	mm	59GF FLEX 0.5
Ltr	ecn no	dr	date	tolerances unless otherwise specified
A	J05-0356	N.S	6/20/05	0.X ±0.3
E	J08-0283	N.S	2008-7-1	linear 0.XX ±0.3
F	J09-0178	N.S	2009-5-7	0.XXX ±0.3
G	J10-0142	N.S	2010-6-4	scale 10:1
H	J10-0171	N.S	2010-6-23	
J	ELX-J-3320	N.S	2019-04-12	



product family 59GF FLEX 0.5
 title ASSEMBLY
 0.5mm PITCH CONNECTOR FOR FPC VLL Series
 sheet 4 of 5
 10051922
 Product Customer Drawing
 size A3
 Rev. J

PRODUCT NO.	DIM "A"	DIM "B"	DIM "C"	DIM "D"	DIM "E"	CONTACT PLATING	Emboss QTY.	TOOLING AVAILABLE
10051922-0810EHLF								YES
10051922-1010EHLF	16	7.5	21.5	8	--	Au	4500	YES
10051922-1110EHLF								YES
10051922-1210EHLF								YES
10051922-1410EHLF								YES
10051922-1510EHLF	24	11.5	29.5	8	--	Au	4500	YES
10051922-1610EHLF								YES
10051922-1810EHLF								YES
10051922-1910EHLF								YES
10051922-2010EHLF								YES
10051922-2210EHLF								YES
10051922-2410EHLF								YES
10051922-2610EHLF	32	14.2	37.5	8	28.4	Au	4500	YES
10051922-2810EHLF								YES
10051922-3010EHLF								YES

No.	Part name	Material	QTY.	Note
①	The reel for packaging	Polystyrene	1	Color : White or Black, Electrification prevention processing 色: 白または黒、電氣防止処理
②	Emboss tape	APET or PS	1	電氣防止処理品
③	Cover tape	POLYESTER, POLYETHYLENE	1	
④	Connector	See sheet 1	4500	APPLIED FOR 8mm PITCH EMBOS TAPE

EMBOSS PACKAGE
HALOGEN FREE

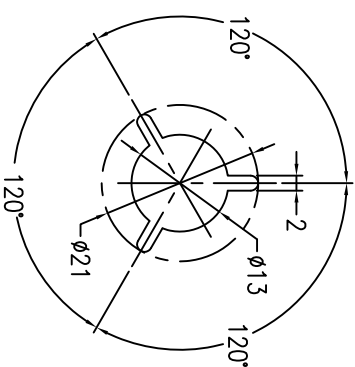
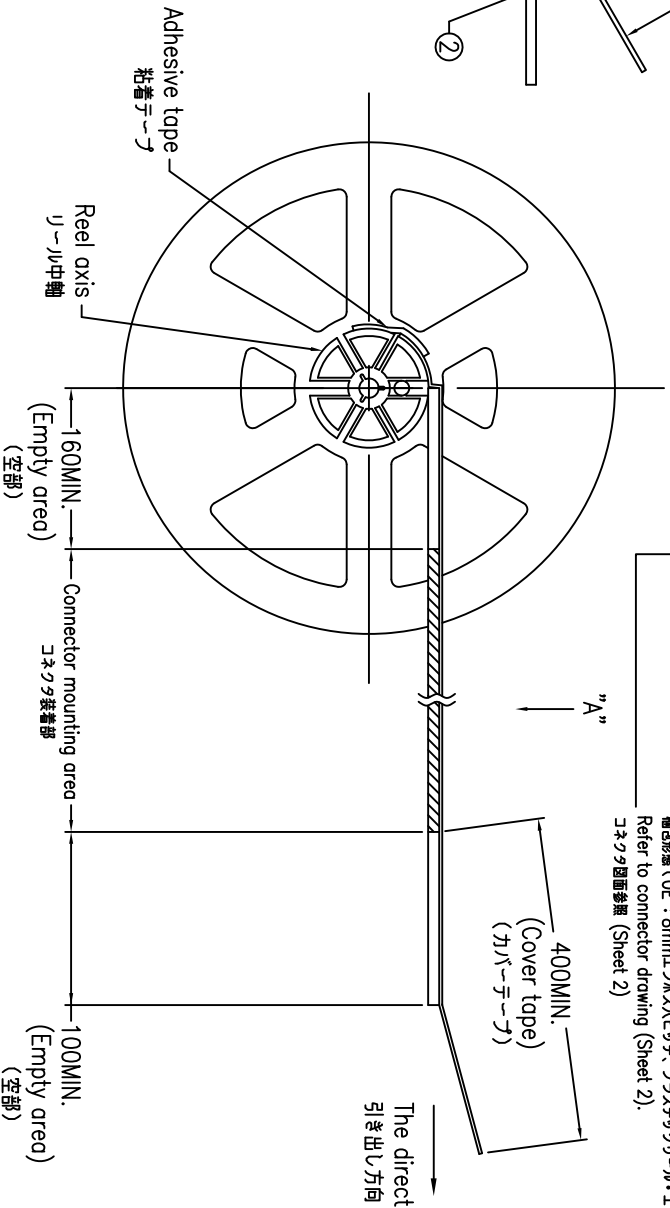
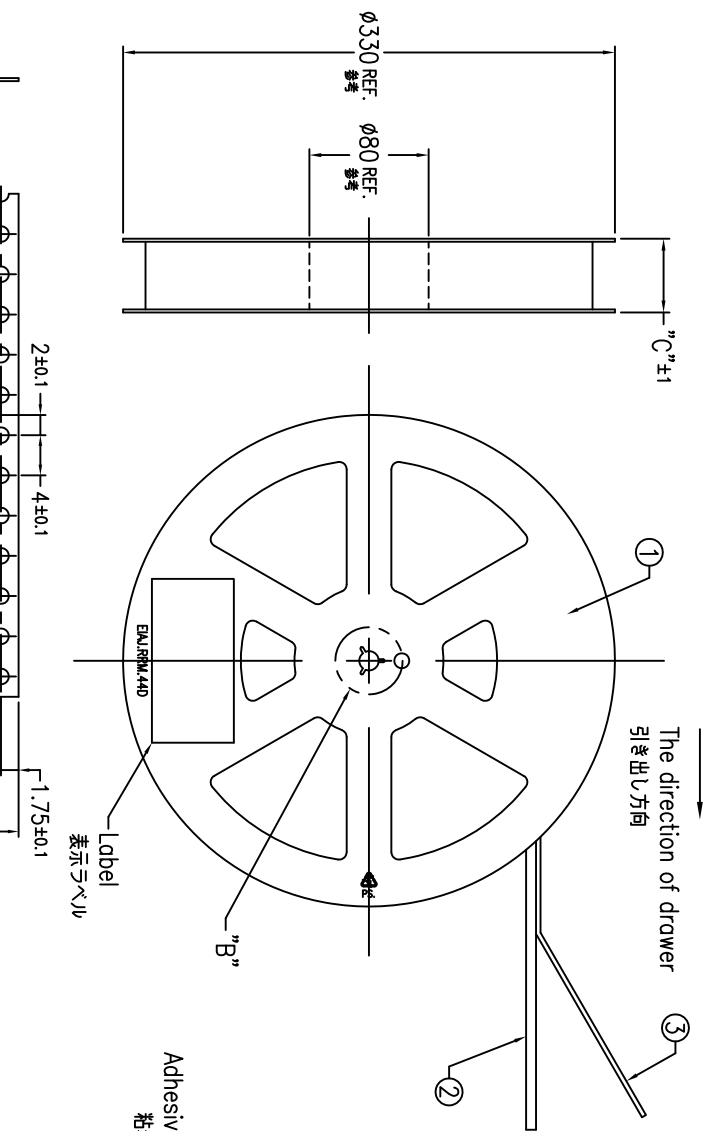
- NOTE
- This article carries out the emboss tape package of the 0.5mm pitch connector for FPC.
 - The shape and dimension of this article are based on JIS C 0806. (Taping of electronic parts (Surface mounted device))

- 注記
- 本品は 0.5mm ピッチ FPC 用コネクタをエンボステープ梱包したものである。
 - 本品の形状及び寸法規定は JIS C 0806 (電子部品のテープング (表面実装部品)) に準拠する。

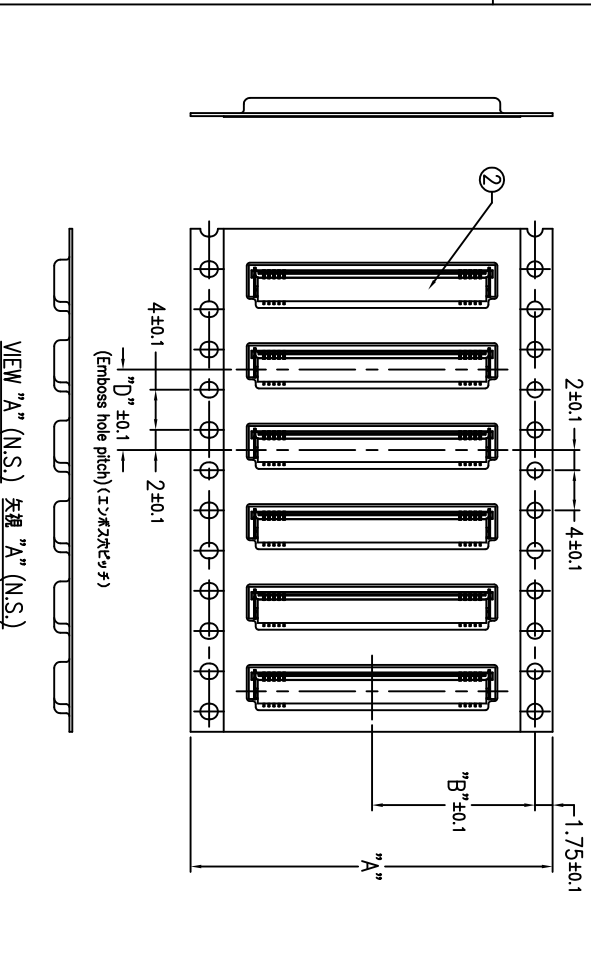
<P/N composition> <P/N構成>

10051922-16 1 0E H LF

Lead free
鉛フリー品
Halogen free
ハロゲンフリー品
Packaging form (QE: 8mm emboss pitch, Plastic reel, Embossing tape package)
梱包形態 (QE: 8mmエンボスピッチ、プラスチックリール、エンボステープ梱包)
Refer to connector drawing (Sheet 2).
コネクタ図面参照 (Sheet 2)



DETAIL "B" (1/1)
"B" 部詳細図 (1/1)



mat'l. code	Surface	tolerance	projection	product family
---	ISO 1302	ISO 406	mm	59GF FLEX 0.5
ltr	ecn no	dr	date	title
		angles	linear	ASSEMBLY
		±2°	0.0XX	0.5mm PITCH CONNECTOR FOR FPC
			±0.3	VLL Series
			±0.3	sheet 5 of 5
			scale 10:1	size
G	J10-0142	N.S	2010-04-12	10051922
H	J10-0171	N.S	2010-04-12	A3
J	ELX-J-33203	N.S	2019-04-12	Product Customer Drawing