

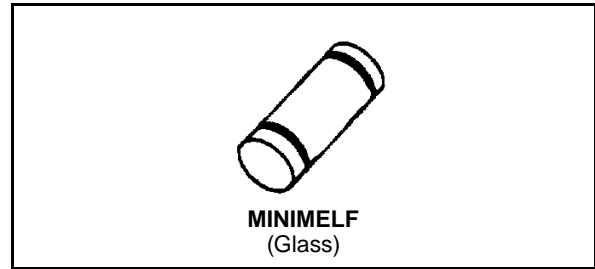


TMMBAT 41

SMALL SIGNAL SCHOTTKY DIODE

DESCRIPTION

General purpose metal to silicon diode featuring very low turn-on voltage and fast switching. This device has integrated protection against excessive voltage such as electrostatic discharges.



ABSOLUTE RATINGS (limiting values)

| Symbol | Parameter | Value | Unit |
|--------------------|--|--|--------------------------------------|
| V_{RRM} | Repetitive Peak Reverse Voltage | 100 | V |
| I_F | Forward Continuous Current | $T_i = 25\text{ }^\circ\text{C}$ | 100 mA |
| I_{FRM} | Repetitive Peak Forward Current | $t_p \leq 1\text{ s}$ $\delta \leq 0.5$ | 350 mA |
| I_{FSM} | Surge non Repetitive Forward Current | $t_p = 10\text{ ms}$ | 750 mA |
| P_{tot} | Power Dissipation | $T_i = 95\text{ }^\circ\text{C}$ | 100 mW |
| T_{stg} T_j | Storage and Junction Temperature Range | - 65 to + 150 - 65 to + 125 | $^\circ\text{C}$ $^\circ\text{C}$ |
| T_L | Maximum Temperature for Soldering during 15s | 260 | $^\circ\text{C}$ |

THERMAL RESISTANCE

| Symbol | Test Conditions | Value | Unit |
|---------------|-----------------|-------|---------------------------|
| $R_{th(j-l)}$ | Junction-leads | 300 | $^\circ\text{C}/\text{W}$ |

ELECTRICAL CHARACTERISTICS

STATIC CHARACTERISTICS

| Symbol | Test Conditions | Min. | Typ. | Max. | Unit |
|----------|--|------|------|------|---------------|
| V_{BR} | $T_j = 25\text{ }^\circ\text{C}$ $I_R = 100\text{ }\mu\text{A}$ | 100 | | | V |
| V_F^* | $T_j = 25\text{ }^\circ\text{C}$ $I_F = 1\text{ mA}$ | | 0.4 | 0.45 | V |
| | $T_j = 25\text{ }^\circ\text{C}$ $I_F = 200\text{ mA}$ | | | 1 | |
| I_R^* | $T_j = 25\text{ }^\circ\text{C}$ | | | 0.1 | μA |
| | $T_j = 100\text{ }^\circ\text{C}$ | | | 20 | |

DYNAMIC CHARACTERISTICS

| Symbol | Test Conditions | Min. | Typ. | Max. | Unit |
|--------|--|------|------|------|------|
| C | $T_j = 25\text{ }^\circ\text{C}$ $V_R = 1\text{ V}$ $f = 1\text{ MHz}$ | | 2 | | pF |

* Pulse test: $t_p \leq 300\text{ }\mu\text{s}$ $\delta < 2\%$.

Figure 1. Forward current versus forward voltage at different temperatures (typical values).

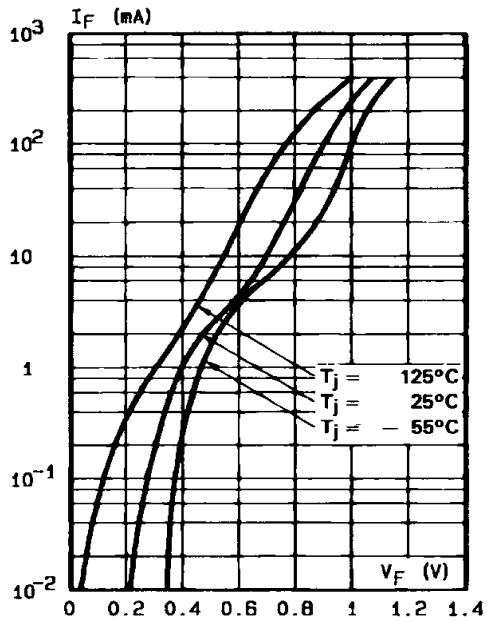


Figure 2. Forward current versus forward voltage (typical values).

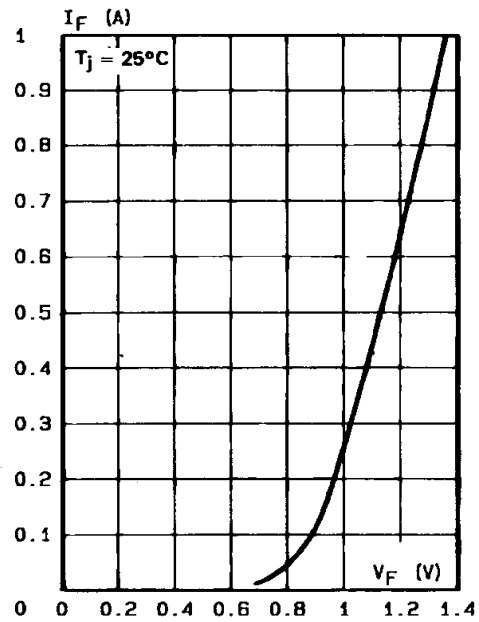


Figure 3. Reverse current versus junction temperature.

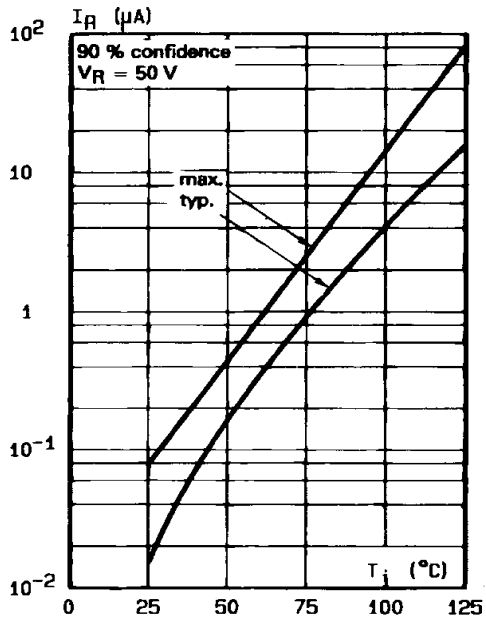


Figure 4. Reverse current versus continuous reverse voltage (typical values).

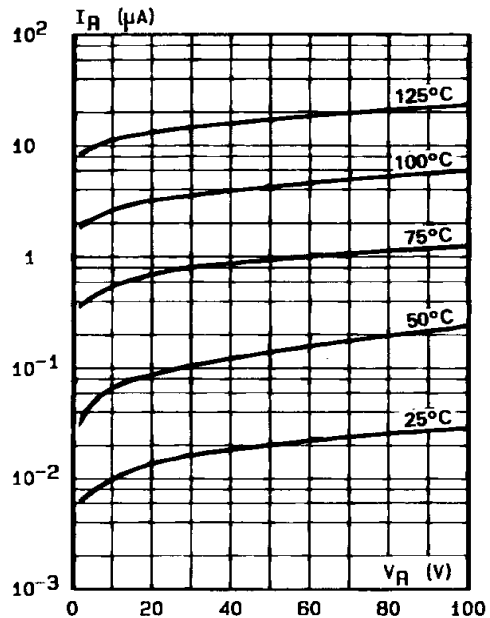
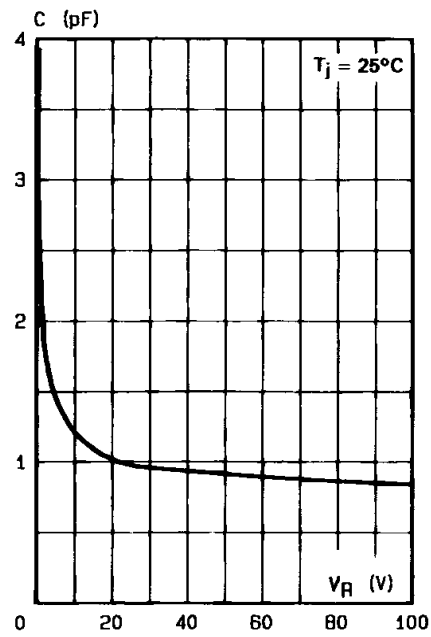


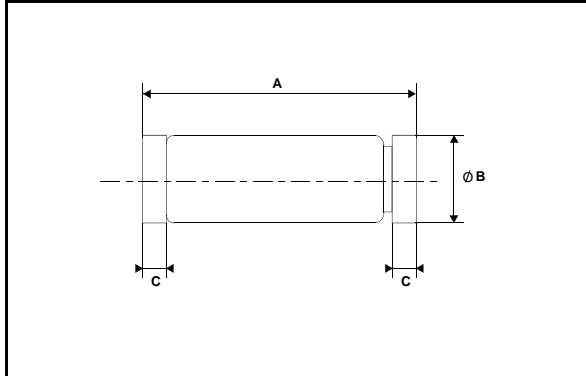
Figure 5. Capacitance C versus reverse applied voltage V_R (typical values).



TMMBAT 41

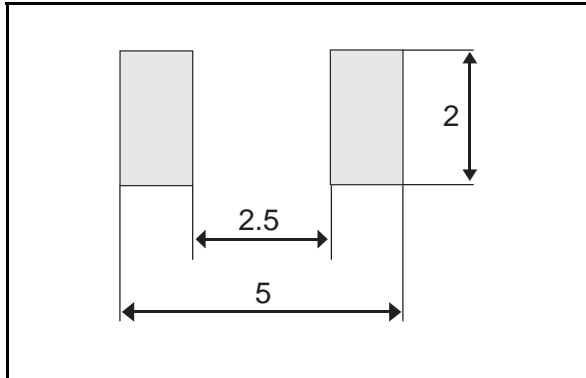
PACKAGE MECHANICAL DATA

MINIMELF Glass



| REF. | DIMENSIONS | | | | | |
|------|-------------|------|------|--------|-------|-------|
| | Millimeters | | | Inches | | |
| | Min. | Typ. | Max. | Min. | Typ. | Max. |
| A | 3.30 | 3.40 | 3.6 | 0.130 | 0.134 | 0.142 |
| B | 1.59 | 1.60 | 1.62 | 0.063 | 0.063 | 0.064 |
| C | 0.40 | 0.45 | 0.50 | 0.016 | 0.018 | 0.020 |
| D | | 1.50 | | | 0.059 | |

FOOT PRINT DIMENSIONS (Millimeter)



Marking: ring at cathode end.
Weight: 0.05g

Information furnished is believed to be accurate and reliable. However, STMicroelectronics assumes no responsibility for the consequences of use of such information nor for any infringement of patents or other rights of third parties which may result from its use. No license is granted by implication or otherwise under any patent or patent rights of STMicroelectronics. Specifications mentioned in this publication are subject to change without notice. This publication supersedes and replaces all information previously supplied. STMicroelectronics products are not authorized for use as critical components in life support devices or systems without express written approval of STMicroelectronics.

The ST logo is a registered trademark of STMicroelectronics
© 1999 STMicroelectronics - Printed in Italy - All rights reserved.

STMicroelectronics GROUP OF COMPANIES
Australia - Brazil - China - Finland - France - Germany - Hong Kong - India - Italy - Japan - Malaysia
Malta - Morocco - Singapore - Spain - Sweden - Switzerland - United Kingdom - U.S.A.

<http://www.st.com>

Mouser Electronics

Authorized Distributor

Click to View Pricing, Inventory, Delivery & Lifecycle Information:

[STMicroelectronics:](#)

[TMMBAT41FILM](#)