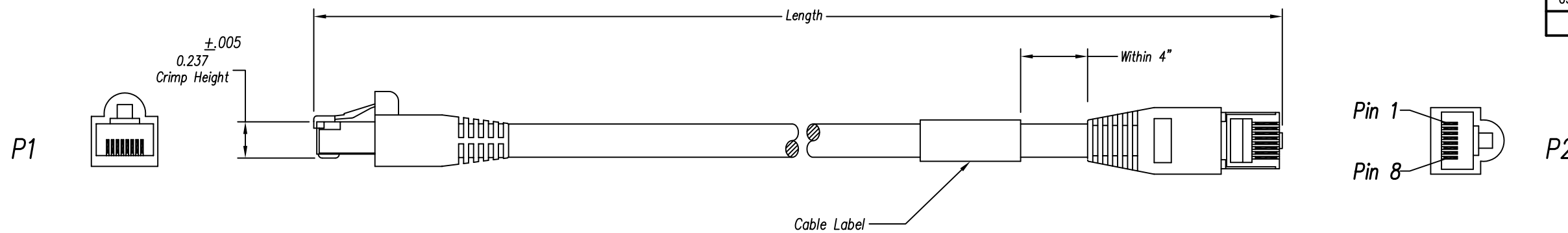


DATE	REV	ECN	APP'D. BY
05/17/17	A0	Released	HU



**Notes:**

- 1) Each cable assembly to be individually bagged.
- 2) 50μ" Gold plating on contacts
- 3) Cable Construction:
  - 24AWG Stranded
  - 4Pr, F/UTP, Type CMG
  - PVC Jacket
- 4) Assembled Strain Relief  
Color to match Jacket color

**P/N Key:**

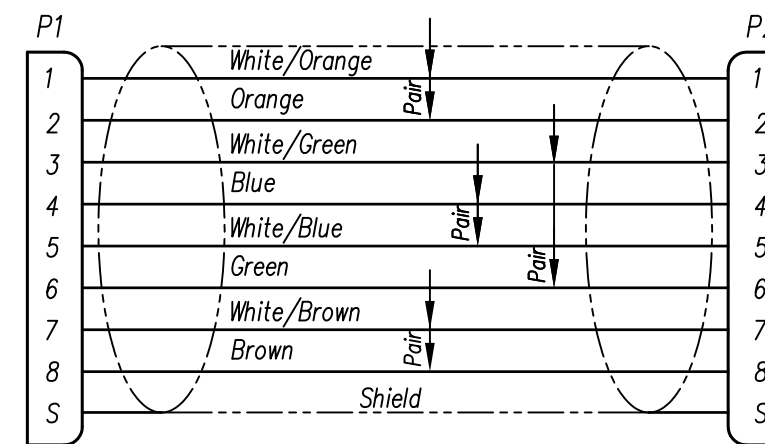
BC-5Sxyz

**UOM**  
M = Meters  
F = Feet

**Length**  
Meters = xx.x (00.3 - 30.0)  
Feet = xxx (001 - 100)

**Color**  
E = Blue    O = Orange  
G = Grey    R = Red  
K = Black    W = White  
N = Green    Y = Yellow

**Wiring Map: 568B Standard**




**Example Parts Numbers**

Meters		
P/N	Color	Length
BC-5SG010M	Grey	1.0m
BC-5SE050M	Blue	5.0m
BC-5SE100M	Blue	10.0m

For Part Numbers Not Shown Follow Part Number Key Format

THIRD ANGLE PROJECTION 		206 Van Vorst Street Jersey City, NJ 07302 +1 201 432 0463 <a href="http://www.belfuse.com">http://www.belfuse.com</a>
DO NOT SCALE DRAWING DRAWING IS SUBJECT TO CHANGE WITHOUT NOTICE	TITLE: <b>Bel Patchcord Assembly, C5e F/UTP</b>	
DIMENSIONS: INCHES [METRIC]	THIS DRAWING AND THE SUBJECT MATTER SHOWN THEREON ARE CONFIDENTIAL AND THE PROPRIETARY PROPERTY OF BEL FUSE, INC. AND SHALL NOT BE REPRODUCED, COPIED, OR USED IN ANY MANNER WITHOUT PRIOR WRITTEN CONSENT OF BEL FUSE, INC.	
UNLESS OTHERWISE SPECIFIED TOLERANCES ARE ±.005 [0.13] ANGLES ARE ± 1°	DRN BY: XYQ    DATE 05/17/17	APPD BY: HU    DATE 05/17/17
SHEET NO. 1 OF 1	DWG NO. CT999140	REV. A0



ASSEMBLY FORMAT REV. 6/3/05

# Mouser Electronics

Authorized Distributor

Click to View Pricing, Inventory, Delivery & Lifecycle Information:

[Bel:](#)

[BC-5SE010M](#) [BC-5SE020M](#) [BC-5SE030M](#) [BC-5SE050M](#) [BC-5SE100M](#) [BC-5SG010M](#) [BC-5SG020M](#) [BC-5SG030M](#) [BC-5SG050M](#) [BC-5SG100M](#)