

Cylindrical, Inverted Cone LED lamp
BL-L532
Features:

- 5mm Cylindrical, Inverted Cone LED lamp
- Ultra brightness.
- Choice of various viewing angles.
- Diffused, Transparent and Water clear lens
- IC compatible /Low current capability.
- RoHs Compliance


Electrical-optical characteristics: (Ta=25°C) (Test Condition: IF=20mA)

Part Number	Chip			Lens Type	Forward Voltage(VF) Unit:V		Luminous Intensity (lv) Unit:mcd		Viewing Angle 2θ1/2 (deg)
	Emitted Color	Material	λ _p (nm)		Typ	Max	Min.	Typ.	
					BL-L532SRC	Hi Red	AlGaAs,SH	660	
BL-L532LRC	Super Red	AlGaAs,DH	660	1.85	2.20	80	150		
BL-L532URC	Ultra Red	AlGaAs,DDH	660	1.95	2.20	100	300		
BL-L532UEC	Ultra Orange	AlGaInP	630	2.10	2.50	100	350		
BL-L532UYC	Ultra Yellow	AlGaInP	590	2.10	2.50	100	350		
BL-L532UGC	Ultra Green	AlGaInP	574	2.20	2.50	40	80		
BL-L532PGC	Ultra Pure Green	InGaN	525	3.80	4.50	400	1000		
BL-L532BGC	Ultra Bluish Green	InGaN	505	3.80	4.50	250	800		
BL-L532BC	Blue	InGaN	430	3.80	4.50	200	600		
BL-L532UBC	Ultra Blue	InGaN	470	2.70	4.20	550	1000		
BL-L532VC	UV	InGaN	405	3.80	4.50	20	50		
BL-L532UWC	Ultra White	InGaN	/	2.70	4.20	250	1000		

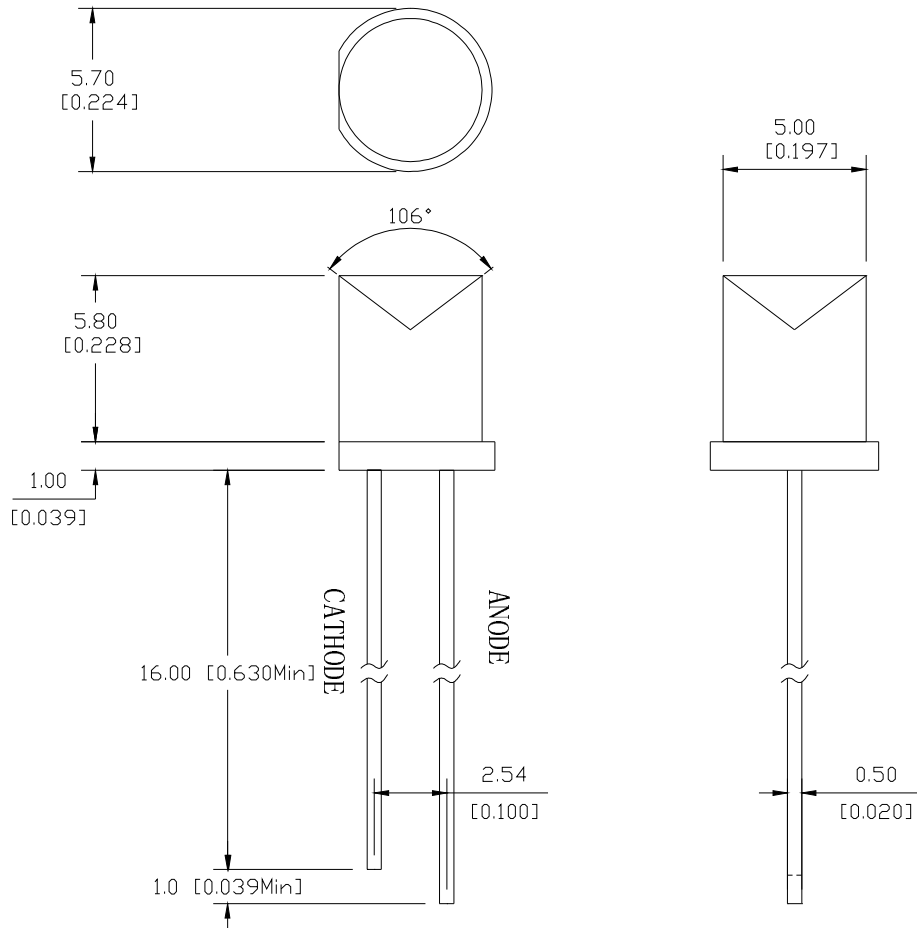
Absolute maximum ratings (Ta=25°C)

Parameter	SR	LR	UR	UE	UY	UG	PG	BG	B	UB	UV	W	Unit
Forward Current I _F	25	25	25	30	30	30	30	30	30	30	30	30	mA
Power Dissipation P _d	60	60	60	65	65	75	110	110	120	120	120	120	mW
Reverse Voltage V _R	5	5	5	5	5	5	5	5	5	5	5	5	V
Peak Forward Current I _{PF} (Duty 1/10 @1KHZ)	150	150	150	150	150	150	150	100	100	100	100	100	mA
Operation Temperature T _{OPR}	-40 to +80												°C
Storage Temperature T _{STG}	-40 to +85												°C
Lead Soldering Temperature T _{SOL}	Max.260±5°C for 3 sec Max. (1.6mm from the base of the epoxy bulb)												°C

Cylindrical, Inverted Cone LED lamp

BL-L532

■ Package configuration & Internal circuit diagram



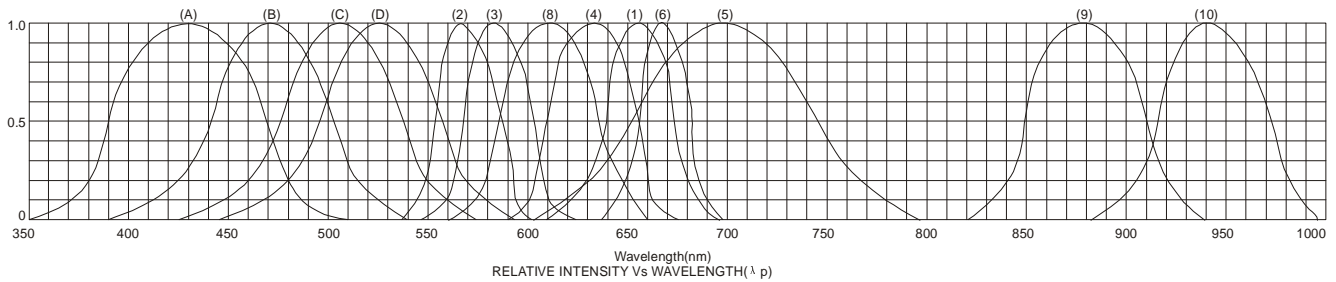
Notes:

1. All dimensions are in millimeters (inches)
2. Tolerance is $\pm 0.25(0.01)$ unless otherwise noted.
3. Specifications are subject to change without notice.

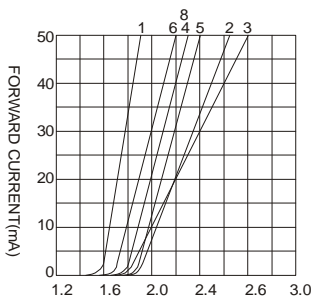
Cylindrical, Inverted Cone LED lamp

BL-L532

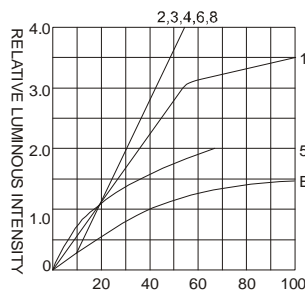
Typical electrical-optical characteristics curves:



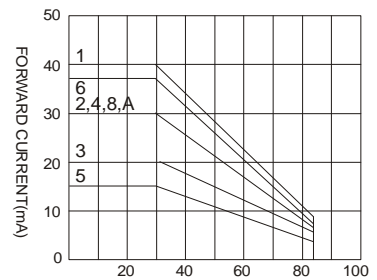
- | | |
|---|--------------------------------------|
| (1) - GaAsP/GaAs 655nm/Red | (9) - GaAlAs 880nm |
| (2) - GaP 570nm/Yellow Green | (10) - GaAs/GaAs & GaAlAs/GaAs 940nm |
| (3) - GaAsP/GaP 585nm/Yellow | (A) - GaN/SiC 430nm/Blue |
| (4) - GaAsP/GaP 635nm/Orange & Hi-Eff Red | (B) - InGaN/SiC 470nm/Blue |
| (5) - GaP 700nm/Bright Red | (C) - InGaN/SiC 505nm/Ultra Green |
| (6) - GaAlAs/GaAs 660nm/Super Red | (D) - InGaN/SiC 525nm/Ultra Green |
| (8) - GaAsP/GaP 610nm/Super Red | |



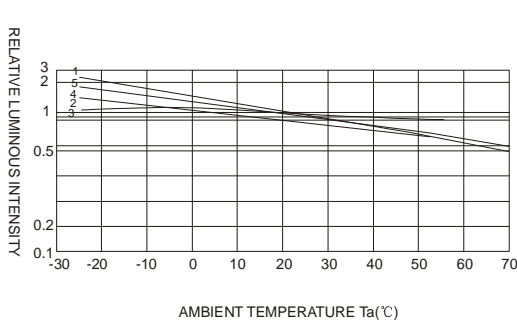
FORWARD VOLTAGE (Vf)
FORWARD CURRENT VS.
FORWARD VOLTAGE



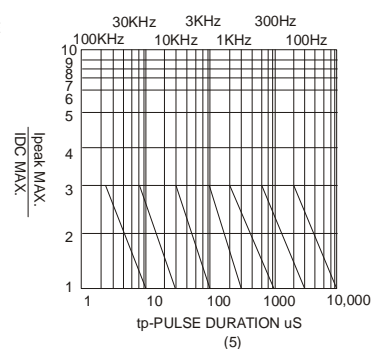
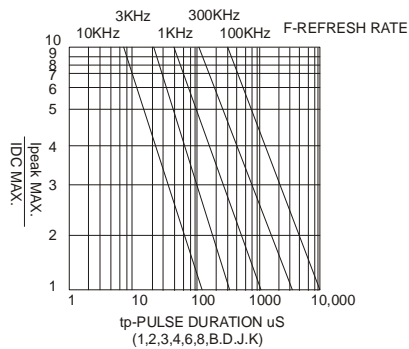
FORWARD CURRENT (mA)
RELATIVE LUMINOUS
INTENSITY VS. FORWARD
CURRENT



AMBIENT TEMPERATURE Ta(°C)
FORWARD CURRENT VS. AMBIENT
TEMPERATURE



AMBIENT TEMPERATURE Ta(°C)



NOTE:25°C free air temperature unless otherwise specified