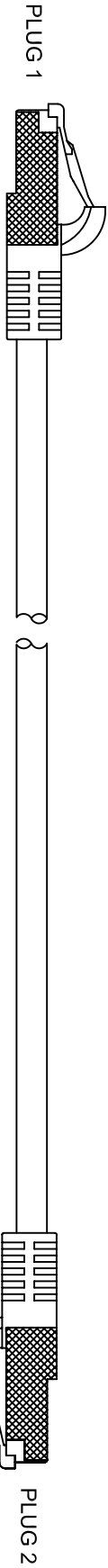
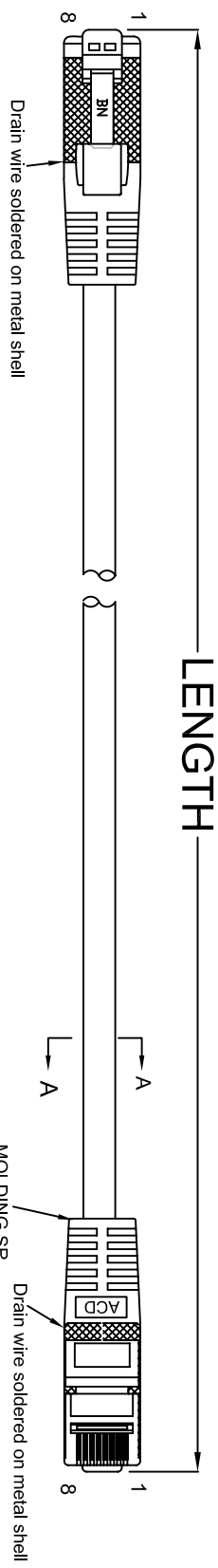


THE INFORMATION CONTAINED IN THIS DRAWING IS THE SOLE PROPERTY OF AMPHENOL CABLES ON DEMAND. ANY REPRODUCTION OR DISCLOSURE TO THIRD PARTIES, IN PART OR WHOLE, WITHOUT THE EXPRESS WRITTEN PERMISSION OF AMPHENOL CABLES ON DEMAND IS PROHIBITED.

REV.	DESCRIPTION	REVISIONS	DATE	APPROVED
A	NEW RELEASE		2/APR/2014	

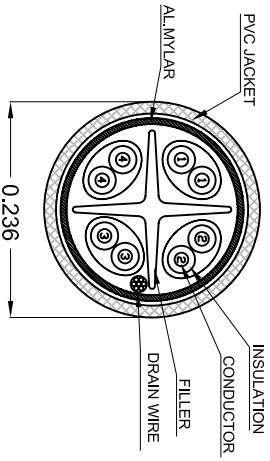


**Length Tolerance:**

- Length  $\leq 0.5M + 30/-0mm$
- Length  $> 0.5M$  &  $< 1M + 50/-0mm$
- Length  $\geq 1M$  &  $\leq 5M + /-50mm$
- Length  $> 5M$  &  $\leq 10M + /-100mm$

- CAT. 6A FTP LAN CABLE:**
1. Conductor (Stranded): 26AWG(7X0.16mm);
  2. Insulation: HD-PE;
  3. Color Code:
    - PAIR 1: Blue & White/Blue
    - PAIR 2: Orange & White/Orange
    - PAIR 3: Green & White/Green
    - PAIR 4: Brown & White/Brown
  4. Al/Mylar: Coverage 100%; Overlap 25%/min;
  5. Drain: 7/0.16± 0.01mm Tinned Copper;
  6. Cable Marking:
 

Amphenol Cables on Demand TYPE CM 26AWG 4PR 75° C (UL) c(UL) E314104 TIA/EIA-568-B-2-10 FTP CAT. 6A
  7. Rated Temperature: 75° C.
  8. Rated Voltage: 300V.
  9. UL cUL CM TYPE.
  10. Impedance: 100± 15% Ω (1~500 MHz)
  11. DC-Resistance Capacitance Unbalance: 5%
  12. DC-Resistance: 14.8Ω/100m AT 20°C MAX
  13. Bandwidth: 500 Mhz
  14. Bending Radius: 25.4mm (1") min
  15. Transmission Requirements TIA/EIA-568-B-2-10 PATCH CORD



**PIN OUT: T568B**

PLUG 1	PLUG 2	COLOR
PIN 1	PIN 1	WHITE/ORANGE
PIN 2	PIN 2	ORANGE
PIN 3	PIN 3	WHITE/GREEN
PIN 4	PIN 4	BLUE
PIN 5	PIN 5	WHITE/BLUE
PIN 6	PIN 6	GREEN
PIN 7	PIN 7	WHITE/BROWN
PIN 8	PIN 8	BROWN
Shielded	Shielded	DRAIN WIRE



UNLESS OTHERWISE SPECIFIED DIMENSIONS ARE IN INCHES		DECIMALS		ANGLES		APPROVALS		DATE		ASSEMBLY	
X	±X	XX	±XX	XXX	±XXX	LF	2/APR/2014			ASM CBL R145/R145 FTP CAT.6A	
THIRD ANGLE PROJECTION		CHECKED	BA	2/APR/2014						SIZE	DWG. NO.
		RESP ENG				A	MP - 6ARJ 45 SNNX			A	REV.
		MFG ENG									A0

**Amphenol Cables on Demand**  
20 VALLEY ST. ENDCOTT, NY 13760

NOTES: UNLESS OTHERWISE SPECIFIED